

PVT SELECT Test Instructions

Inoculation at TimeZero™

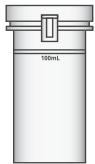
IMPORTANT: Perform and ship this test **ONLY** on Monday, Tuesday, Wednesday, or Thursday

1 GATHER MATERIALS

One water sample location requires the following items found in the shipping carton:



250 mL Sterile Sample Bottle with Location ID Label



100 mL Sterile EPA Vial



2 Sterile Dipslide Vials with 2 Location ID Labels



pH Adjust



3 Security Seals



Shipping Label (FedEx Priority Overnight)

In addition to the supplied items (above) you will need:

Packing Tape

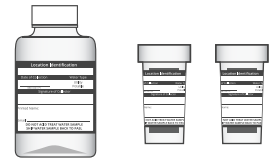
Gloves

Timer (Recommended)

Safety Glasses (Recommended)

2 AFFIX LOCATION ID LABELS

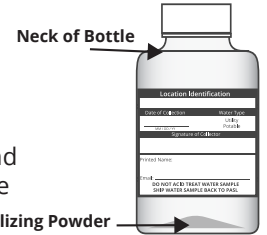
Affix completed location ID labels horizontally to 250 mL sample bottle and dipslide vials.



3 COLLECT WATER SAMPLE

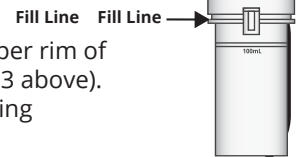
IMPORTANT: Gloves are required and safety glasses are recommended to be worn.

Fill 250 mL sterile sample bottle to neck of bottle with water from source to be tested. Close bottle tightly and briefly shake (5-10 sec.) to dissolve Sodium Thiosulfate Neutralizing Powder.



4 FILL 100 mL EPA VIAL

Fill 100 mL sterile EPA vial above the 100 mL fill line (upper rim of bottle) with water from 250 mL sample bottle (see Step 3 above). Securely cap 250 mL sample bottle to avoid contaminating remaining sample which will be returned to lab.



5 DIP 1st DIPSLIDE

NOTE: Dipslide & vial are sterile.

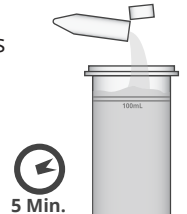
Submerge first dipslide in filled EPA vial. After 3 seconds, return dipslide to dipslide vial. Cap securely.



6 ADD pH ADJUST

(Acid Treatment. Avoid contact with skin or eyes.)

Empty contents of pH adjust into EPA vial, close lid. Swirl to mix. Let stand for 5 minutes.

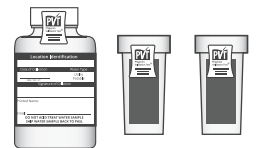


7 DIP 2nd DIPSLIDE

Repeat Step 5 above with the second dipslide in the now acid treated water sample. Upon completion, dispose of EPA vial and water.

8 APPLY SECURITY SEALS

Securely cap both dipslide vials. Apply security seals to 250 mL sample bottle and dipslide vials over side of cap to side of container exactly as shown. Make sure security seals do not cover location ID labels.



9 REPACK and SHIP on SAME DAY

For assurance of safety in shipping, repack dipslide vials and water sample bottle upright (lids up) in shipping carton foam holder as shown in the photo. Replace top foam layer securely over contents. Close and seal lid with tape. Apply Priority Overnight shipping label.

