

Phigenics Validation Test PREMIUM Analytical Report

Method Used: Next Day LegiPlex™ PCR, TimeZero™, and Standard ISO 11731 Spread Plate


Sample Information	
PASL #	10000
Date of Collection/Inoculation	2018/01/01
Date of Plating	2018/01/02
Date of Analysis	2018/01/12

Next Day LegiPlex PCR™	
<i>Legionella</i>	<i>L. pneumophila</i> sg1

Total Heterotrophic Aerobic Bacteria	
***	10 ³ CFU/mL
Score	


Legionella Results			
<i>L. pneumophila</i>			
serogroup 1	<u>7</u> CFU	<u>70</u> CFU/mL	
<i>L. pneumophila</i>			
serogroups 2-14	<u>0</u> CFU	<u><1</u> CFU/mL	
<i>Legionella</i> species	<u>0</u> CFU	<u><1</u> CFU/mL	

Total Heterotrophic Aerobic Bacteria

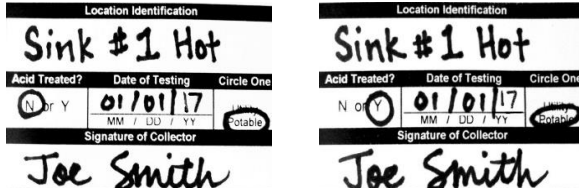


Legionella Count

Confirmed Legionella colonies




TimeZero™ Labels



Notes: TimeZero™ received intact. ND indicates Legionella was not detected. Colonies tested positive for Legionella using the TimeZero™ Method (as shown above).

Analyst Signature Leely Leonidas
 Date 2018/01/12

Standard ISO Water Sample Label



Notes: Colonies tested positive for Legionella using the ISO 11731 Spread Plate Method (as shown above).

Reviewer Signature William J. McCoy
 Date 2018/01/12

Disclaimer: Results from the PVT, or from any other analytical protocol for that matter, do not necessarily provide enough evidence to ensure that hazards from pathogenic microorganisms have been eliminated or controlled nor that risk of harm from such hazards has been reduced. Results from the PVT should only be interpreted within the context of properly designed and implemented water management programs. No guarantee regarding results is expressed or implied. THE PVT AND THE RESULTS IT PRODUCES ARE PROVIDED ON AN "AS IS" BASIS. YOU ASSUME TOTAL RESPONSIBILITY AND RISK FOR YOUR USE OF THE PVT AND PHIGENICS IS NEITHER RESPONSIBLE NOR LIABLE FOR ANY DAMAGES ARISING OUT OF YOUR USE OF THE PVT. This report shall not be reproduced except in full and with the written approval of the laboratory.