

TiLite TWiST Order Form

Effective November 15, 2019 (New Items in Red)

ALUMINUM RIGID, GROWABLE FRAME

Page 1 of 6

DEALER INFORMATION		RTS INFORMATION	
Dealer:	Account #:	RTS:	Phone:
PO:	Ordered By:	Email:	
Email:		SHIP TO INFORMATION	
Mark For:	User Weight:	Name:	Ship Via:
TiLite Sales Rep:		Address:	
TiLite Information:	Promo Code:	City:	State: Zip:
Ship Date:	Order #:	Phone:	Fax:

More options and frame modifications may be available through our Creative Mobility Division! Please contact customer service for details or [click here](#) to view options.

Please Email or Fax to the Permobil Manual Customer Service Team at tilitesales@permobil.com or 866.586.2413 / 509.586.2413

FRAME STYLE

- TWFS2 ☐ **TiLite Twist** (Full Adjustability. Seat Width **A** Grows 2" and Seat Depth **B** Grows 3". 165 Pound Weight Limit.).....\$2,840 E1235
- TWFSW7 ☐ Abduction Frame with 2" Outward Flare (Requires a No Taper Footrest.).....\$165

TRANSIT TIE-DOWN OPTION

- TWTTDO ☐ Transit Tie-Down Option (Tested to WC-19. Consists of four Tie-Down Brackets. **Transit Option is not available with user weight less than 50 lbs.** Please refer to the Twist Transit Tie-Down Option Brochure for important information regarding the Transit Tie-Down Options.).....\$220

FRAME FINISHES

- | | | | |
|-----------------------------|--------|--|--|
| High Gloss Paint | TWFF8 | <input type="checkbox"/> Super Wet Black | TWFF10 <input type="checkbox"/> TiLite Red |
| | TWFF29 | <input type="checkbox"/> Neon Pink | |
| Metallic Paint | TWFF14 | <input type="checkbox"/> Ocean Blue Metallic | TWFF15 <input type="checkbox"/> Tangerine Metallic |
| | TWFF30 | <input type="checkbox"/> Acid Green Metallic | |
| Pearlescent Paint | TWFF17 | <input type="checkbox"/> Midnight Blue Pearl | TWFF18 <input type="checkbox"/> White Pearl |
| Matte Paint | TWFF19 | <input type="checkbox"/> Black Lava | TWFF27 <input type="checkbox"/> Titanium Grey |
| Candy Paint | TWFF22 | <input type="checkbox"/> Ruby Red | TWFF23 <input type="checkbox"/> Azure Blue |
| | TWFF25 | <input type="checkbox"/> Electric Plum | |
| Matte Textured Paint | TWFF40 | <input type="checkbox"/> Hyper Blue | TWFF41 <input type="checkbox"/> Flame Orange |
| | TWFF42 | <input type="checkbox"/> OD Green | STD |

COLOR ANODIZE PACKAGE

(Color Anodize Package includes: Camber Mount, Caster Mount, Caster Fork, Caster Cap and Footrest Clamp. If no anodize color is selected, the default will be black.)

- TWANO1 ☐ Black.....STD
- TWANO5 ☐ Sapphire TWANO3 ☐ Red Pepper TWANO6 ☐ Burnt Orange
- TWANO8 ☐ Ultraviolet TWANO9 ☐ Fuchsia.....\$170

FRAME MEASUREMENTS

SEAT WIDTH **A** Measure from outside of seat tube at back post to the outside of the opposite seat tube at back post. Seat Width grows 2". All upholstery (except cushion) and components (except TiShaft Back Release Bar available at no charge upon request) needed to grow the Twist seat width are included.

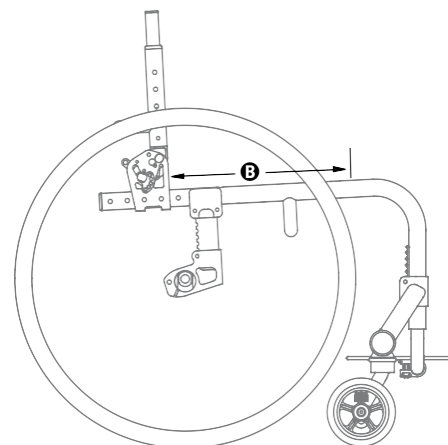
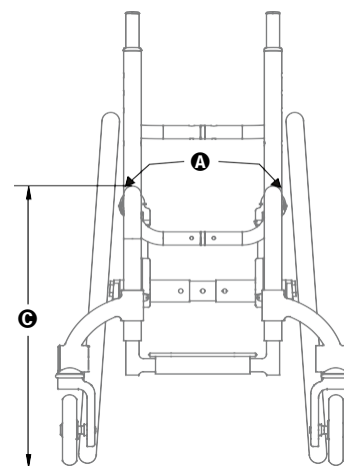
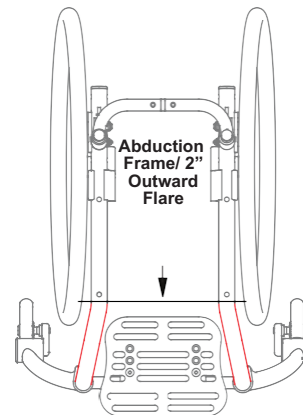
- TWSW5 ☐ 8"-10" ☐ 9"-11" ☐ 10"-12" ☐ 11"-13" ☐ 12"-14" ☐ 13"-15".....STD
- Default will be smallest Seat Width for selected range. Please use "Set at" for Seat Width other than default. Set at____(Use 1" increments)

SEAT DEPTH **B** Measure from front of back post to the front edge of seat sling. Front edge of seat sling will be 1.5" from the beginning of the bend on No Taper and Tapered Frames, and 2" from the beginning of the bend on Abduction Frames. All Upholstery (except cushion) and components needed to grow the Twist seat depth are included. Seat Depth grows 3".

- TWSD4 ☐ 8"-11" (Requires either 18" or 20" Rear Wheels.) ☐ 9"-12" ☐ 10"-13" ☐ 11"-14" ☐ 12"-15" ☐ 13"-16".....STD
- Default will be shortest Seat Depth for selected range. Please use "Set at" for Seat Depth other than default. Set at____(Use 1" increments)

FRONT SEAT HEIGHT **C** Measure from floor to top of seat tube at front edge of seat sling. Twist adjusts up and down in 1/2" increments. (2" Taper available with 12" - 15" or 13" - 16" Seat Depths **B** only. For 2" Taper Footrest width **D** add 1.5" to minimum Front Seat Height.)

- TWFSH1 ☐ 13" ☐ 13.5" ☐ 14" ☐ 14.5" ☐ 15" ☐ 15.5" ☐ 16" ☐ 16.5" ☐ 17" ☐ 17.5" ☐ 18" ☐ 18.5" ☐ 19" ☐ 19.5" ☐ 20".....STD



TiLite TWiST Order Form

Effective November 15, 2019 (New Items in Red)

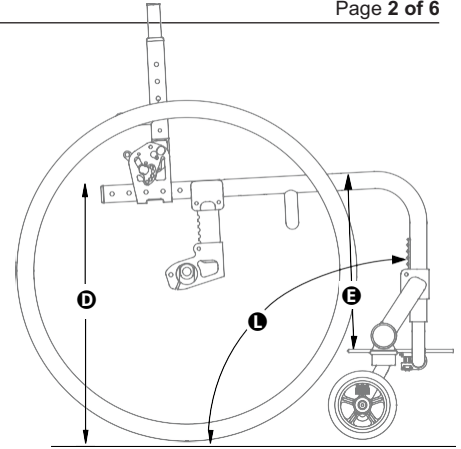
ALUMINUM RIGID, GROWABLE FRAME

Page 2 of 6

FRAME MEASUREMENTS

FRONT SEAT HEIGHT ③ RANGES

Front Wheel Size	Front Seat Heights for 8"-11" Seat Depth ③	Front Seat Heights for 9"-12" Seat Depth ③	Front Seat Heights for 10"-13" Seat Depth ③	Front Seat Heights for 11"-14" Seat Depth ③	Front Seat Heights for 12"-15" Seat Depth ③	Front Seat Heights for 13"-16" Seat Depth ③
3"	13.0" - 14.5"	13.5" - 15.0"	13.0" - 16.0"	14.0" - 17.0"	14.5" - 17.5"	15.5" - 18.5"
3" Glide™	14.5" - 15.5"	15.0" - 16.5"	14.0" - 17.0"	15.0" - 18.0"	16.0" - 19.0"	16.5" - 19.5"
4"	13.5" - 15.0"	14.0" - 15.5"	13.5" - 16.5"	14.0" - 17.5"	15.0" - 18.0"	16.0" - 18.5"
4" Glide™	14.5" - 16.0"	15.5" - 17.0"	14.5" - 17.5"	15.5" - 18.5"	16.0" - 19.0"	17.0" - 20.0"
5"	N/A	N/A	14.0" - 17.0"	14.5" - 17.5"	15.5" - 18.5"	16.5" - 19.5"
5" Glide™	N/A	N/A	N/A	N/A	N/A	N/A



REAR SEAT HEIGHT ① Measure from floor to top of seat tube at Back Post. Twist adjusts up and down in 1/2" increments.

TWRSH1	<input type="checkbox"/> 12"	<input type="checkbox"/> 12.5"	<input type="checkbox"/> 13"	<input type="checkbox"/> 13.5"
	<input type="checkbox"/> 14"	<input type="checkbox"/> 14.5"	<input type="checkbox"/> 15"	<input type="checkbox"/> 15.5"
	<input type="checkbox"/> 16"	<input type="checkbox"/> 16.5"	<input type="checkbox"/> 17"	<input type="checkbox"/> 17.5"
	<input type="checkbox"/> 18"	<input type="checkbox"/> 18.5"	<input type="checkbox"/> 19"	<input type="checkbox"/> 19.5".....STD

REAR SEAT HEIGHT RANGES

Rear Wheel Size	Rear Seat Heights ①
18"	12" - 17"
20"	13" - 17.5"
22"	14" - 18.5"
24"	15" - 19.5"

FRONT ANGLE ② Measure from frame front to floor.

TWFA1	<input type="checkbox"/> 70°	<input type="checkbox"/> 80°	<input type="checkbox"/> 90°.....STD
-------	------------------------------	------------------------------	--------------------------------------

SEAT TO FOOTREST ④/FOOTRESTS Measure from front edge of seat sling to top rear of footrest.

Standard Footrests Measurement must be at least 2" shorter than Front Seat Height ③.

	<input type="checkbox"/> 9"	<input type="checkbox"/> 9.5"	<input type="checkbox"/> 10"	<input type="checkbox"/> 10.5"	<input type="checkbox"/> 11"	<input type="checkbox"/> 11.5"	<input type="checkbox"/> 12"	<input type="checkbox"/> 12.5"	<input type="checkbox"/> 13"	<input type="checkbox"/> 13.5"	<input type="checkbox"/> 14"	<input type="checkbox"/> 14.5"	<input type="checkbox"/> 15"	<input type="checkbox"/> 15.5"	<input type="checkbox"/> 16"	<input type="checkbox"/> 16.5"
TWFTR3	<input type="checkbox"/> Angle Adjustable Footrest.....STD															
TWFTR24	<input type="checkbox"/> Flip-Back Depth & Angle Adjustable Footrest (Not available when both 13" - 15" Seat Width ① and Abduction Frame/2" Outward Flare are ordered.).....\$215 K0040															

High Mount Footrests

	<input type="checkbox"/> 5"	<input type="checkbox"/> 5.5"	<input type="checkbox"/> 6"	<input type="checkbox"/> 6.5"	<input type="checkbox"/> 7"	<input type="checkbox"/> 7.5"	<input type="checkbox"/> 8"	<input type="checkbox"/> 8.5"	<input type="checkbox"/> 9"	<input type="checkbox"/> 9.5"	<input type="checkbox"/> 10"	<input type="checkbox"/> 10.5"	<input type="checkbox"/> 11"	<input type="checkbox"/> 11.5"	<input type="checkbox"/> 12"	<input type="checkbox"/> 12.5"
	<input type="checkbox"/> 13"															
TWFTR4	<input type="checkbox"/> Angle Adjustable High Mount Footrest.....\$100 K0040															
TWFTR27	<input type="checkbox"/> Flip-Back Depth & Angle Adjustable High Mount Footrest (Not available when both 13" - 15" (33-38cm) Seat Width ① and Abduction Frame with 2" Outward Flare are ordered.).....\$310 K0040, K0045															

SEAT TO FOOTREST ⑤ RANGES (2" Taper available with 12" - 15" or 13" - 16" Seat Depths ③ only. Add 1.5" to minimum Seat to Footrest ⑤)

Ranges with 2" Taper.)

Seat Depth ③	3" Front Wheel		4" Front Wheel		5" Front Wheel	
	Standard Footrest	High Mount Footrest	Standard Footrest	High Mount Footrest	Standard Footrest	High Mount Footrest
8" - 11"	9.0" - 12.0"	5.0" - 8.0"	9.0" - 12.0"	5.0" - 8.0"	N/A	N/A
9" - 12"	10.0" - 13.0"	6.0" - 9.0"	10.0" - 13.0"	6.0" - 9.0"	N/A	N/A
10" - 13"	9.0" - 13.5"	5.0" - 9.5"	9.0" - 13.5"	5.0" - 9.5"	9.0" - 14.0"	5.0" - 10.0"
11" - 14"	10.0" - 14.5"	6.0" - 10.5"	10.0" - 14.5"	7.0" - 11.5"	10.0" - 15.0"	6.0" - 11.0"
12" - 15"	11.0" - 15.0"	7.0" - 11.5"	11.0" - 15.0"	8.0" - 12.5"	11.0" - 15.5"	7.0" - 12.0"
13" - 16"	12.0" - 16.0"	8.0" - 12.5"	12.0" - 16.0"	7.5" - 12.0"	12.0" - 16.5"	8.0" - 13.0"

FOOTREST WIDTH ⑥ Select one of the following options: No Taper or 2" Taper. Measure from inside of front frame tube to inside of opposite front frame tube.

TWFSW1	<input type="checkbox"/> No Taper (2" Narrower than Seat Width ①).....STD
TWFSW4	<input type="checkbox"/> 2" Taper (4" Narrower than Seat Width ①. Available with 12" - 15" or 13" - 16" Seat Depths ③ only. Add 1.5" to minimum Seat to Footrest ⑤ Ranges.).....NCO

TiLite TWiST Order Form

Effective November 15, 2019 (New Items in Red)

ALUMINUM RIGID, GROWABLE FRAME

Page 3 of 6

FRAME MEASUREMENTS

FOOTREST WIDTH ❶ (Inside Measurement)

Seat Width ❶ (Outside Measurement)	No Taper (2" Narrower than Seat Width ❶)	2" Taper (4" narrower than Seat Width ❶)
8"	6"	N/A
9"	7"	N/A
10"	8"	N/A
11"	9"	N/A
12"	10"	8"
13"	11"	9"

SEAT BACK TYPE/PUSH HANDLES/SEAT BACK HEIGHT ❷ Measure from top of back post to top of seat tube at rear of frame.

SEAT BACK TYPE

- TWSB1 ☐ Folding Aluminum Adjustable Height with TiShaft Aluminum Back Release Bar..... **STD**
- TWSB11 ☐ Seat Back that Locks when Folded..... **NCO**

PUSH HANDLES

- TWSB6 ☐ Integrated Push Handles..... **NCO**
- TWSB7 ☐ Integrated Fold-Down Push Handles (Requires Tension Adjustable by Straps Back Upholstery.)..... **\$115**
- TWSB8 ☐ Bolt-On Push Handles (Requires 12"-14" or 13"-15" Seat Width ❶ range.)..... **\$200**
- TWSB9 ☐ Bolt-On Height-Adjustable Push Handles (Requires 12"-14" or 13"-15" Seat Width ❶ range.)..... **\$335**
- TWSB20 ☐ Bolt-On Center Mount Height-Adjustable Push Handle
- ☐ Small 9.25" ☐ Standard 14.25" ☐ Tall 19.25"..... **\$185**
- TWSB21 ☐ Stroller Handle..... **\$220**

SEAT BACK HEIGHT ❸ (Short Seat Back Height ❸ not available with Flip Back Tubular Armrests.)

Push Handles (Selected Above)	Short	Medium	Tall	Set at: (Use 1/2" increments)
None/Bolt-On/Stroller	<input type="checkbox"/> 8.5" - 11.5"	<input type="checkbox"/> 12" - 16.5"	<input type="checkbox"/> 16.5" - 20.5"	Set at: _____
Integrated	<input type="checkbox"/> 10.5" - 12.5"	<input type="checkbox"/> 13.5" - 16.5"	<input type="checkbox"/> 17.5" - 20.5"	Set at: _____
Integrated Fold-Down	<input type="checkbox"/> 13" - 15.5"	<input type="checkbox"/> 14.5" - 19"	<input type="checkbox"/> 18.5" - 21"	Set at: _____

AVAILABLE ON ALL BACKS

- TWSB22 ☐ Height Adjustable Backrest Rigidizer Bar..... **\$155**

SEAT BACK ANGLE ❹ Measure angle from front of back post to floor. 90° will be perpendicular to the floor. To approximate the angle from the back post to the seat, subtract 2 degrees from measurement ❹ for every 1/2" of dump.

- TWSBA1 ☐ 80° ☐ 83° ☐ 86° ☐ 89° ☐ 92° ☐ 95° ☐ 98° ☐ 101°..... **NCO**

REAR WHEEL SPACING ❺ Measure from outside of seat back post to inside of rear tire. 3/4" Rear Wheel Spacing not available with 0° or 2° Camber ❻.

Not all rear wheel spacing is available with all accessories.

- TWRWS1 ☐ .75" ☐ 1" ☐ 1.25" ☐ 1.5" ☐ 1.75" ☐ 2"..... **STD**
- TWCBR12 ☐ Adjustable Rear Wheel Spacing Camber Plugs..... **STD**
- TWCBR9 ☐ Additional Spacers to Increase Rear Wheel Spacing..... **NCO**

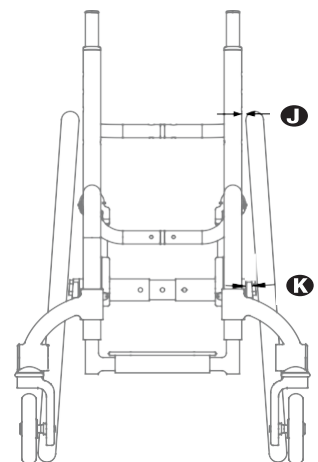
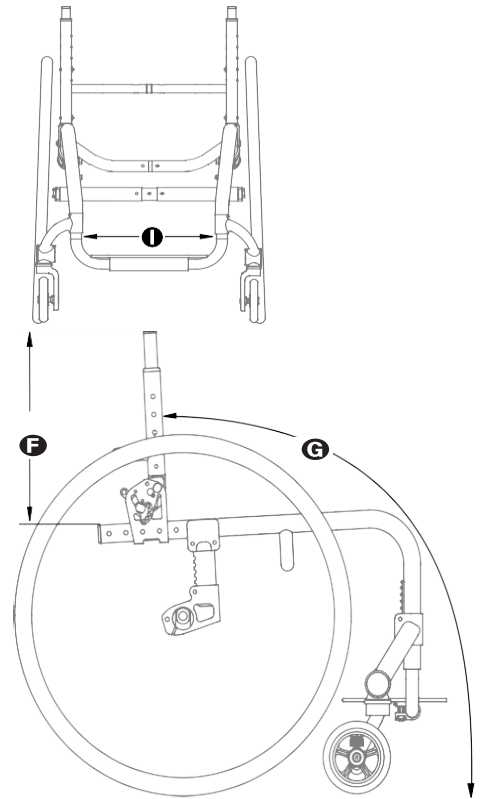
CAMBER ❻/CAMBER TUBES

- TWCBR1 ☐ 0° ☐ 2° ☐ 4° ☐ 6° ☐ 8° ☐ 12°..... **STD**
- TWCBR15 ☐ Aluminum Camber Tube..... **STD**

CUSTOM CONFIGURATION OPTIONS

FRONT WHEELS (See Front Seat Height Ranges Chart on Page 2 for Front Seat Height ❹ limitations.)

- TFWW24 ☐ 3"x1.5" LiteSpeed Billet Aluminum Wheel w/Soft Roll Tire ☐ Silver Hub **OR** ☐ Black Hub..... **\$190**
- TFWW14 ☐ 4"x.75" Plastic Wheel w/Poly Tire (Not available with Slipstream Fork.)..... **NCO**
- TFWW3 ☐ 4"x.75" Light-Up Micro-Caster (Not available with Slipstream Fork.)..... **\$80**
- TFFW26 ☐ 4"x1.5" LiteSpeed Plastic Wheel w/Soft Roll Tire..... **\$90**
- TFWW27 ☐ 4"x1.5" LiteSpeed Billet Aluminum Wheel w/Soft Roll Tire ☐ Silver Hub **OR** ☐ Black Hub..... **\$200**
- TFWW6 ☐ 5"x1" Plastic Wheel w/Poly Tire (Not available with 90° Front Angle ❶, Slipstream Fork.)..... **NCO**
- TFWW28 ☐ 5"x1.5" LiteSpeed Plastic Wheel w/Soft Roll Tire (Not available with 90° Front Angle ❶.)..... **\$95**
- TFWW30 ☐ 5"x1.5" LiteSpeed Billet Aluminum Wheel w/Soft Roll Tire ☐ Silver Hub **OR** ☐ Black Hub (Not available with 90° Front Angle ❶.)..... **\$215**



TiLite TWiST Order Form

Effective November 15, 2019 (New Items in Red)

ALUMINUM RIGID, GROWABLE FRAME

Page 4 of 6

CUSTOM CONFIGURATION OPTIONS

PRECISION LOCK FRONT FORKS

TWFK1	<input type="checkbox"/> TiLite Standard Fork	STD	
TWFK2	<input type="checkbox"/> TiLite Slipstream Single-Sided Fork	\$170	
TWGL1	<input type="checkbox"/> Out-Front Glide™ Suspension Fork (Black anodize only. Requires 14.5" minimum Front Seat Height ②.)	\$485	E1015
	Rider's Weight: <input type="checkbox"/> 125 lbs. <input type="checkbox"/> 125-180 lbs.		
TWTS1	<input type="checkbox"/> Titanium Fork Stem	\$60	

REAR WHEELS (See Rear Seat Height Ranges Chart on Page 2 for Rear Seat Height ② limitations.)

TWRW14	TiLite SHADOW™	STD	
	<input type="checkbox"/> 18"(400)		
	<input type="checkbox"/> 20"(451)		
	<input type="checkbox"/> 22"(501)		
	<input type="checkbox"/> 24"(540)		
TWRW7	Spinerger® SPOX <input type="checkbox"/> Black <input type="checkbox"/> Red <input type="checkbox"/> Blue <input type="checkbox"/> White	\$845	
	<input type="checkbox"/> 22"(501) - Std. Hub		
	<input type="checkbox"/> 24"(540) - Std. Hub		
TWRW8	Spinerger® LX <input type="checkbox"/> Black <input type="checkbox"/> Red <input type="checkbox"/> Blue <input type="checkbox"/> White <input type="checkbox"/> Bright Orange <input type="checkbox"/> Flamingo Pink <input type="checkbox"/> Purple	\$1,060	
	<input type="checkbox"/> 22"(501) - Std. Hub		
	<input type="checkbox"/> 24"(540) - Std. Hub		
TWRW16	Spinerger® Carbon Blade	\$1,480	
	<input type="checkbox"/> 24"(540)		
TWRW17	X-Core Mag (Not available with Short Tabs, Quad Release Axles, Spoke Guards or Omit Handrims Option. Requires Aluminum Sliver Anodized Handrims)	\$55	
	<input type="checkbox"/> 20"(451)		
	<input type="checkbox"/> 22"(501)		
	<input type="checkbox"/> 24"(540)		

AXLES

TWAXL1	<input type="checkbox"/> Stainless Quick Release	STD	
TWAXL2	<input type="checkbox"/> Titanium Quick Release	\$255	
TWAXL3	<input type="checkbox"/> Quad Release (Not available with Mag Rear Wheels.)	\$155	

PNEUMATIC REAR TIRES

TWRTR1	<input type="checkbox"/> Treaded	STD	
TWRTR2	<input type="checkbox"/> Airless Inserts (Not available with 18" Rear Wheels)	\$90	E2213
TWRTR4	<input type="checkbox"/> Primo Slick (Not available with 18" Rear Wheels)	NCO	
TWRTR30	<input type="checkbox"/> 24"(540) Primo Sentinel	\$125	
TWRTR8	<input type="checkbox"/> 24"(540) Schwalbe® Marathon Plus Evolution	\$140	
TWRTR9	<input type="checkbox"/> 24"(540) Schwalbe® Slick Tires	\$145	
TWRTR24	<input type="checkbox"/> 24"(540) Kenda® Kobra Knobby Tires	\$85	

SOLID REAR TIRES

TWRTR22	<input type="checkbox"/> 18"(400), 20"(451), 22"(501) and 24"(540) Primo Express (Not available with Spinerger Carbon Blade Rear Wheels.)	\$110	
TWRTR23	<input type="checkbox"/> 24"(540) Primo Active	\$135	

HANDRIMS

Handrims by OUT-FRONT®

TWRIM1	<input type="checkbox"/> Aluminum – Silver Anodized	STD	
TWRIM21	<input type="checkbox"/> Aluminum – Black Anodized (Not available with 18" (400), or 20" (451) Rear Wheels.)	NCO	
TWRIM12	<input type="checkbox"/> Titanium – Satin Finish (Not available with 18" (400) 20"(451) or 22"(501) Rear Wheels, or 24"(540) Knobby tires.)	\$470	
The Natural-Fit® (Original, Larger Profile) (Not available with 18"(400) or 20"(451) Rear Wheels.)			
TWRIM14	<input type="checkbox"/> Standard Grip (Not available with Short Tabs or Spinerger Carbon Blade Rear Wheels.)	\$395	
TWRIM15	<input type="checkbox"/> Super Grip (Not available with Short Tabs or Spinerger Carbon Blade Rear Wheels.)	\$430	
TWRIM 16	<input type="checkbox"/> Without Thumb Grip	\$360	
The Natural-Fit® LT (Reduced Weight, Smaller Profile) (Not available with 18"(400) or 20"(451) Rear Wheels.)			
TWRIM17	<input type="checkbox"/> Standard Grip (Not available with Short Tabs or Spinerger Carbon Blade Rear Wheels.)	\$415	
TWRIM18	<input type="checkbox"/> Super Grip (Not available with Short Tabs or Spinerger Carbon Blade Rear Wheels.)	\$475	
TWRIM19	<input type="checkbox"/> Without Thumb Grip	\$390	
TWRIM10	<input type="checkbox"/> The Surge (All-In-One Oval with Gription™ Strip, Larger Profile) (Not available with 18"(400) or 20"(451) Rear Wheels.)	\$400	
TWRIM11	<input type="checkbox"/> The Surge LT (All-In-One Oval with Gription™ Strip, Smaller Profile) (Not available with 18"(400) or 20"(451) Rear Wheels.)	\$430	
TWRIM20	<input type="checkbox"/> Q-Grip (Exclusive High-Friction, Anti-Slip Coating) (Not available with 18"(400), 20"(451) Rear Wheels.)	\$330	

Additional Handrim Options

TWRIM5	<input type="checkbox"/> Plastic Coated – Black (Not available with 18" (400) Rear Wheels.)	\$160	
TWRIM6	<input type="checkbox"/> Projections- 8 Vertical Projections (Not available with 18"(400), 20" (451), 22"(501) Carbon Blade Rear Wheels.)	\$370	
TWRIM22	<input type="checkbox"/> Omit Handrims	NCO	

Tab Length

TWRIM7	<input type="checkbox"/> Long Tabs	STD	
TWRIM8	<input type="checkbox"/> Short Tabs (Not available with Mag Rear Wheels or The Natural-Fit® Handrims with Thumb Grip.)	\$25	

TiLite TWiST Order Form

Effective November 15, 2019 (New Items in Red)

ALUMINUM RIGID, GROWABLE FRAME

Page 5 of 6

CUSTOM CONFIGURATION OPTIONS

WHEEL LOCKS

Wheel Locks by OUT-FRONT®

TWWLK7	<input type="checkbox"/> Compact Composite Push to Lock (Available with .75" to 1.5" Rear Wheel Spacing ① only.)	NCO	
TWWLK8	<input type="checkbox"/> Compact Composite Pull to Lock (Available with .75" to 1.5" Rear Wheel Spacing ① only.)	NCO	
TWWLK10	<input type="checkbox"/> Extension Handles for Composite Push/Pull to Lock	\$85	E0961
TWWLK9	<input type="checkbox"/> Composite Scissor Lock	\$145	

Additional Wheel Locks

TWWLK3	Uni-Lock Set At: <input type="checkbox"/> Push OR <input type="checkbox"/> Pull	\$165	
TWWLK4	<input type="checkbox"/> Extension Handles for Uni-Lock	\$85	E0961

BACK UPHOLSTERY

TWBUP2	<input type="checkbox"/> Velcro Adjustable (Not available with Fold-Down Push Handles.)	STD	
	Tension Adjustable by Straps (Required with Fold-Down Push Handles.)		
TWBUP3	<input type="checkbox"/> Padded Nylon	\$340	E2611
TWBUP5	<input type="checkbox"/> AIR Breathable Upholstery (Not available with Ultrasuede or NiteLite Backrest Stripe.)	\$340	E2611
TWUPC3	Ultrasuede Backrest Stripe <input type="checkbox"/> Black <input type="checkbox"/> Sapphire <input type="checkbox"/> Red Pepper <input type="checkbox"/> Burnt Orange <input type="checkbox"/> Ultraviolet <input type="checkbox"/> NiteLite Reflective		
	(Not available with AIR Breathable Back Upholstery.)	\$105	
TWBUP0	<input type="checkbox"/> Omit Back Upholstery	NCO	

SEAT UPHOLSTERY

TWSUP1	<input type="checkbox"/> Tension Adjustable Bolt On (Black only.)	STD	
TWSUP0	<input type="checkbox"/> Omit Seat Upholstery	NCO	

SEAT CUSHION (Want more seating options? Click here to view the new TiLite Seating Order Form.)

TWCSH2	<input type="checkbox"/> Comfort Curve Cushion (Stretch-Air cover)	\$120	E2601
TWCSH23	<input type="checkbox"/> Comfort Acta-Embrace™ Comfort-Tek Zero Elevation Cushion (Comfort-Tek cover)	\$360	E2607
TWCSH11	<input type="checkbox"/> ROHO Single Compartment Low Profile Cushion	\$525	E2624

SIDE GUARDS

Aluminum

TWSDG2	<input type="checkbox"/> Rigid Removable <input type="checkbox"/> Xtra Small OR <input type="checkbox"/> Small OR <input type="checkbox"/> Std	\$200	
TWSDG3	<input type="checkbox"/> Quad Removable w/Hole <input type="checkbox"/> Small OR <input type="checkbox"/> Std	\$215	

Carbon Fiber

TWSDG7	<input type="checkbox"/> Rigid Removable <input type="checkbox"/> Small OR <input type="checkbox"/> Std	\$310	
TWSDG8	<input type="checkbox"/> Quad Removable w/Hole <input type="checkbox"/> Small OR <input type="checkbox"/> Std	\$320	

TWSDG12	<input type="checkbox"/> NEW Fendered Removable	\$455	
---------	---	-------	--

Available on Aluminum and Carbon Fiber Non-Fendered Side Guards

TWSDG13	<input type="checkbox"/> Side Guards Custom Cut to Profile of Rear Wheels	\$315	
---------	---	-------	--

ARMRESTS (Desk Arms come with built-in Side Guards.)

TWARM1	<input type="checkbox"/> Swing Away Tubular	\$225	E0973
TWARM4	<input type="checkbox"/> Flip Back Tubular (Not available with Short Seat Back Height or Velcro Adjustable Back Upholstery ②.)	\$315	E0973
TWARM2	<input type="checkbox"/> Removable Height Adjustable Pediatric Desk Arm with Rigid Side Guard (Requires 10" minimum Seat Depth ③.)	\$335	E0973
	<input type="checkbox"/> Standard Length Pad (10")		

Available Armrest Option

TWARM5	<input type="checkbox"/> Covered in Black Ultrasuede (Not available with Desk Arms)	\$110	
--------	---	-------	--

UPPER BODY POSITIONING

TWUBP1	<input type="checkbox"/> Bodypoint® PivotFit™ Dynamic shoulder harness with cam buckle mounts, rear-pull	\$210	E0960
	<input type="checkbox"/> Extra Small <input type="checkbox"/> Small		

SEAT BELTS

TWBLT1	<input type="checkbox"/> Velcro Adjustable, Black Nylon Webbing	\$55	E0978
TWBLT8	<input type="checkbox"/> Q'Straint® WC-19 Wheelchair-Anchored Pelvic Belt (Recommended for use with Transit Tie Down.)	\$200	E0978
TWBLT2	<input type="checkbox"/> Bodypoint® 2" Push-Button Buckle (Auto-Style.)	\$95	E0978
TWBLT4	<input type="checkbox"/> Bodypoint® 1" Wide Push-Button Buckle Padded (Auto-Style.)	\$180	E0978
TWBLT5	<input type="checkbox"/> Bodypoint® 1.5" Wide Push-Button Buckle Padded (Auto-Style.)	\$170	E0978
TWBLT10	<input type="checkbox"/> Bodypoint® Optional Band Clamp Mounting Hardware	\$20	K0108

CALF STRAP

TWCLF2	Velcro Adjustable	\$40	K0038
	<input type="checkbox"/> Small (Recommended for 9"- 12" Footrest Widths.)		
	<input type="checkbox"/> Medium (Recommended for 11"- 15" Footrest Widths.)		
TWCLF3	Bodypoint® Padded Velcro Adjustable	\$100	K0038
	<input type="checkbox"/> Medium (Recommended for 12"- 15" Footrest Widths)		
TWCLF1	<input type="checkbox"/> Buckle Adjustable, Black Nylon Webbing	\$30	K0038
TWCLF15	Bodypoint® Ankle Huggers		
	<input type="checkbox"/> Xtra Small		
	<input type="checkbox"/> Small	\$225	E0978

TiLite TWiST Order Form

Effective November 15, 2019 (New Items in Red)

ALUMINUM RIGID, GROWABLE FRAME

Page 6 of 6

CUSTOM CONFIGURATION OPTIONS

RESIDUAL LIMB SUPPORT

TWRSL1	<input type="checkbox"/> Residual Limb Support <input type="checkbox"/> Left OR <input type="checkbox"/> Right (8" width x 10" length)	\$395	E1020
TWRSL2	<input type="checkbox"/> Residual Limb Support Pair (8" width x 10" length)	\$790	E1020

BACKPACK

TWBCK3	<input type="checkbox"/> Permobil Medical Necessities Backpack	\$95	
--------	--	------	--

SEAT POUCH

TWPCH3	<input type="checkbox"/> Permobil Medical Necessities Seat Pouch	\$60	
--------	--	------	--

SPOKE GUARDS

TWGRD1	<input type="checkbox"/> Clear with TiMotion Logo (Not available with Mag Rear Wheels or 18" Rear Wheels.)	\$135	K0065
--------	--	-------	-------

ANTI-TIPS

TWTIP1	<input type="checkbox"/> Rear Aluminum - Black (Seat Widths A of 8" to 10", 9" to 11" or 10" to 12" will ship with the Center Mount Single Non-Swivel Caster (TWTIP6) at no additional cost when Black Aluminum (TWTIP1) is selected.)	\$160	E0971
TWTIP2	<input type="checkbox"/> User Friendly Flip-up (Requires 12" to 14" or 13" to 15" Seat Widths A range.)	\$335	E0971
TWTIP5	<input type="checkbox"/> Center Mount Swivel Caster Anti-Tip	\$255	E0971
TWTIP6	<input type="checkbox"/> Center Mount Non-Swivel Caster Anti-Tip	\$230	E0971

ACCESSORIES

TWUEST1	Upper Extremity Support Tray <input type="checkbox"/> 12" to 14" OR <input type="checkbox"/> 13" to 15" Seat Widths A (Requires Armrests.)	\$290	E0950
TWMPCT2	Neoprene Impact Guards with Ultrasuede Stripe <input type="checkbox"/> Black	\$105	
TWCH1	<input type="checkbox"/> Crutch Holder	\$225	E2207

GENERAL

More options and frame modifications may be available through our Creative Mobility Division! Please contact customer service for details or [click here](#) to view options.

Permobil manufactures TiLite manual wheelchairs in a wide variety of configurations to meet the varied needs of wheelchair users. The final selection of a particular model, its options and accessories, and its measurements rests solely with the wheelchair user and advising healthcare professional. These wheelchairs must be fitted by a qualified healthcare professional. HCPCS Codes are for reference purposes only. Actual coding and coverage varies by payer. Proper HCPCS coding is not a guarantee of payment. Please verify the appropriate payer's coverage policy.

Get the latest order forms at permobilus.com. Prices, standard features, options and accessories are subject to change without notice. All rights reserved. Trademarks are identified by symbols™ and ®. TiLite, TiFit, the TiLite logo, Ti, the Ti logo, and TiShaft are registered trademarks of TiSport, LLC and are licensed to Permobil. Permobil® is a registered trademark of Permobil. Adobe®, Acrobat®, Acrobat Professional® and Reader® are registered trademarks of Adobe Systems Inc. Bodypoint® is a registered trademark of Bodypoint Inc. Kenda® is a registered trademark of Kenda Rubber Industrial Co. Ltd. ROHO®, AGILITY®, Low Profile® and Quadro Select® are registered trademarks of ROHO Inc. Schwalbe® is a registered trademark of Ralf Bohle GmbH. The Natural-Fit® and Out-Front® are registered trademarks of Three Rivers Holdings, LLC. The ACTA-BACK®, ACTA-EMBRACE™, COMFORT-TEK™, COMPASS®, CURVE®, ELEMENTS®, and STRETCH AIR™ are registered trademarks of THE COMFORT COMPANY® and are licensed to Permobil. Q'Straint® is a registered trademark of Q'Straint Inc.

NOTES

QUOTE THIS CHAIR

If you are using Adobe Acrobat, this order form may be converted into a quote request or into an order by clicking one of the buttons (this feature is available exclusively to Permobil dealers and distributors). A Quote or an Order Confirmation will be sent to you within 24 hours.

ORDER THIS CHAIR