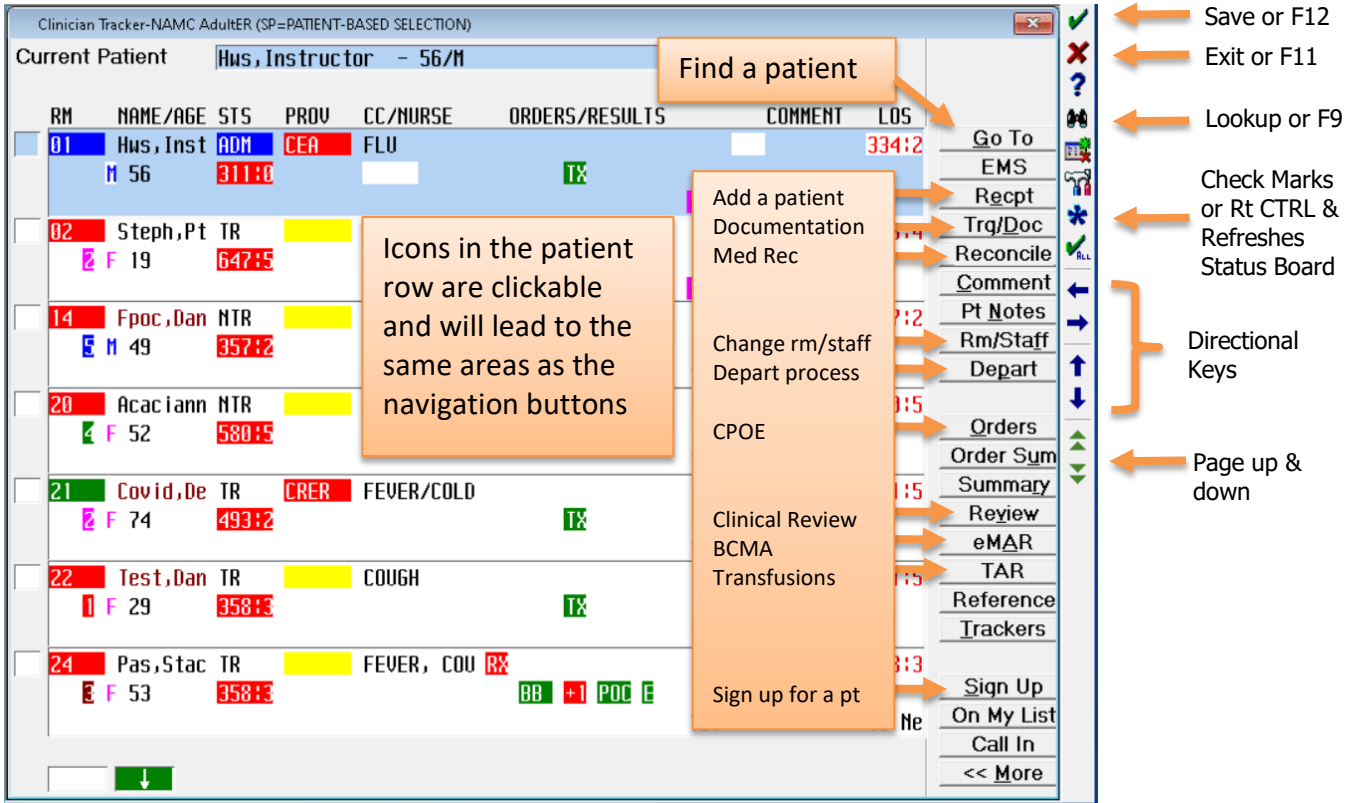


Emergency Department Meditech Helpful Hints
 EHR Assistance: [954-880-6600](tel:954-880-6600)

Tracker (*navigation buttons may be in different order from the below)



Find a patient

Icons in the patient row are clickable and will lead to the same areas as the navigation buttons

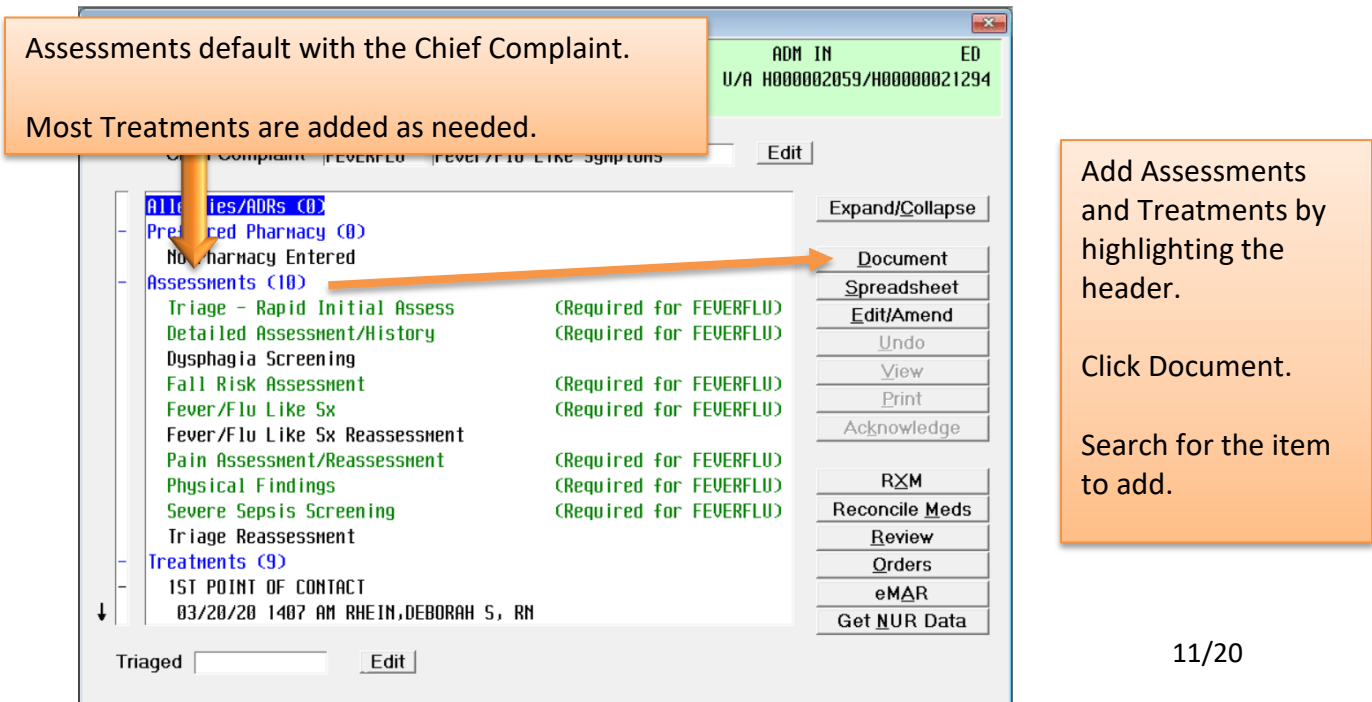
Add a patient
 Documentation
 Med Rec
 Change rm/staff
 Depart process
 CPOE
 Clinical Review
 BCMA
 Transfusions
 Sign up for a pt

Go To
 EMS
 Recpt
 Trq/Doc
 Reconcile
 Comment
 Pt Notes
 Rm/Staff
 Depart
 Orders
 Order Sum
 Summary
 Review
 eMAR
 TAR
 Reference
 Trackers
 Sign Up
 On My List
 Call In
 << More

Save or F12
 Exit or F11
 Lookup or F9
 Check Marks or Rt CTRL & Refreshes Status Board
 Directional Keys
 Page up & down

Name/Mnemonic Searches: N\ + First 3 letters of the Last Name (Dr. Smith = N\SMI)
 T= Today, N= Now, T-1 – Yesterday, T+1= Tomorrow

Triage/Document

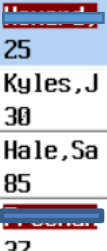
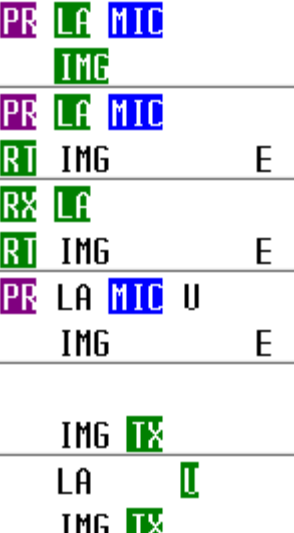













Assessments default with the Chief Complaint.
 Most Treatments are added as needed.

Add Assessments and Treatments by highlighting the header.
 Click Document.
 Search for the item to add.

ADM IN ED
 U/A H000002059/H0000021294
 Edit
 Expand/Collapse
 Document
 Spreadsheet
 Edit/Amend
 Undo
 View
 Print
 Acknowledge
 RXM
 Reconcile Meds
 Review
 Orders
 eMAR
 Get NUR Data

Allergies/ADRs (0)
 Prescribed Pharmacy (0)
 No pharmacy entered
 Assessments (10)
 Triage - Rapid Initial Assess (Required for FEVERFLU)
 Detailed Assessment/History (Required for FEVERFLU)
 Dysphagia Screening
 Fall Risk Assessment (Required for FEVERFLU)
 Fever/Flu Like Sx (Required for FEVERFLU)
 Fever/Flu Like Sx Reassessment
 Pain Assessment/Reassessment (Required for FEVERFLU)
 Physical Findings (Required for FEVERFLU)
 Severe Sepsis Screening (Required for FEVERFLU)
 Triage Reassessment
 Treatments (9)
 1ST POINT OF CONTACT
 03/20/20 1407 AM RHEIN,DEBORAH S, RN
 Triaged [] Edit

Visual Cue	Description	Indication/Trigger Event
 <p>25 Kyles, J 30 Hale, Sa 85 37</p>	<p>Patient name back-lit in MAROON</p>	<p>Similar name alert</p>
<p>ORDERS/RESULTS</p>  <p>PR LA MIC IMG PR LA MIC RT IMG E RX LA RT IMG E PR LA MIC U IMG E IMG TX LA U IMG TX</p>	<p>Orders/Processes Code legend L/LA = Lab U/UA = Urines M/MIC = Micro (not shown) B/BB = Blood bank (not shown) RA = Radiology IMG = Imaging (xray, CT, US, MRI, NM, etc) PO = Point of Care</p>	<p>Color Legend: GREEN = attention needed/due BLUE = Received (LAB/UA/MIC) or Taken (IMG only) BLACK = Resulted/complete</p>
 <p>RA LA IMG RX LA TX RA LA IMG RX LA IMG TX</p>	<p>RX = Medication orders RA = Reassessment PR = PRN medication CNC = Cancelled meds</p>	<p>GREEN = Med admin/reassessment due RED = Med admin/reassessment Overdue PURPLE = PRN medication orders only GRAY = Cancelled medication orders</p>
<p>PROCESSES</p>  <p>DOC TX IU</p>	<p>DOC = Nursing Assessments TX = Nursing Orders/Treatments</p> <ul style="list-style-type: none"> • EKG • IV – IV Start/Reassess • MON – Cardiac monitor • PO – Point of Care • O2 - Oxygen • CTC – Contrast admin • C - Consult 	<p>GREEN = Needs attention/to be documented. If expressed as a number, this represents the minutes until due RED = Overdue documentation. If expressed as a number this represents the minutes overdue GRAY = Cancelled nursing order BLACK = Documented/completed</p>

Visual Cue	Description	Indication/Trigger Event
	ADM = Admission order, may also be a single letter A	Physician entered admission order
	Stated complaint back-lit in BLUE	Altered Mental Status/Neuro Chief Complaint chosen by nursing
	Sepsis indicator back-lit in RED	Patient screened positive for sepsis
	Suicide Risk Screening	Patient screened as at risk of suicide
	Repeat visit indicator, just below ADM order indicator	Patient has been seen in the facility within the period defined for screening (usually 30 days)
	Room number / name	BLANK = Patient is not in an ER room/bed BLACK Text = Patient is fully registered BLUE Text = Patient is inpatient/observation PURPLE Text = Psych patient DK GREEN Text = Patient is discharged from the ER RED Back-lit = Patient is Pre-Registered GRAY Back-lit = Patient has Medicare insurance
	Patient priority / ESI level (1-5)	1 - RED 2 - MAGENTA 3 - YELLOW 4 - DK GREEN 5 - BLUE
	Time until due / time overdue	0-2+ Green Text = Time until TX is due 0-2+ Red Text = Time TX is overdue
	Provider Documented Disposition Date/Time in PDoc	DS A = Admission DS D = Discharge Home DS T = Transfer