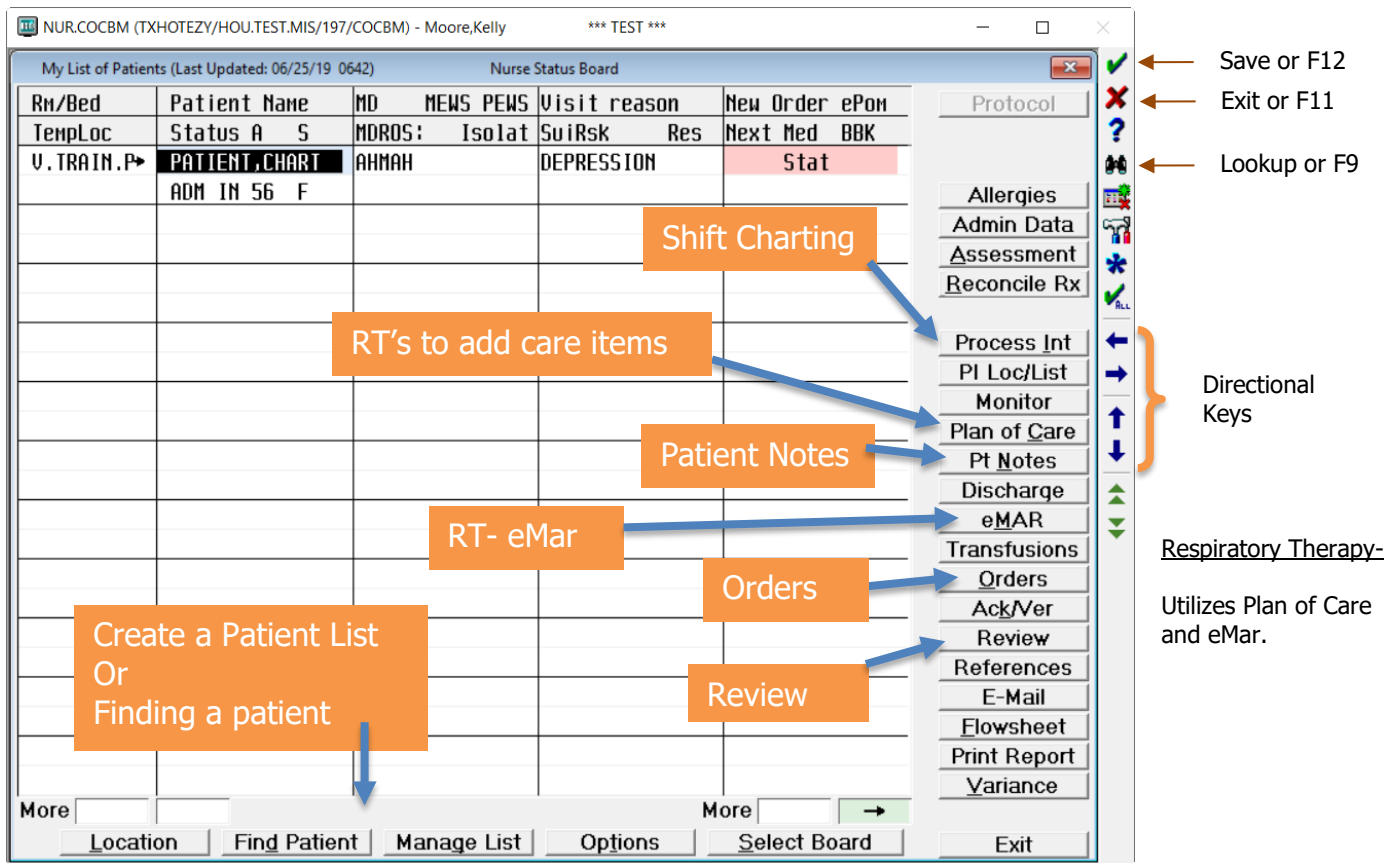


Therapist Meditech Helpful Hints
EHR Assistance: [954-880-6600](tel:954-880-6600)

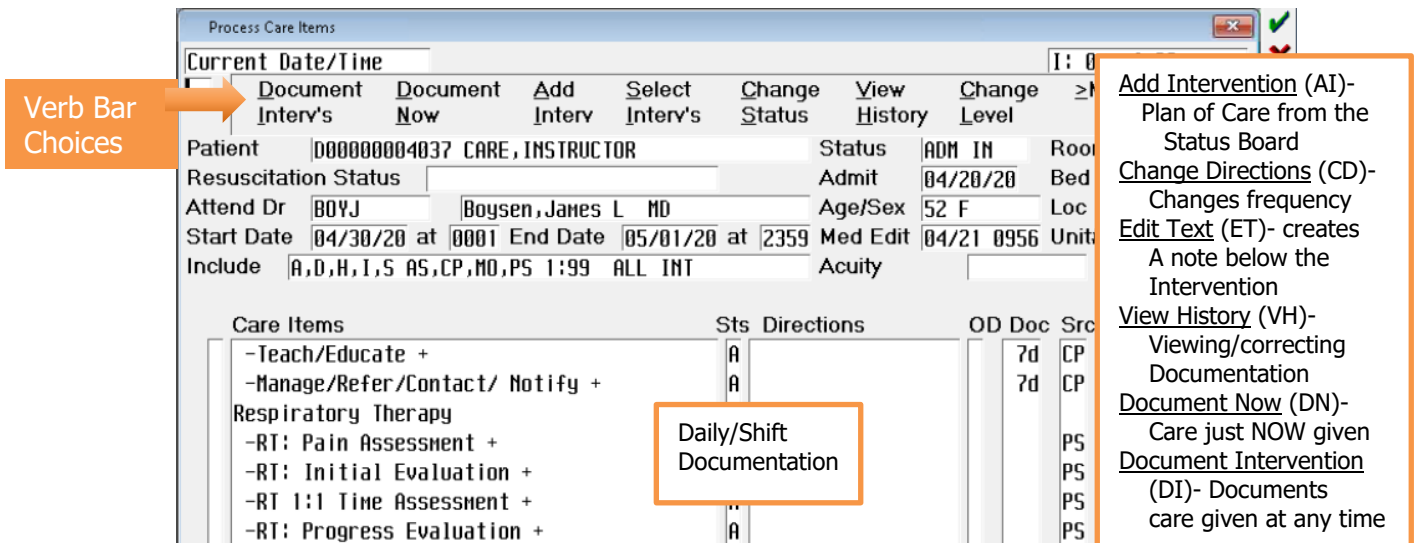
Status Board



The screenshot shows the 'Nurse Status Board' window. The main table lists patients with columns for RN/Bed, Patient Name, MD, NEWS PEWS, Visit reason, New Order ePon, and Protocol. A patient named 'PATIENT, CHART' is highlighted. The right-hand side contains a vertical menu with options like Allergies, Admin Data, Assessment, Reconcile Rx, Process Int, PI Loc/List, Monitor, Plan of Care, Pt Notes, Discharge, eMAR, Transfusions, Orders, Ack/Ver, Review, References, E-Mail, Flowsheet, Print Report, and Variance. Below the menu are directional keys (left, right, up, down arrows) and a 'Respiratory Therapy-' section. Callouts point to various features: 'Shift Charting' points to the 'Process Int' menu item; 'RT's to add care items' points to the 'Monitor' menu item; 'Patient Notes' points to the 'Pt Notes' menu item; 'RT- eMar' points to the 'eMAR' menu item; 'Orders' points to the 'Orders' menu item; 'Review' points to the 'Review' menu item; 'Create a Patient List Or Finding a patient' points to the 'Find Patient' button at the bottom. On the right, keyboard shortcuts are listed: 'Save or F12' (green checkmark icon), 'Exit or F11' (red X icon), 'Lookup or F9' (magnifying glass icon), 'Directional Keys' (blue arrows), and 'Respiratory Therapy- Utilizes Plan of Care and eMar.' (green checkmark icon).

Name/Mnemonic Searches: N\ + First 3 letters of the Last Name (Dr. Smith = N\SMI)
T= Today, N= Now, T-1 – Yesterday, T+1= Tomorrow

Process Interventions- Interventions will start with your area of care RT.



The screenshot shows the 'Process Care Items' window. The top section contains a 'Verb Bar' with options: Document, Add, Select, Change, View, Change. Below this is a patient information section with fields for Patient, Resuscitation Status, Attend Dr, Start Date, End Date, and Include. The bottom section is a table of 'Care Items' with columns for Sts, Directions, OD, Doc, and Src. Callouts include: 'Verb Bar Choices' pointing to the top menu; 'Add Intervention (AI)- Plan of Care from the Status Board' pointing to the 'Add' verb bar option; 'Change Directions (CD)- Changes frequency' pointing to the 'Change' verb bar option; 'Edit Text (ET)- creates a note below the Intervention' pointing to the 'Edit' verb bar option; 'View History (VH)- Viewing/correcting Documentation' pointing to the 'View' verb bar option; 'Document Now (DN)- Care just NOW given' pointing to the 'Document' verb bar option; 'Document Intervention (DI)- Documents care given at any time' pointing to the 'Document' verb bar option; and 'Daily/Shift Documentation' pointing to the 'RT: Initial Evaluation +' care item.

Respiratory Therapist Plan of Care

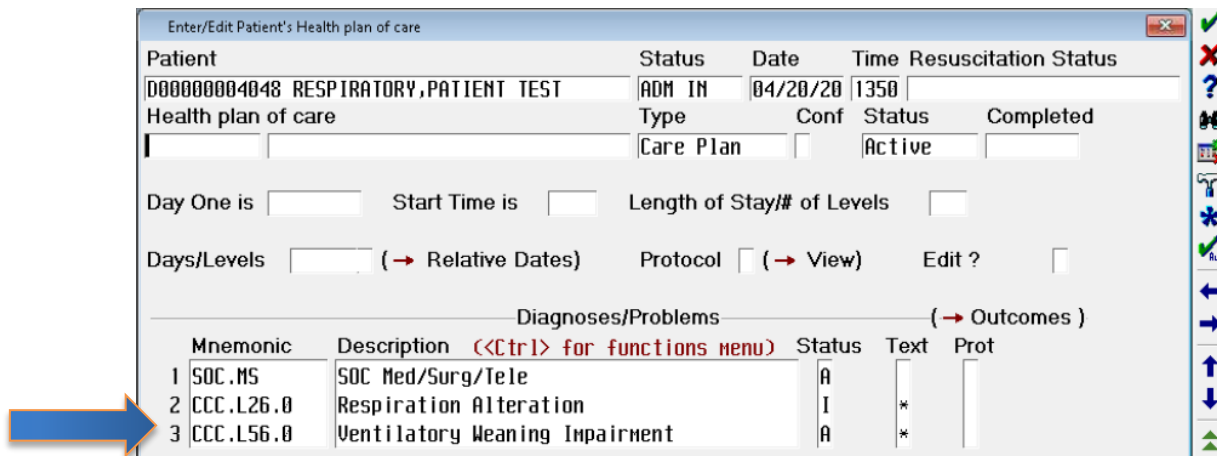
Plan of Care (accessed from the Status Board) is the method for adding, reviewing, and editing.

Diagnoses/Problems screen

Mnemonic type: **CCC.L25.0 and/or CCC.L56.0**

Click: Binocular Lookup Icon

Select: Respiratory Alteration and/or Ventilatory Weaning Impairment



Enter/Edit Patient's Health plan of care

Patient	Status	Date	Time	Resuscitation Status
D00000004048 RESPIRATORY,PATIENT TEST	ADM IN	04/20/20	1350	

Health plan of care	Type	Conf	Status	Completed
	Care Plan		Active	

Day One is Start Time is Length of Stay/# of Levels

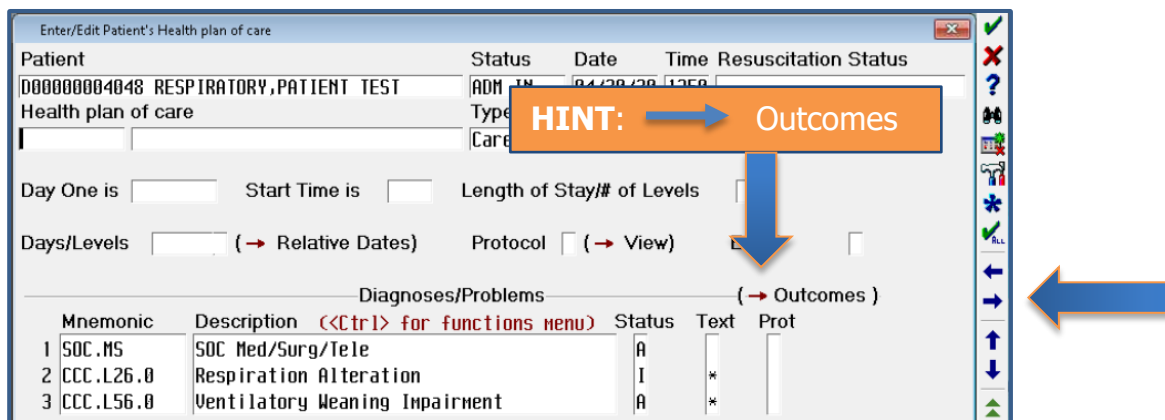
Days/Levels (→ Relative Dates) Protocol (→ View) Edit ?

Diagnoses/Problems (→ Outcomes)

Mnemonic	Description (<<Ctrl> for functions menu)	Status	Text	Prot
1 SOC.MS	SOC Med/Surg/Tele	A		
2 CCC.L26.0	Respiration Alteration	I	*	
3 CCC.L56.0	Ventilatory Weaning Impairment	A	*	

Outcomes access

Description Status: Click Right Arrow icon



Enter/Edit Patient's Health plan of care

Patient	Status	Date	Time	Resuscitation Status
D00000004048 RESPIRATORY,PATIENT TEST	ADM IN	04/20/20	1350	

Health plan of care	Type	Conf	Status	Completed
	Care Plan		Active	

Day One is Start Time is Length of Stay/# of Levels

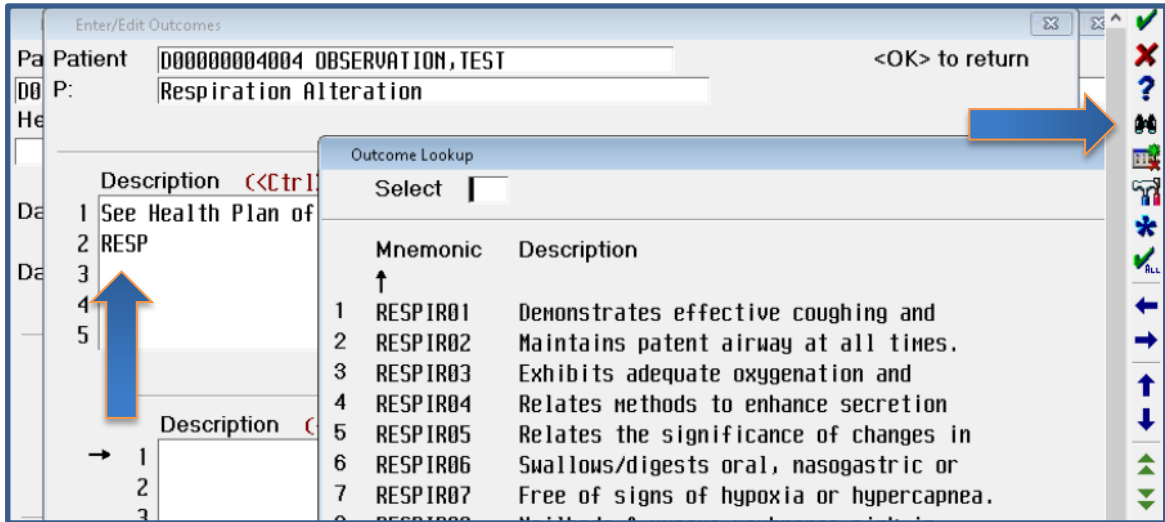
Days/Levels (→ Relative Dates) Protocol (→ View) Edit ?

Diagnoses/Problems (→ Outcomes)

Mnemonic	Description (<<Ctrl> for functions menu)	Status	Text	Prot
1 SOC.MS	SOC Med/Surg/Tele	A		
2 CCC.L26.0	Respiration Alteration	I	*	
3 CCC.L56.0	Ventilatory Weaning Impairment	A	*	

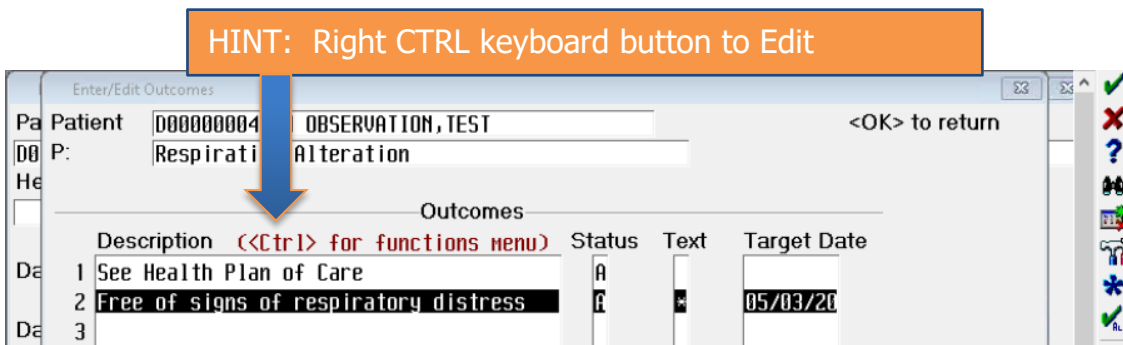
Outcomes Added

Description type: RESP
 Click: Binocular Lookup Icon
 Select: A Description



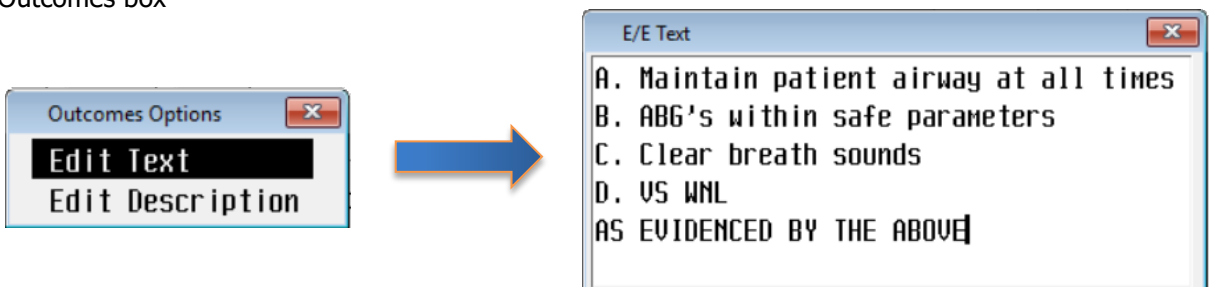
Outcome Items and Edit

Press: Right CTRL keyboard button to edit outcomes
 Enter Target Date: T+ # of days (Today + 3)



Outcome Edit

Click: Edit Text
 Edit the statements as needed
 Close: Outcomes box



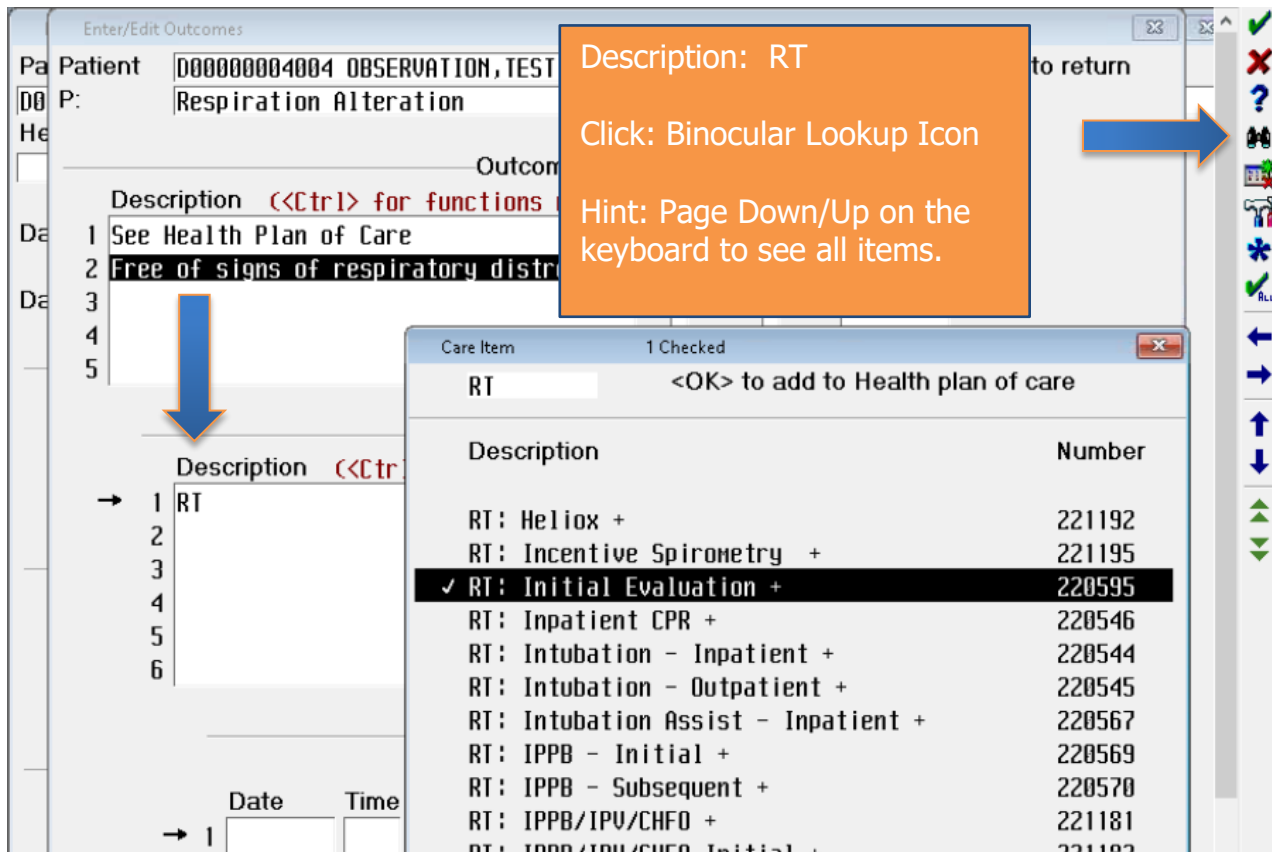
Outcomes Description:

Type: RT

Click: Binocular Lookup Icon

Highlight and Checkmark Care Items (checks a placed by clicking a highlighted item)

Click: File/Save Icon



Enter/Edit Outcomes

Patient: 00000004004 OBSERVATION, TEST
 P: Respiration Alteration

Description: RT

Click: Binocular Lookup Icon

Hint: Page Down/Up on the keyboard to see all items.

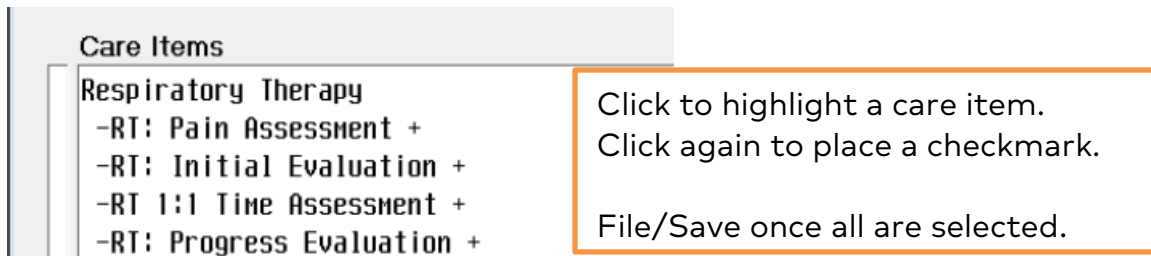
1 See Health Plan of Care
 2 Free of signs of respiratory distri
 3
 4
 5

1 RT
 2
 3
 4
 5
 6

Date Time

1

Description	Number
RT: Heliox +	221192
RT: Incentive Spirometry +	221195
✓ RT: Initial Evaluation +	220595
RT: Inpatient CPR +	220546
RT: Intubation - Inpatient +	220544
RT: Intubation - Outpatient +	220545
RT: Intubation Assist - Inpatient +	220567
RT: IPPB - Initial +	220569
RT: IPPB - Subsequent +	220570
RT: IPPB/IPU/CHFD +	221181
RT: IPPB/IPU/CHFD Initial +	221182



Care Items

Respiratory Therapy

- RT: Pain Assessment +
- RT: Initial Evaluation +
- RT 1:1 Time Assessment +
- RT: Progress Evaluation +

Click to highlight a care item.
 Click again to place a checkmark.

File/Save once all are selected.