

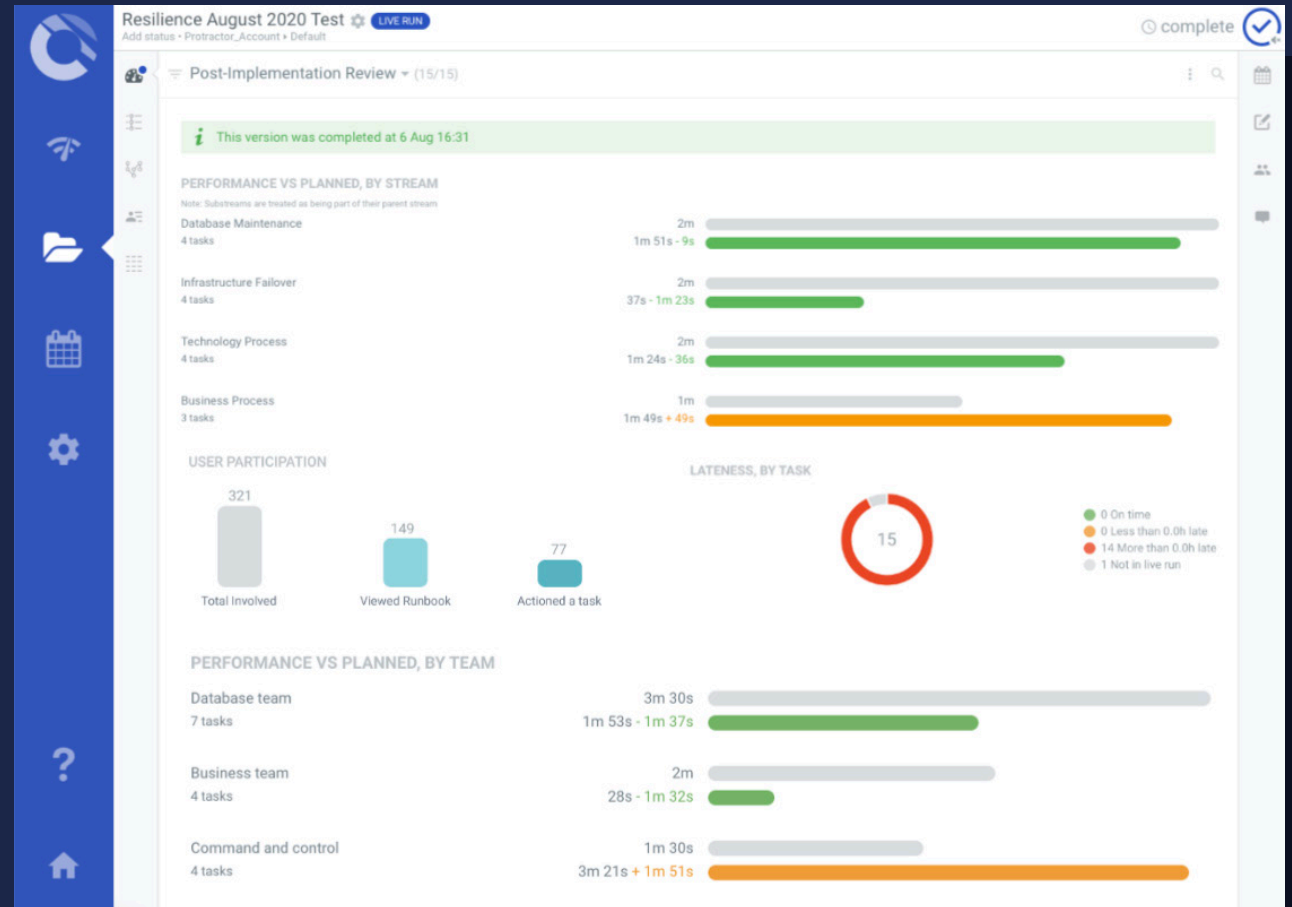


cutover

# Cutover's Post-Implementation Review (PIR) Dashboard

Without the ability to track the performance of programs in sufficient detail, **it is impossible for organizations to achieve continuous improvement** - especially for ongoing programs like technology delivery and release or resiliency initiatives.

**Cutover's post-implementation review (PIR) dashboard** uses advanced analytics to aggregate all relevant data from a runbook in order to provide teams with actionable insights. The PIR dashboard provides you with a clear picture of how your runbook performed in order for teams to evaluate whether objectives were met, how effectively a program was executed and actions required to improve the next program or initiative.



**You can access the PIR dashboard after a runbook has completed, and it can be viewed by runbook administrators or shared with the wider team for full transparency.**

**After a runbook finishes, Cutover's PIR dashboard provides:**

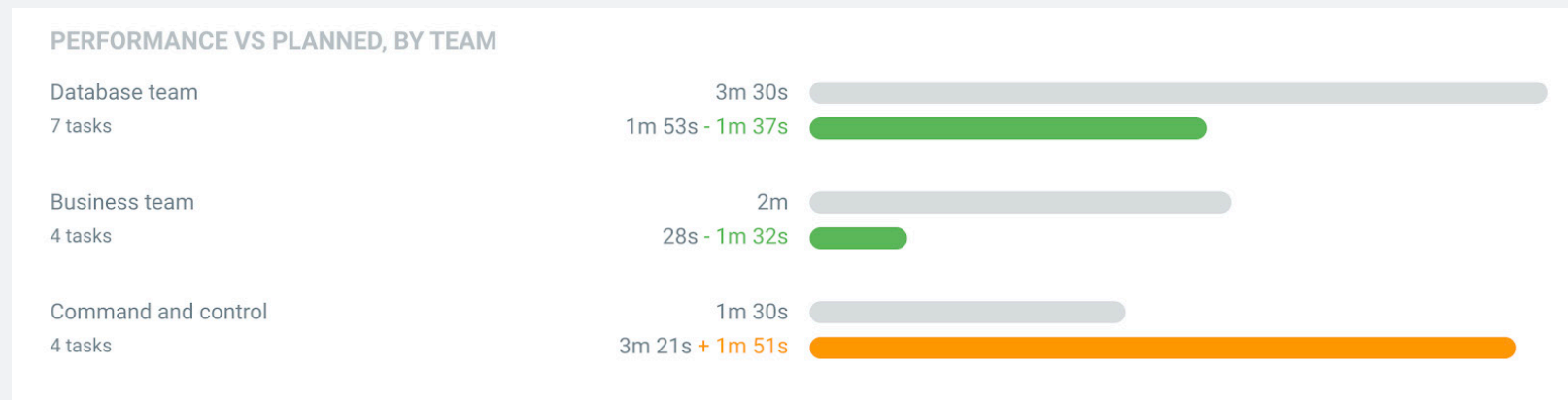
- ◆ A runbook summary including details around the activity or event that took place
- ◆ An executive summary including what did and didn't go well, and a high level summary to indicate potential future improvements
- ◆ A summary on how much time was wasted, which aids in future resource allocation
- ◆ An option to add qualitative feedback including any pertinent information, the overall value of the program and any lessons learned



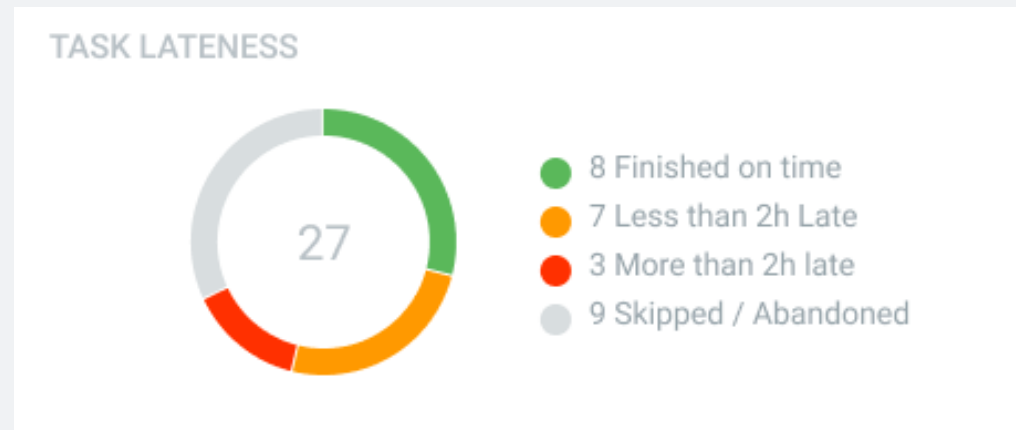
## What did this runbook help you accomplish?

You can quickly identify and evaluate the performance and benefits of your program for post-event analysis and future improvements:

- ◆ Cost reduction/ savings
- ◆ Improved efficiency
- ◆ Risk reduction/mitigation
- ◆ Regulatory requirements



## Qualitative insights delivered by the PIR dashboard



- ◆ **Task Execution Performance**
  - ◆ Comparison of planned timelines vs. actual performance
  - ◆ Number of people added to runbook vs. the number that participated
  - ◆ Task Lateness
  - ◆ Wastage of tasks and % against duration
- ◆ **Burndown of the full duration - to show how the runbook progressed**



**The PIR dashboard** is a powerful feature that will give your teams better performance insights than ever before. Capture the qualitative and quantitative analytics to drive optimized performance and continuous improvement across your programs of work.



**cutover**

## Contact us



For more information on Cutover's PIR dashboard, contact your customer success manager or email us at [info@cutover.com](mailto:info@cutover.com)

---



For news and updates connect with us on [LinkedIn](#) or follow us on [Twitter: @gocutover](#)

[www.cutover.com](http://www.cutover.com)