

MSF60 NEMA CONTROLLER CABINET

Type M
TS 2 Type 1



CABINETS

CONTROLLERS

DETECTION

PARKING

SIGNALS

SIGNS

SOFTWARE

SPECIALTY

Overview

McCain's MSF60 NEMA Controller Cabinet features a unique side-by-side front-door design with a reduced door swing, ideal for regions with heavily traveled or narrow walkways, while still offering easy access to all interior components. The TS 2 Type 1 design conforms to the National Electrical Manufacturer's Association (NEMA) Standards Publication TS2-2003 v02.06 and represents a modern, state-of-the-art approach to traffic control. This robust cabinet is manufactured in accordance with the high-quality standards and features found in all McCain traffic controller cabinets.

Benefits

- Access interior with two side-by-side front compact doors
- Minimize obstruction to pedestrian walkways while performing cabinet work in the field
- Reduce the effects of vandalism with available anti-graffiti coating
- Identify field outputs through user-friendly color coding

Product Description

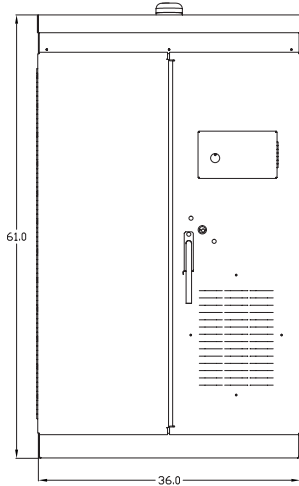
The McCain MSF60 NEMA Controller Cabinet provides for an eight-phase, four-pedestrian operation with four overlaps. It is equipped with one TS 2 BIU detector rack, featuring nylon card edge guides.

The drop-down load bay comes standard with 16 load switch positions and sockets for eight flash transfer relays (FTRs). The cabinet features a detector panel including preemption, and power supply terminals, a GPS interface panel, drop-down technician panel, and a police door.

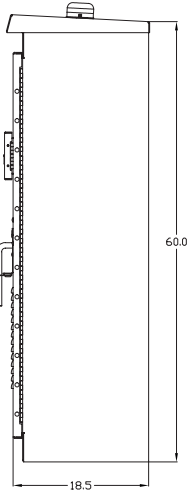
Two adjustable shelves are included and all terminal blocks are of the barrier type. This cabinet includes Unistrut rails for easy component mounting on three sides of the enclosure, two duplex-receptacle electrical outlets and breaker, a GFCI duplex receptacle, pull-out drawer/shelf with storage, fluorescent lamp, and exhaust fan.

MSF60 NEMA Controller Cabinet

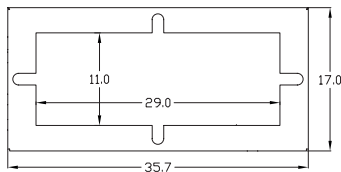
Front



Side



Bottom



Dimensions rounded to the nearest 0.1"

Standard Features

- 8-phase, 4 pedestrian operation, 4 overlaps
- Police door with toggle switches (3)
- Fluorescent lamp (1)
- Duplex-outlet AC receptacle (2)
- Unistrut rails
- Fan assembly (1)
- Copper ground buses for AC - neutral and ground
- Duplex GFCI receptacles (1)
- All terminal blocks are barrier type
- All subassemblies are permanently labeled with silk-screen or engraved label
- Pull-out drawer/shelf (1)
- Shelves (2)

Assemblies & Components

- Detector rack - 16 detector channels and 4 preemption channels
- Detector panel - 16 channels
- Preemption panel - 4 channels
- Service power panel
- Drop-down technicians panel (switch panel)
- Load Bay, drop-down, 16-position, flash transfer relay sockets (8), BIU slots (2)

General Specifications

Dimensions:	61" H x 36" W x 18.5" D (Dimensions rounded to the nearest 1")
Material:	5052-H32 aluminum, 0.125" thick
Finishes:	Natural, powder coat (standard, anti-graffiti, and custom colors), anodized
Doors:	Front door(s) 2, both full size
Latching System:	3-point, Corbin lock
Handles:	3/4" round, stainless steel, with padlock feature
Door Stops:	90° and 180° (±10°), bottom
Ventilation:	Thermostatically controlled 100 CFM fan, louvered air intake in door, Ring Panel air filter
Mounting:	Base mounted

Options

- 3/4" x 16" anchor bolts for mounting (4)