

DYNAMIC MESSAGE SIGNS

Arterial
Walk-In
Front Access



CABINETS

CONTROLLERS

DETECTION

PARKING

SIGNALS

SIGNS

SOFTWARE

SPECIALTY

Product Shown:
Front Access

Overview

SWARCO | McCain Dynamic Message Signs featuring SWARCO's patented Precision Optics lens technology and integrated surface-mount 3-in-1 RGB LEDs, provide the sharpest, full-color display on the market. Strategically placed, these signs improve overall traffic flow and commuter safety with alerts to road closures or detours, direction and availability of carpool lanes or toll roads, advisory phone numbers, and general alerts.

The industry-leading brilliance and clarity of SWARCO | McCain DMS signs derives from its 26.5 to 1 contrast ratio, tight pixel pitch (12-30mm), and 10ms refresh rate that captures 100% of the light emitted. Messages are legible up to 1,200 feet in any condition – including low-angle and direct sunlight.

SWARCO | McCain DMS eliminate the need for bulky cooling or defogging equipment as they only draw a tenth of the power when compared to leading competitor's signs and give off little to no heat. Best of all, this contributes to fewer failure points and extends product life.

Benefits

- Displays any combination of text, symbols, and images
- Clear visibility and color uniformity from any angle with unrivaled contrast ratios
- Emits little to no heat, eliminating the need for cooling, ventilation, and defogging equipment
- Low total cost of ownership through reduced energy consumption and maintenance costs
- Draws 1/10 of the power of other signs
- Eliminates sunlight and headlight glare
- Meets or exceeds NEC and NEMA standards

Additional Sizes

Our CMS 600 series utilizes the same superior technology as our Dynamic Message Signs. Check out the additional formats offered below.

- Arterial: CMS 610 and 620
- Front Access: CMS 600

Options




- Ground or pole mount cabinet

Flashing Beacon

- LED Color: Amber
- Power: 10 W each
- Dimensions: Ø12" lamp, 24" L x 24" H backplate

Dynamic Message Signs

General Specifications

	Arterial	Walk-In	Front Access
Mechanical			
Dimensions:	214"W x 62"H x 15"D	319"W x 92"H x 45"D	319"W x 92"H x 18"D
Enclosure Type:	NEMA Type 4		
Access:	Front: hinged door, 60° opening, gas springs, backup support rods	Right and Left Side	Front: hinged door, 60° opening, gas springs, backup support rods
Material:	Housing: 5052-H32 aluminum, 0.125" thick Matrix: 0.118" thick anodized aluminum and painted		
Finish:	Housing: mill finish Matrix: black anodized, front painted black		
Operating Temperature:	T1 (-15°C to +60°C)		
Rear External Fixations	4 vertical "Z" extrusion brackets	3 horizontal "Z" extrusion brackets	5 vertical "Z" extrusion brackets
Weight:	± 1,015 lbs	± 1,890 lbs	± 2,475 lbs
Other:	SS locks and hinges, knockout seals	SS locks and hinges, conduits	SS locks and hinges, knockout seals
Optical			
Display Resolution (px):	256 W x 64 H	384 W x 96 H	
Number of Lines³:	3 lines x 19 char. @ 12" char. height	3 lines x 20 char. @ 18" char. height	
Display Area:	5120 mm x 1280 mm	7680 mm x 1920 mm	
Matrix Type:	Full Matrix		
LED Colors:	Full Color: 3-in-1 SMD RGB		
Pixel Pitch:	20 mm		
LED Angle View:	B6; 30° (±16° horizontal), (±10° vertical)		
Color Deepness:	Color deepness 24 bits (2^24) (RGB)		
Max Operating Current per Pixel:	5.76mA (white RGB) / 3.49mA (yellow)		
Luminance [cd/m2]:	L3 (16,758 white) / (9,321 yellow)		
Chromaticity:	C2		
Optical Classification:	EN 12966-1:2005 + A1:2009		
Electrical			
Supply Type:	120 VAC, 60 Hz 1Ph		
Power Consumption²:	700 / 123 / 93	1555 / 260 / 187	1541 / 255 / 173
I _{max} [A]/Display I _{max} + GFCIs:	24.4 / 9.4 + 15	40.2 / 25.2 + 15	35.7 / 20.7 + 15
Other Controls:	Illuminance by integrated sensors, door contact switches, redundancy power supplies		
Communications Protocol:	NTCIP 1203 v03 Rainbow Controller		
Physical Layer:	Ethernet, RS485, Contacts (Digital I/Os), Optical Fiber		
View			
45° Angle:			

¹Dimensions rounded to the nearest inch

²Max/Typical/Standby - Average consumption within 24 hours; LEDs typically active when using an average message: 15%

³Series E200 MUTCD / NEMA TS4