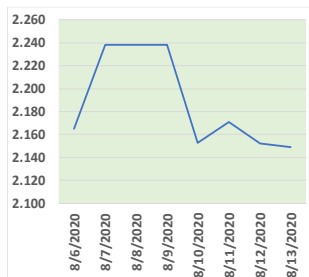


# NATURAL GAS



AUGUST 17TH, 2020

## Last Week's Prompt NYMEX



## NYMEX NG Futures

Month	Close	Change
Sep-20	2.165	(0.073)
Oct-20	2.305	0.067
Nov-20	2.654	0.278
Dec-20	2.985	0.265
Jan-21	3.096	0.052
Feb-21	3.053	(0.094)
Mar-21	2.936	(0.162)
Apr-21	2.661	(0.312)
May-21	2.625	(0.060)
Jun-21	2.654	0.007
Jul-21	2.690	0.016
Aug-21	2.697	(0.010)
Sep-21	2.684	(0.028)
Oct-21	2.704	0.005
Nov-21	2.747	0.030
Dec-21	2.872	0.112
Jan-22	2.972	0.088
Feb-22	2.930	(0.055)
Mar-22	2.780	(0.162)
Apr-22	2.379	(0.413)
May-22	2.334	(0.045)
Jun-22	2.334	0.000
Jul-22	2.334	(0.036)
Aug-22	2.334	(0.076)
1YR STRIP	2.708	(0.004)
2020	2.711	(0.001)



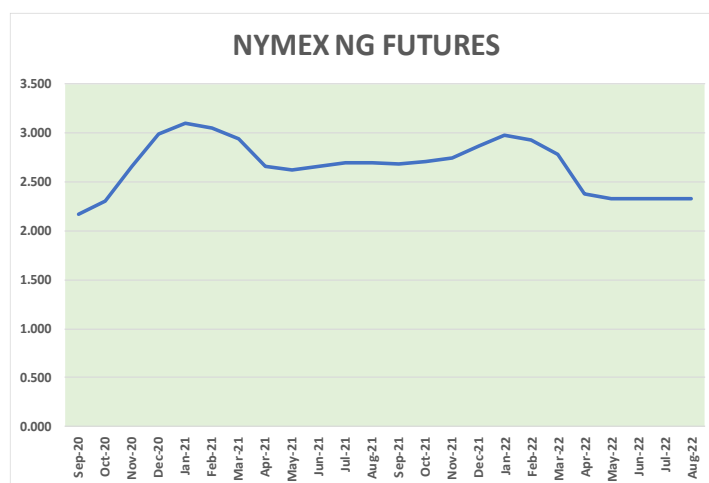
## IN THE NEWS

Gas Prices Soar As Heat Wave Hits Large Parts Of U.S.— Natural gas prices spiked on Friday by nearly 9%, even as the weekly storage re-

- **Natural Gas Prices Soar As Heat Wave Hits Large Parts Of U.S.**
- **American Natural Gas Helps Power Anheuser-Busch's Transition to Renewable Natural Gas in Houston and St. Louis**

port showed little movement. Natural gas prices hit \$2.367 by 2:26 pm EDT, an increase of 8.48% or \$0.185, even as the EIA's weekly storage report a day earlier showed a small increase of 58 Bcf in working gas in storage. The market had anticipated a larger build. Also bullish for natural gas on Friday were forecasts for hot weather and reports of increased LNG exports. Front-month natural gas futures on Friday hit their highest since the end of last year on this data as air conditioning usage is expected to increase as people try to cope with the heat wave. This will increase the demand for natural gas. This will be particularly true in Texas, where demand for power in general—and consequently natural gas—is expected to hit a record high today as the heatwave sets in, according to Reuters. For more on this story visit [oilprice.com](https://oilprice.com) or click <https://bit.ly/348pbck>.

American Natural Gas Helps Power Anheuser-Busch's Transition to Renewable Natural Gas in Houston and St. Louis— Industry-leading alternative fuel provider, American Natural Gas (ANG), announced today its support of one of the country's largest brewers, Anheuser-Busch, as the company continues to implement carbon reduction strategies in its supply chain by transitioning more than 180 delivery trucks in its Houston and St. Louis dedicated fleets to Renewable Natural Gas (RNG), one of the cleanest burning fuels available. As part of Anheuser-Busch's ongoing commitment to sustainable logistics, ANG currently fuels more than 80 delivery vehicles headquartered in Dallas and Houston, TX with Compressed Natural Gas (CNG). For more on this story visit [prnewswire.com](https://prnewswire.com) or <https://prn.to/343TxwN>.



## Prompt Natural Gas (NG) Daily Sentiment

BULLISH



RESISTANCE

2.433 &amp; 2.510

SUPPORT

2.225 &amp; 2.094

## NATURAL GAS

Futures	Close	Change
NG	2.149	(0.002)
Volume	175,924	9,857
Open Int.	174,317	86,336

## Contact Us



### Mansfield Energy Corp

1025 Airport Pkwy  
Gainesville, GA 30501

[www.mansfield.energy](http://www.mansfield.energy)

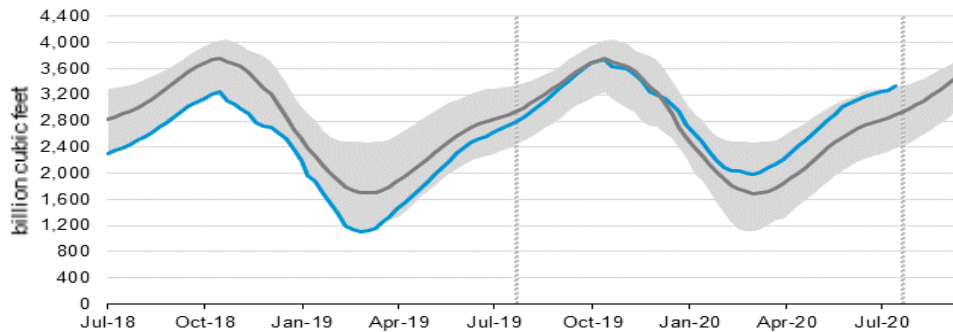
[info@mansfieldoil.com](mailto:info@mansfieldoil.com)

Phone: (800) 695-6626

## NATURAL GAS NEWS



## WEEKLY GAS IN UNDERGROUND STORAGE WITH 5-YR RANGE



for week ending August 7, 2020 | Released: August 13, 2020 at 10:30 a.m. | Next Release: August 20, 2020

### EIA Weekly NG Storage Actual and Surveys for August 7th, 2020

Released August 13th 2020

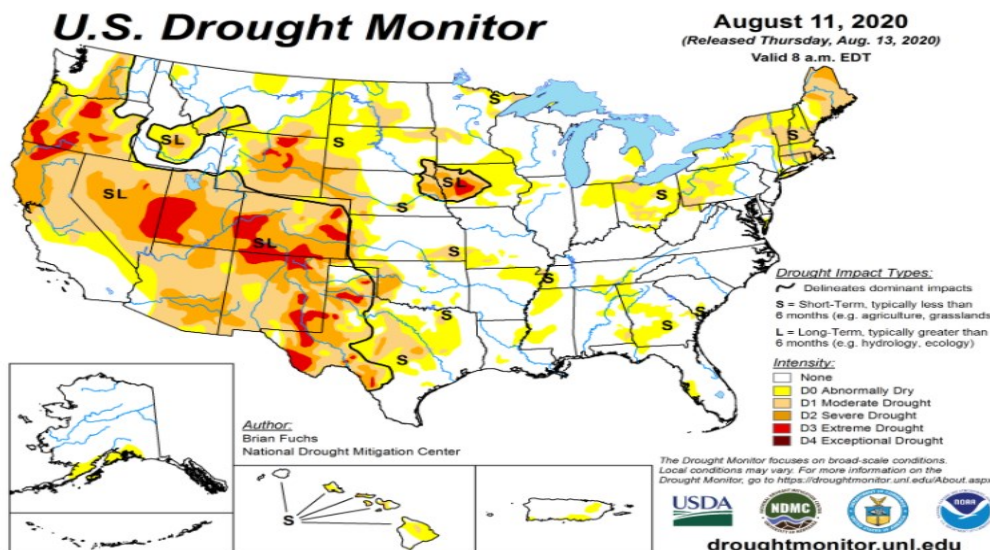
Range — +50 to +65

IHS Markit— +57

CITI — +61

Refinitiv — +57

## US DROUGHT MONITOR



### Total Working Gas In Storage

**3,332 BCF**

+58 BCF (LAST WEEK)

+608 BCF (LAST YEAR)

+443 BCF (5-YR AVG)

### U.S. Natural Gas Supply Gas Week 8/6— 8/12

Average daily values (BCF/D):

Last Year (BCF/d)

Dry Production — + 92.3

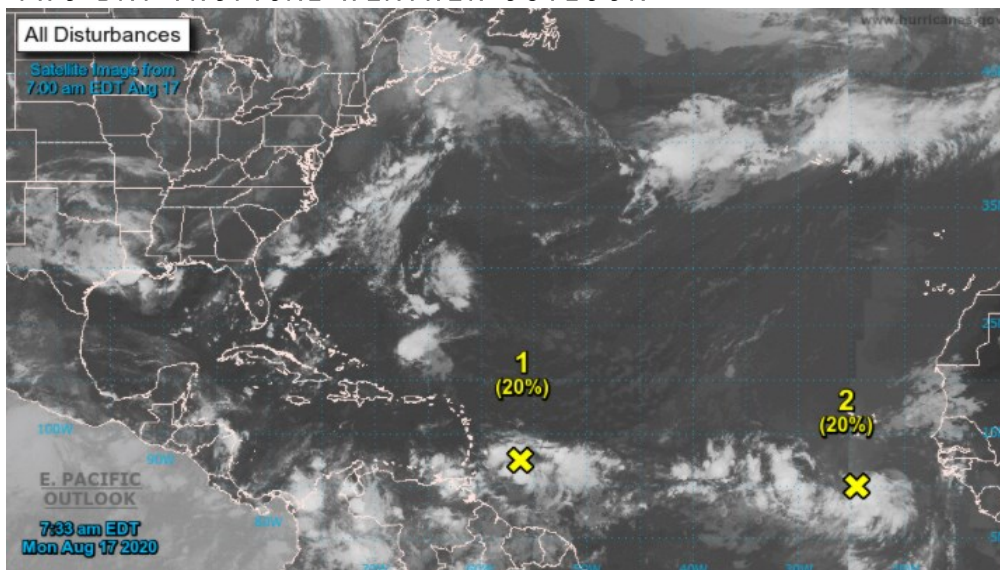
Total Supply — +96.8

Last Week (BCF/d)

Dry Production — +88.6

Total Supply — +93.5

## TWO-DAY TROPICAL WEATHER OUTLOOK



[NEXT REPORT ON August 20th]

### U.S. Natural Gas Demand Gas Week 8/6— 8/12

Average daily values (BCF/D):

Last Year (BCF/d)

Power — + 42.9

Total Demand — +87.7

Last Week (BCF/d)

Power — +40.1

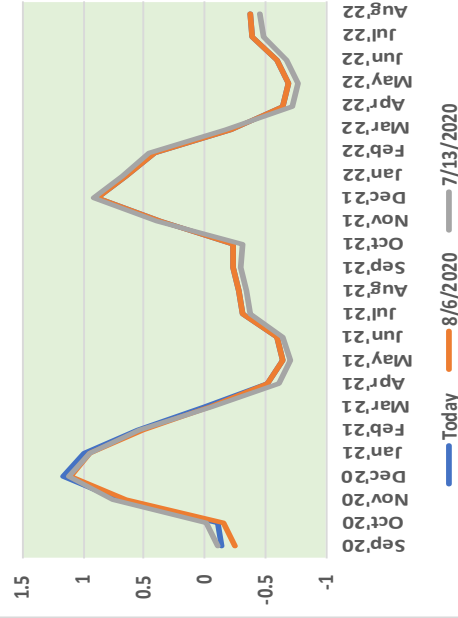
Total Demand — +85.3

[NEXT REPORT ON August 20th]

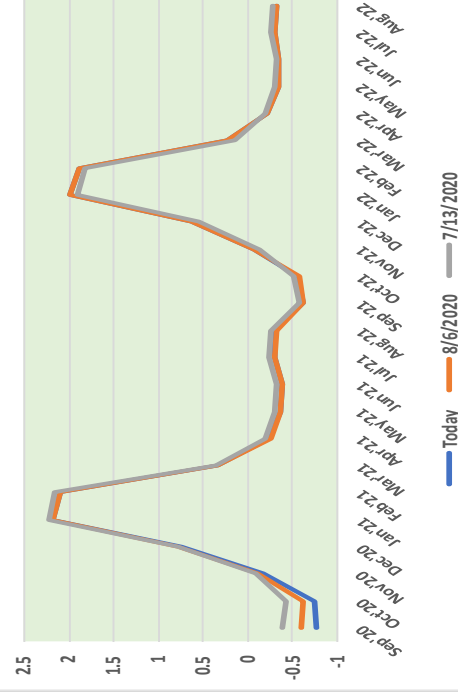
## NATURAL GAS NEWS

## NATURAL GAS BASIS FUTURES

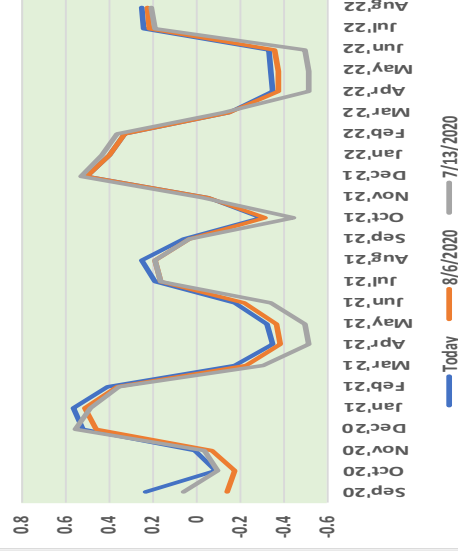
## SUMAS BASIS



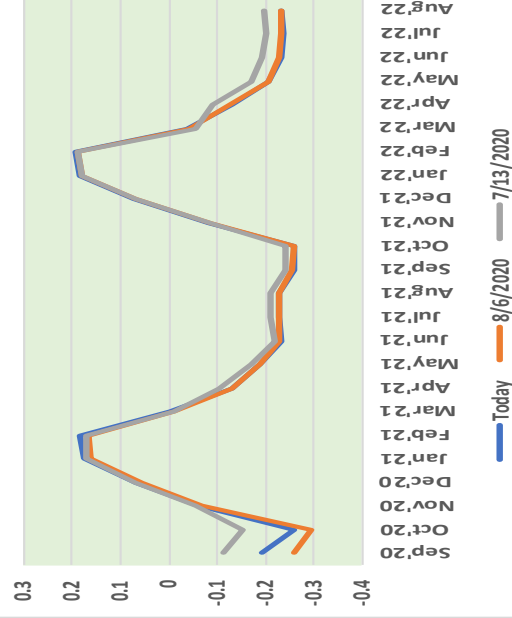
## TETCO-M3



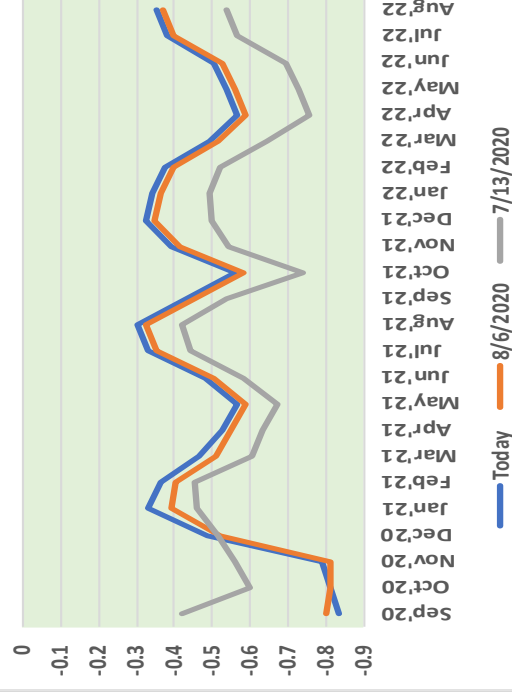
## SOCAL BORDER CITY GATE



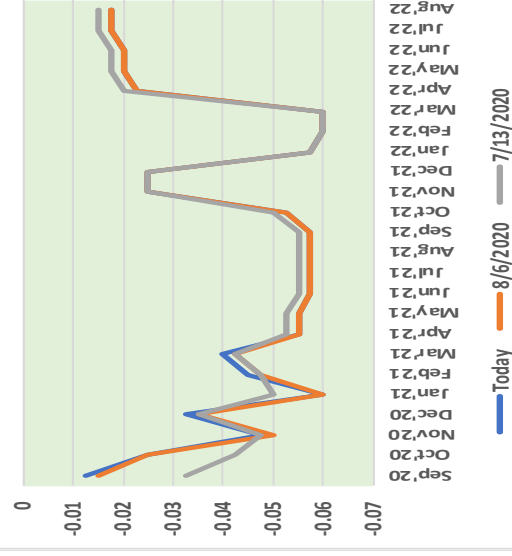
## CHICAGO CITYGATE



## WAHA BASIS

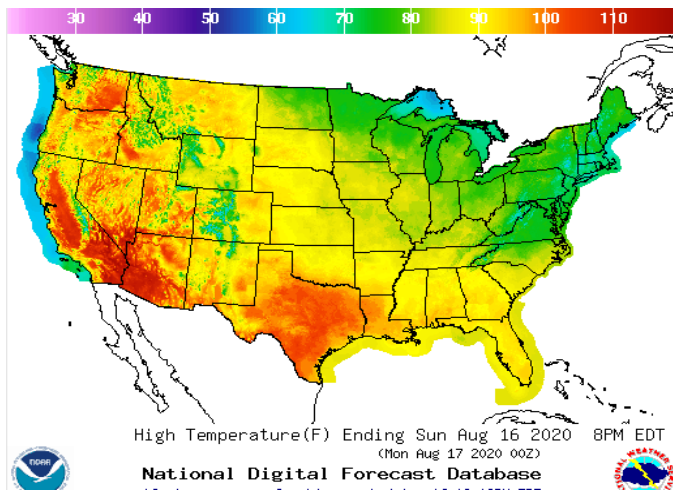


## TRANSCO-85 BASIS

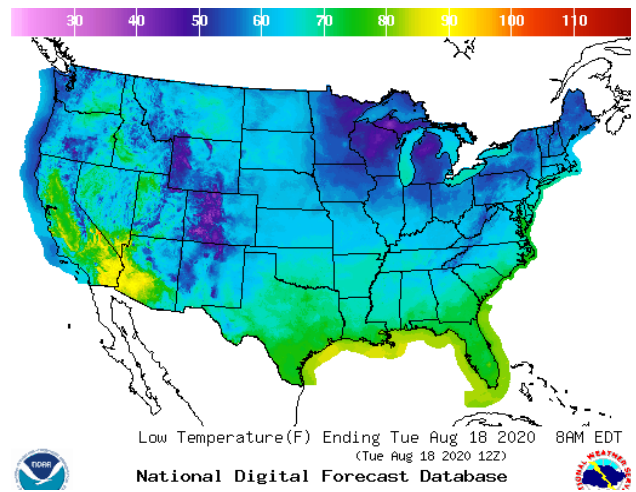
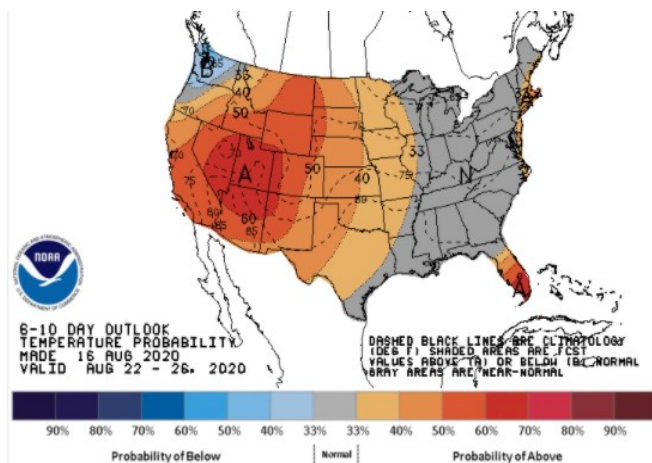


## WEATHER — HIGH/LOW TEMPERATURE — TOMORROW

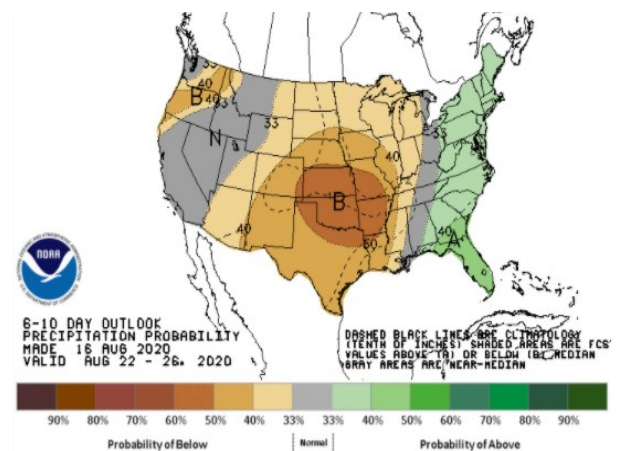
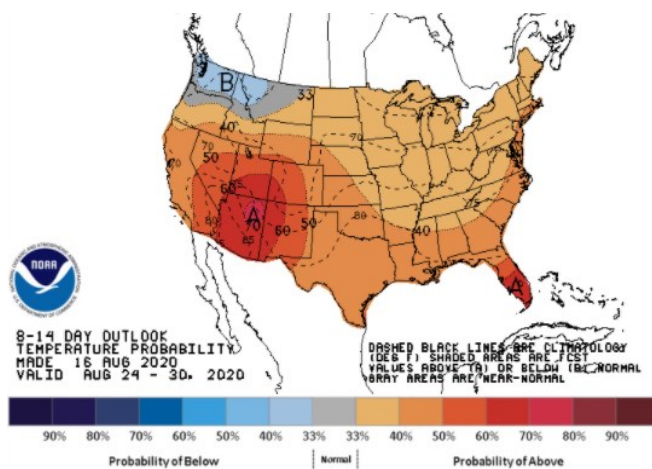
## HIGH Temperature



## LOW Temperature

WEATHER — 6 TO 10 DAY OUTLOOK — NOAA  
Temperature

## Precipitation

WEATHER — 8 TO 14 DAY OUTLOOK — NOAA  
Temperature

## Precipitation

