

How to update promotions Trade Terms

This guide shows you how to update the Trade Terms for promotions.

This guide is only of relevance if you have the promotion module and upload Trade Terms to effectmanager.



If you upload new Trade Terms for a chain or product group, you will need to update the affected promotions.

If you are looking for a guide that shows you how to upload Trade Terms to effectmanager, please see our guide [How to upload Trade Terms](#)

When updating Trade Terms, you can update the following; End of Period Discount, NS/L Budget, and Additional Discount on Invoice Price.

⚠ OBS! For Additional Discount on Invoice Price for Mix Pallets it will show Multiple Values, as product group definition of the discount can provide different discounts on products on the Mix Pallets if they belong to different Product Groups.

End of Period Discount

- Visible in the Products tab in promotion editor as *End of period Discount*.
- Visible in List View column as *Trade Terms*.
- Visible on Promotion Finance report as part of *Trade terms*.
- Visible on Promotion P&L report *Total end of period discount*.
- Visible on Promotion P&L Sales In as *End of period Discount*.
- Visible on Promotion P&L Sales Out as *End of period Discount*.

Additional Discount on Invoice Price

- Visible in the Products tab in promotion editor as *Additional Discount on Invoice Price*
- Visible in List View column as *Trade Terms Sales In or Sales Out*
- Visible on Promotion Finance report as part of *Trade terms*.
- Visible on Promotion P&L report as *Additional discount on invoice price Sales In* and *Additional discount on invoice price Sales out*
- Visible on Promotion P&L Sales In as *Additional discount on invoice price*.
- Visible on Promotion P&L Sales Out as *Additional discount on invoice price*.

NS/L Budget

- ONLY visible on Promotion P&L report as NS/L (budget).

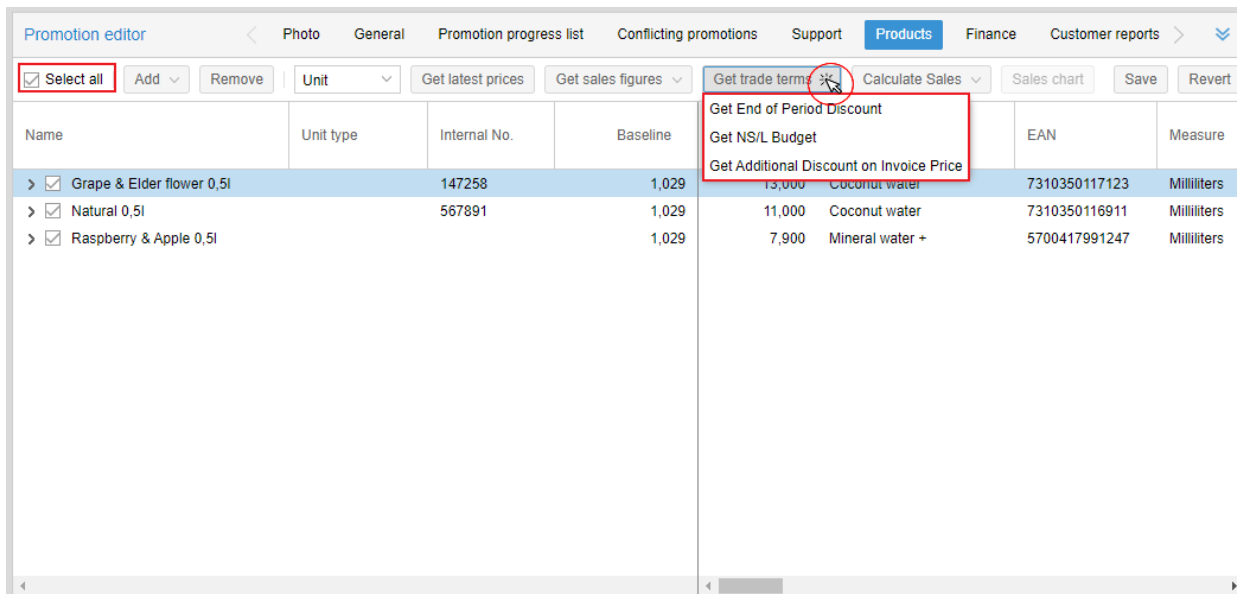
Update Trade Terms on individual promotions

Go to Promotion Scheduler and find the promotion that you would like to update with the new Trade Terms.

1. In Promotion Editor, go to the Products tab.

2. Select All products and press *Get Trade Terms* then select the Trade Term you wish to update.

NB! Remember to save your promotion after updating the Trade Term.

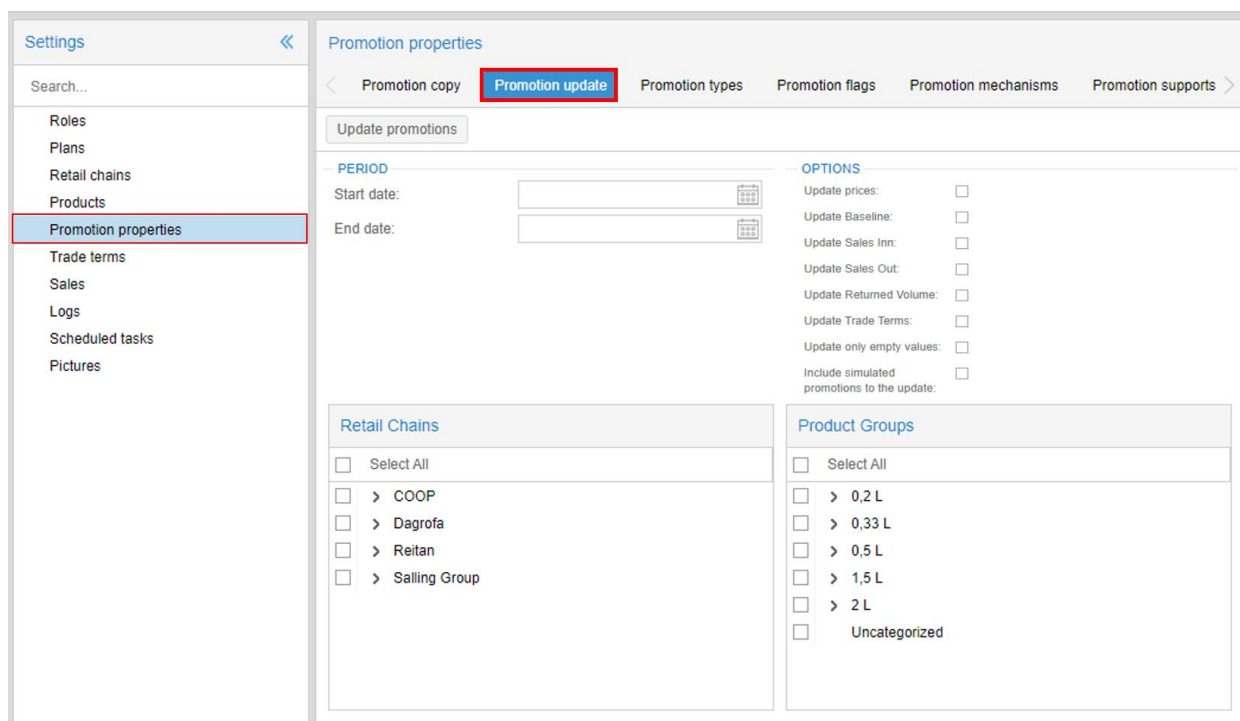


Name	Unit type	Internal No.	Baseline	Get trade terms	Calculate Sales	Sales chart	Save	Revert
> <input checked="" type="checkbox"/> Grape & Elder flower 0,5l		147258	1,029	Get End of Period Discount				
> <input checked="" type="checkbox"/> Natural 0,5l		567891	1,029	Get NS/L Budget				
> <input checked="" type="checkbox"/> Raspberry & Apple 0,5l			1,029	Get Additional Discount on Invoice Price				

Update Trade Terms with a Promotion Update

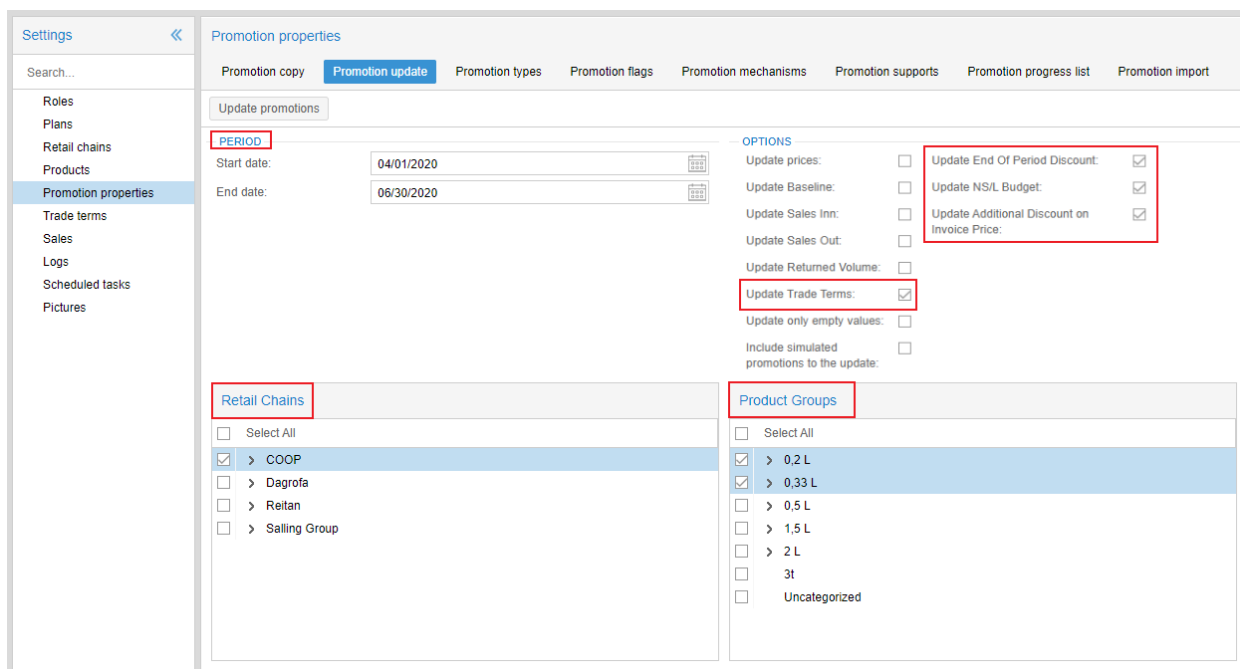
Go to Settings in effectmanager and press *Promotion Properties*.

⚠ OBS! It is important only to start a Promotion Update EOB, as this update will block Promotion Scheduler for all other users of effectmanager.



4. Mark *Update Trade Terms* and select the Trade Term you wish to update. Then Select the Period, Retail Chains, and Product Groups you wish to update. Finish by pressing *Update Promotions*.

⚠ OBS! It is important only to start a Promotion Update EOB, as this update will block Promotion Scheduler for all other users of effectmanager.



5. A pop-up window will ask you to confirm the update before it starts. Press Yes if you want to start the update.

6. A new pop-up window informs you that your job has started, and you will receive an email confirmation when your update has finished.

Promotion update



noreply@effectmanager.dk
ToSupport effectmanager

Hi,

Promotion update is finished.

10 records have been updated.

Criteria:

Period: 10/1/2020 - 12/31/2020

Options: Update Trade terms; Update Additional Discount on invoice Price;

Chains: EUROspar; KIWI; Meny; Min Købmand; Spar;

Product Groups: All were selected

Best regards,

Effectmanager Team