

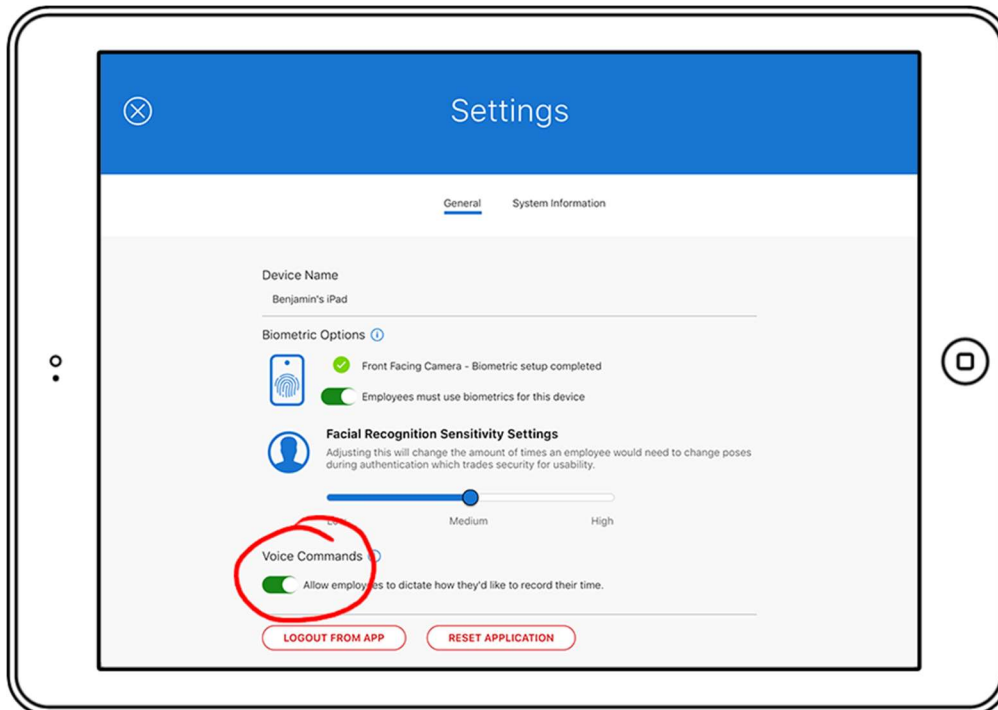


ADP Time Kiosk - Enabling Voice Commands

Enabling Voice Commands

Note: For employees to use voice commands they must be enrolled with **Facial Recognition** and the camera will be turned to an **always on state**

1. Tap on the **menu button** in the bottom right of the ADP Time Kiosk []
2. This opens the navigation menu. Tap on the **Settings icon** []
3. Login with your **ADP credentials** when prompted
4. Scroll down and select the button for **Allow employees to dictate how they'd like to record their time**



ADP Time Kiosk - Enabling Voice Commands

5. A confirmation popup will appear. Read through the requirements and tap Got It! when you're ready

