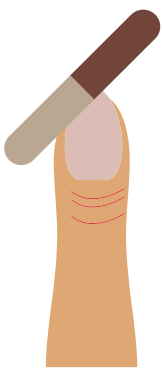


# How to achieve a perfect and long-lasting mani

---

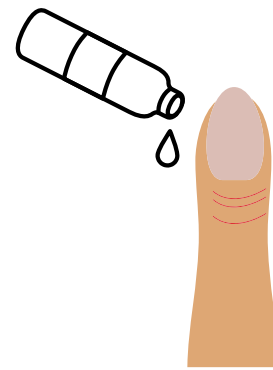
## Step 1: Shape

Start by filing your nails into the desired shape.



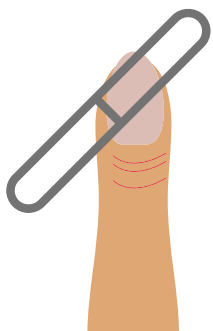
## Step 2: Clean

Clean your nail area for a clean canvas.



## Step 3: Buffer

Use a buffer to ensure your nails are looking shiny and consistent.



## Step 4: Base coat

With our clear base coat, apply evenly to give your nails an even texture.



## Step 5: Two coats

Apply two coats of nail polish and allow to dry for up to twenty minutes.



## Step 6: Top coat

Use our top coat to seal the polish. This will create shine and a glossy appearance.

