



POLYCOR

HARDSCAPES & MASONRY

SET THE STAGE WITH STONE



INDIANA LIMESTONE - FULL COLOR BLEND™
Pattern Pavers, Smooth / p.57

BERKSHIRE™ Thin Veneer, Split Face / p.14

GEORGIA MARBLE - PEARL GREY™
Custom countertop

2 TABLE OF CONTENTS

TABLE OF CONTENTS

OUR STORY	4
THE ADVANTAGES OF NATURAL STONE	7
OUTDOOR LIVING TRENDS	9
VENEERS	12
BERKSHIRE™	14
ROCKFORD ESTATE BLEND®	16
VANDERBILT CLASSIC®	18
SILLS	20
WALKWAYS & PATIOS	22
SLAB PAVERS	24
PATTERN PAVERS	26
POOL COPING	28
STEPS & TREADS	30
ENTRY STEPS	32
LANDSCAPE STEPS	32
TREADS	34
WALLS & CAPS	36
GARDEN WALLS	38
WALL CAPS	40
PILLAR CAPS	42

OUTDOOR ELEMENTS	44
FIRE PITs	46
BENCHES	48
LAMP POSTS	50
MAIL POSTS	50
INSPIRING HOMES	52
FINISHES	56
PATTERN PAVERS	57
LIMESTONE	58
MARBLE	59
GRANITE	60
OUR QUARRIES	62



INDIANA LIMESTONE - FULL COLOR BLEND™
Pattern Pavers, Smooth / p.57

VANDERBILT CLASSIC®
Thin Veneer, Smooth / p.18

BERKSHIRE™
Thin Veneer, Split Face / p.14

TABLE OF CONTENTS 3



SUCCESS IS BUILT ON PASSION.

Polycor is the product of a merger of the great North American stone companies to become the largest and most ambitious natural stone company in the world. We have grown our portfolio of stones by partnering with these industry giants, allowing us to provide our customers with centuries of expertise in the field.

Armed with the knowledge acquired from industry pioneers like Swenson Granite Works, Rock of Ages, Indiana Limestone Company and Granite Bussière, we quarry, produce, and distribute a wide variety of stone products for our residential, architectural, and hardscapes & masonry market segments.

At Polycor, we take great pride in providing natural, sustainable, and locally sourced materials to our customers. Our roots are in stonework, which is evident in the integrity and respect found in all our local quarrying communities.

Our products are from the earth and for the earth, just as nature intended them to be. We have made it our mission to be industry leaders regarding our products and our people, all to help the world fall in love with natural stone.



CERTIFIED QUARRY: This symbol identifies quarries certified under the Natural Stone Sustainability Standard (ANSI/NSC 373).

1

CAROLINA QUARRY, NC*

2

GEORGIA MARBLE QUARRY, GA*

3

WOODBURY QUARRY, VT*

4

INDIANA LIMESTONE QUARRY, IN*

* Certified quarry

THE ADVANTAGES OF NATURAL STONE



DURABLE



SUSTAINABLE



RESISTS FREEZE-THAW CYCLES



GREAT VALUE OVER TIME



VIRTUALLY MAINTENANCE-FREE



50+
QUARRIES IN
NORTH AMERICA
& EUROPE



1,300
EMPLOYEES
WORLDWIDE



20
MANUFACTURING
PLANTS



FOUNDED IN
1987
IN QUÉBEC CITY



OUTDOOR LIVING TRENDS

You know that cozy feeling you have inside of your home? Have you ever thought of making your outdoor living space just as inviting? Whether you are improving your front or back yard, Polycor can help make your outdoor design needs, hopes, and dreams come true. The possibilities are truly endless!

Note: All available Polycor products and applications are identified in yellow on this sketch.



● **INDIANA LESTONE - FULL COLOR BLEND™**
BERKSHIRE™ Veneer, Split face / p.14

● **INDIANA LESTONE - FULL COLOR BLEND™**
VANDERBILT CLASSIC® Thin Veneer, Smooth / p.18

● **INDIANA LESTONE - FULL COLOR BLEND™**
VANDERBILT CLASSIC® Veneer, Smooth / p.18

● **WOODBURY GRAY™** granite
Landscape Steps, Thermal top, Split face / p.32

● **INDIANA LESTONE - FULL COLOR BLEND™**
VANDERBILT CLASSIC® Veneer, Smooth / p.18

● **WOODBURY GRAY™** granite
Fire Pit, Thermal top, Split face sides / p.46

● **WOODBURY GRAY™** granite
Slab Pavers, Thermal top / p.24

● **INDIANA LESTONE - FULL COLOR BLEND™**
Pool Coping, Smooth / p.28



ESTATE VENEER SERIES

INDIANA LIMESTONE - FULL COLOR BLEND™
BERKSHIRE™ Veneer, Split face / p.14

12 ESTATE VENEER SERIES

BEAUTY AND PERMANENCE COMBINED

Embellish new builds with stately elegance or refresh an existing home by adding a classic touch. Polycor veneers are available in traditional full-bed veneer or thin-veneer cladding. The Estate Veneer Series is available in a variety of colors, shapes, and sizes.

ESTATE VENEER SERIES 13



INDIANA LIMESTONE - FULL COLOR BLEND™
BERKSHIRE™ Veneer, Split face

BERKSHIRE™

BERKSHIRE™ is a solid, split face veneer. Variations in height create a classic, pleasant, and seemingly random definition for both commercial and fine residential structures. Available in thin and full-bed veneer.

THIN-VENEER

Height	Depth	Length
2 1/4"	3/4" - 1 1/4"	8" - 30"
5"	3/4" - 1 1/4"	8" - 30"
7 3/4"	3/4" - 1 1/4"	8" - 30"
10 1/2"	3/4" - 1 1/4"	8" - 30"

Pallet of mixed sizes available.
Mix of 4 different sizes (10% - 2 1/4", 35% - 5", 40% - 7 3/4", 15% - 10 1/2")
Mix of 3 different sizes (15% - 2 1/4", 40% - 5", 45% - 7 3/4")

CORNERS

Height	Depth	Length
2 1/4"	3" - 4"	6" - 12"
5"	3" - 4"	6" - 12"
7 3/4"	3" - 4"	6" - 12"
10 1/2"	3" - 4"	6" - 12"

FULL-BED VENEER

Height	Depth	Length
2 1/4"	3" - 4"	24" - 60"
5"	3" - 4"	24" - 60"
7 3/4"	3" - 4"	24" - 60"
10 1/2"	3" - 4"	24" - 60"


Stones



1



2



3



4

- 1 - INDIANA LIMESTONE - FULL COLOR BLEND™, Split face
- 2 - CAROLINA CORAL™ granite, Split face
- 3 - WOODBURY GRAY™ granite, Split face
- 4 - GEORGIA MARBLE - PEARL GREY™, Split face



INDIANA Limestone - FULL COLOR BLEND™
ROCKFORD ESTATE BLEND® Veneer, Tumbled

ROCKFORD ESTATE BLEND®

ROCKFORD ESTATE BLEND® is a lightly tumbled, genuine natural stone veneer. It provides a full range of natural colors and sizes that will accentuate each application's dynamics and architectural style. Available in both thin and full-bed veneer.

THIN-VENEER

Height	Depth	Length
2" - 12"	3/4" - 1 1/4"	8" - 18"

CORNERS

Height	Depth	Length
2" - 12"	3" - 4"	4" - 12"

FULL-BED VENEER

Height	Depth	Length
2" - 12"	3" - 4"	6" - 18"

Stone



INDIANA Limestone - FULL COLOR BLEND™, Tumbled



INDIANA LIMESTONE - FULL COLOR BLEND™
VANDERBILT CLASSIC® Veneer, Smooth

VANDERBILT CLASSIC®

The strong, clean look of **VANDERBILT CLASSIC®** veneer is ideal for commercial and fine residential buildings. Available in both thin and full-bed veneer.

THIN-VENEER

Height	Length
3 5/8"	23 5/8"
7 5/8"	23 5/8"
11 5/8"	23 5/8"
15 5/8"	23 5/8"

Depth varies per stone type.
Limestone 1 3/16"
Granite 1"
Marble 25/32"

CORNERS*

Height	Length
3 5/8"	23 5/8"
7 5/8"	23 5/8"
11 5/8"	23 5/8"
15 5/8"	23 5/8"

Depth varies per stone type.
Limestone 1 3/16"
Granite 1"
Marble 25/32"


*Quirk Miter Corners



FULL-BED VENEER

Height	Depth	Length
SMOOTH FACE		
3 5/8"	3 5/8"	23 5/8"
7 5/8"	3 5/8"	23 5/8"
11 5/8"	3 5/8"	23 5/8"
15 5/8"	3 5/8"	23 5/8"

Stones



- 1 - **INDIANA LIMESTONE - FULL COLOR BLEND™**, Smooth (Antique, Sandblast and Bush-hammered only in full-bed)
- 2 - **CAROLINA CORAL™** granite, Smooth, Thermal
- 3 - **WOODBURY GRAY™** granite, Smooth, Thermal
- 4 - **GEORGIA MARBLE - PEARL GREY™**, Smooth
- 5 - **CALEDONIA™** granite, Smooth, Thermal



INDIANA Limestone - Full Color Blend™
Sill, Rock face



WOODBURY GRAY™ granite
Sill, Split face

SILLS

Sills add a subtle accent to any residential or commercial window project. Available in limestone, granite, or marble with a split face or rock face edge.


FULL SILLS

Depth	Height
6" x 48"	2 1/4"

THIN SILLS

Depth	Height
3" x 48"	2 1/4"

Stones



- 1 - **INDIANA Limestone - Full Color Blend™**, Rock face
- 2 - **CAROLINA CORAL™** granite, Split face
- 3 - **WOODBURY GRAY™** granite, Split face
- 4 - **GEORGIA MARBLE - PEARL GREY™**, Split face



WALKWAYS & PATIOS

INDIANA LIMESTONE - FULL COLOR BLEND™

Slab Pavers, Smooth / p.24
Landscape Step, Smooth top, Split face / p.32
Garden Wall, Split face / p.38
Wall Cap, Smooth top, Split face / p.40

BERKSHIRE™ Veneer, Split face / p.14

22 WALKWAYS & PATIOS

STEP UP OUTDOOR SPACES WITH NATURAL STONE.

From the organic look of winding walkways to the clean lines of formal patios and poolsapes, natural stone sets the stage for outdoor living designs.




WOODBURY GRAY™ granite
Pool coping, Custom, Thermal / p.28
Slab pavers, Thermal

SLAB PAVERS

Slab pavers offer striking surface textures, colors, and composition to help you achieve your design vision for patios, walkways, pool decks, and more.

Dimensions	Thickness
12" X 12"	1/2"
12" X 18"	1/2"
12" X 24"	1/2"
12" X 36"	1/2"
18" X 18"	1/2"
18" X 24"	1/2"
18" X 30"	1/2"
18" X 36"	1/2"
24" X 24"	1/2"
24" X 30"	1/2"
24" X 36"	1/2"

Stones



- 1 - INDIANA LIMESTONE - FULL COLOR BLEND™*, Smooth, Antique, Bush-hammered and Sandblast
- 2 - CAROLINA CORAL™ granite, Thermal
- 3 - WOODBURY GRAY™ granite, Thermal
- 4 - GEORGIA MARBLE - PEARL GREY™, Smooth
- 5 - CALEDONIA™ granite, Thermal

*A cementitious-based damp proofing should be applied to the back and all unexposed sides of the pavers to protect the stone from sources of moisture and to prevent staining.



INDIANA Limestone - Full Color Blend™
Pattern pavers, Smooth
Berkshire™ Thin Veneer, Split face / p.14
26 WALKWAYS & PATIOS

PATTERN PAVERS


Sold in sets and available in three different sizes, pattern pavers provide contractors with many more design options. Simplify your design with pre-configured layouts.

You can find our most popular linear and modular patterns on page 57 of this catalog.

Dimensions	Thickness
12" X 24"	1 1/2"
24" X 24"	1 1/2"
24" X 36"	1 1/2"

Only available in **INDIANA Limestone - Full Color Blend™**

Stones



- 1 - **INDIANA Limestone - Full Color Blend™**, Smooth, Antique, Bush-hammered and Sandblast
- 2 - **CAROLINA CORAL™** granite, Thermal
- 3 - **WOODBURY GRAY™** granite, Thermal
- 4 - **GEORGIA MARBLE - PEARL GREY™**, Smooth
- 5 - **CALEDONIA™** granite, Thermal

**A cementitious-based damp proofing should be applied to the back and all unexposed sides of the pavers to protect the stone from sources of moisture and to prevent staining.*



POOL COPING

A complement to the surrounding landscape, natural stone pool coping is as practical as it is attractive. Natural stone is durable and stays cooler to the touch, even in direct sunlight.

Dimensions

13 1/8" X 48"

Thickness

2 1/4"

Stone



INDIANA LIMESTONE - FULL COLOR BLEND™, Smooth

Bull-nosed edging





STEPS & TREADS

INDIANA LIMESTONE - FULL COLOR BLEND™

Slab pavers, Smooth / p.24

Landscape steps, Smooth top, Split face / p.32

Garden wall, Split face / p.38

**TAKE YOUR PROJECT TO THE
NEXT LEVEL.**

Nothing compares to the classic beauty
and durability of natural stone steps and
treads.



WOODBURY GREY™ granite
Entry steps, Thermal top, Split face

INDIANA LIMESTONE - FULL COLOR BLEND™
Landscape steps, Smooth top, Split face

ENTRY STEPS

Transform a simple doorway into an entrance with natural stone entry steps.

Dimensions	Thickness
36" X 13"	7"
48" X 13"	7"
60" X 13"	7"
72" X 13" *	7"
84" X 13" **	7"

*Not available in **INDIANA LIMESTONE - FULL COLOR BLEND™**
Not available in **INDIANA LIMESTONE - FULL COLOR BLEND™
and **GEORGIA MARBLE - PEARL GREY™**

FILLERS


Dimensions	Thickness
6" X 12"	7"
6" X 24"	7"

LANDSCAPE STEPS

Landscape steps add a distinct sense of permanence to hardscaped areas. Create durable and timeless step elements from single pieces of natural stone.

Dimensions	Thickness
36" X 16"	6"
48" X 16"	6"
60" X 16"	6"

Stones*



- 1 - **INDIANA LIMESTONE - FULL COLOR BLEND™**, Smooth top, Split face
- 2 - **CAROLINA CORAL™** granite, Thermal top, Split face
- 3 - **WOODBURY GRAY™** granite, Thermal top, Split face
- 4 - **GEORGIA MARBLE - PEARL GREY™**, Smooth top, Split face

*Colors and finishes apply to all steps.



INDIANA LIMESTONE - FULL COLOR BLEND™
Treads, Smooth top, Straight custom edge

VANDERBILT CLASSIC® Veneer, Smooth / p.18
Landscape steps, Smooth top, Split face / p.32



TREADS

Natural stone treads add a luxury finish to standard steps. Limestone treads ship standard with rock face edges. Granite and marble treads ship standard with split face edges.

Dimensions	Thickness
48" X 12"	2"
72" X 12"	2"
96" X 12"	2"
48" X 14"	2"
72" X 14"	2"
96" X 14"	2"

Granite and marble treads are true to size but limestone is one inch longer to allow for field dressing.

Stones



- 1 - **INDIANA LIMESTONE - FULL COLOR BLEND™**, Smooth top, Split face
- 2 - **CAROLINA CORAL™** granite, Thermal top, Split face
- 3 - **WOODBURY GRAY™** granite, Thermal top, Split face
- 4 - **GEORGIA MARBLE - PEARL GREY™**, Smooth top, Split face



WALLS & CAPS

INDIANA LIMESTONE - FULL COLOR BLEND™
Wall Cap, Smooth top, Split face

36 WALLS & CAPS

SET YOUR SPACE APART.

Enhance and protect your property with natural stone accents. Stone walls, caps and edging refine and protect landscapes, increase property value and provide a distinctive finishing touch.



INDIANA LIMESTONE - FULL COLOR BLEND™
Garden wall, Split face
Wall caps, Smooth top, Split face / p.40



INDIANA LIMESTONE - FULL COLOR BLEND™
Smooth top, Split face

GARDEN WALLS

Garden walls can add depth to any space. This dry-stacked, non-retaining product is ideal for flower beds and landscaping elements. Garden walls have split face sides and are sawn on both the top and bottom.

Dimensions

8" X random length

8" X random length

Thickness


3"

6"


Stones




1



2



3



4

- 1 - **INDIANA LIMESTONE - FULL COLOR BLEND™**, Smooth top, Split face
- 2 - **CAROLINA CORAL™** granite, Smooth top, Split face
- 3 - **WOODBURY GRAY™** granite, Smooth top, Split face
- 4 - **GEORGIA MARBLE - PEARL GREY™**, Smooth top, Split face



INDIANA Limestone - Full Color Blend™
Wall cap, Smooth top, Custom rock face



INDIANA Limestone - Full Color Blend™
Wall cap, Smooth top, Split face

WALL CAPS

Wall caps are a unique accent piece for your garden or retaining wall. Versatile and durable, split face wall caps provide a strong finishing touch to any stone wall design.

Dimensions

12" X 24"


Thickness

2"


Stones




1



2



3



4

- 1 - **INDIANA Limestone - Full Color Blend™**, Smooth top, Split face
- 2 - **CAROLINA CORAL™** granite, Thermal top, Split face
- 3 - **WOODBURY GRAY™** granite, Thermal top, Split face
- 4 - **GEORGIA MARBLE - PEARL GREY™**, Smooth top, Split face




WOODBURY GRAY™ granite
Pillar caps, Custom size and finish

PILLAR CAPS

Enhance pillars with the timeless charm of stone. Caps add the finishing touch to any vertical application project. Pillar caps are split face on all four sides.

Dimensions	Thickness
20" X 20"	3"
24" X 24"	3"
28" X 28"	3"
30" X 30"	3"

Stones



- 1 - **INDIANA LIMESTONE - FULL COLOR BLEND™**, Smooth top, Split face
- 2 - **CAROLINA CORAL™** granite, Thermal top, Split face
- 3 - **WOODBURY GRAY™** granite, Thermal top, Split face
- 4 - **GEORGIA MARBLE - PEARL GREY™**, Smooth top, Split face



OUTDOOR ELEMENTS

WOODBURY GRAY™ granite
Fire Pit, Thermal top, Split face / p.46

44 OUTDOOR ELEMENTS

A TOUCH OF STONE FOR A FINISHED LOOK.

Turn your backyard into a four-season outdoor living room with fire pits and ornamental benches. Increase value and curb appeal to front elevations with granite posts. An ideal way to add elegant lighting to driveways and walkways.



WOODBURY GRAY™ granite
Fire pit, Thermal top, Split face


FIRE PITS

Instantly create a place to entertain with a fire pit kit. Solid granite blocks are easy for both contractors and homeowners to assemble in an afternoon. Pick it up in the morning and you will be roasting s'mores by dark.

Dimensions

2-tier fire pit with ring (optional cooking grate)
48 inches outside diameter
30 inches inside diameter

Stones



1



2

1 - **WOODBURY GRAY™** granite, Thermal top, Split face
2 - **CAROLINA CORAL™** granite, Thermal top, Split face



WOODBURY GRAY™ granite
Fire pit, Thermal top, Split face




GEORGIA MARBLE - PEARL GREY™
Bench, Smooth

BENCHES

Whether it is meant for practical or ornamental use, a natural stone bench will add an interesting feature to a garden landscape in every season.

Stones	Height	Depth	Width
INDIANA LIMESTONE - FULL COLOR BLEND™	18"	48"	18"
CAROLINA CORAL™ granite	18"	48"	14"
WOODBURY GRAY™ granite	18"	48"	14"
GEORGIA MARBLE - PEARL GREY™	17"	36"	13"



- 1 - INDIANA LIMESTONE - FULL COLOR BLEND™, Smooth top, Split face
- 2 - CAROLINA CORAL™ granite, Thermal top, Split face
- 3 - WOODBURY GRAY™ granite, Thermal top, Split face
- 4 - GEORGIA MARBLE - PEARL GREY™, Smooth



WOODBURY GRAY™ granite
Lamp post, Thermal 2 sides, Rock face 2 sides
Lamp post cap, Rock face 4 sides



WOODBURY GRAY™ granite
Mailbox post, Thermal 2 sides, Split face 2 sides

LAMP POSTS

Easily installed, granite posts and caps create an elegant, durable base for lighting. Each post comes pre-drilled for wiring and ready to accept mounting hardware and your lamp fixture.

Height	Width	Length
96"	7"	7"

Lamp and rock face cap not included.

LAMP POST CAPS

Lamp post caps are rock face on four sides.

Height	Width	Length
2"	10"	10"

Stones



1 - **WOODBURY GRAY™** granite, Thermal 2 sides, Rock face 2 sides
2 - **CAROLINA CORAL™** granite, Thermal 2 sides, Rock face 2 sides
3 - **CALEDONIA™** granite, Thermal 2 sides, Rock face 2 sides

MAILBOX POSTS

Replace your unsightly mailbox post with an easy-to-install granite mailbox post to add instant curb appeal that will last a lifetime.

Height	Width	Length
84"	7"	7"

Single scroll wrought iron bracket included. Engraving not available.

Stones



1 - **WOODBURY GRAY™** granite, Thermal 2 sides, Split face 2 sides
2 - **CAROLINA CORAL™** granite, Thermal 2 sides, Split face 2 sides

INSPIRING HOMES

When it comes to natural stone, the design possibilities are endless.

Whether you are looking for landscape design inspiration for the exterior of your new home or simply dreaming about renovating your current home, we offer a wide variety of colors and finishes that will certainly inspire you and, hopefully, get you started.


Let your imagination run wild with these beautiful, featured homes.





FINISHES


When selecting stone products for your home, there are many different finishes from which you can choose. Below is an overview of the finishes offered in our Hardscapes & Masonry product line. We have also included some helpful insight into how these finishes are obtained. It is important to understand that the appearance and feel of the stone will vary from one finish to another. Depending on what is being designed, certain finishes might be less suitable, making it important to know exactly what you are looking for before settling for good.



ROCK FACE
Heavy relief, hand cut (chiseled) finish.



SPLIT FACE
Natural grain split, produced by hydraulics or wedges and shims.




SAWN (SMOOTH)
Dull, smooth finish created by wire or diamond saw. May show blade marks.




THERMAL
Slightly pebbled, non-slip finish produced by applying a high temperature flame.



SANDBLAST
Slightly pebbled, produced with abrasives under high pressure.



ANTIQUE
(cushion edge) Mottling of edges and corners with a high temperature flame.



HONED
Non-reflective dull sheen finish achieved by rubbing the stone with a series of abrasives.




BUSH-HAMMERED
A corrugated finish, with interrupted parallel markings, by using pressurized tools.

PATTERNS


Sold in sets and available in three different sizes, pattern pavers provide contractors with many more design options. Simplify your design with pre-configured layouts that will look terrific in any space.

Our three most popular linear and modular patterns can be found below. To see other available patterns, please contact your regional sales representative or visit our website at hardscapes-masonry.polycor.com.


Linear Patterns



Cambridge




Concord

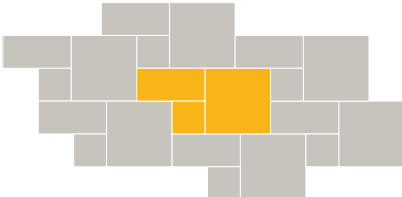


Vineyard

Modular patterns



Savannah



Charleston



Richmond



INDIANA LIMESTONE - FULL COLOR BLEND™

 Bloomington, IN, USA





GEORGIA MARBLE - PEARL GREY™

 Tate, GA, USA




WOODBURY GRAY™ granite

 Woodbury, Vermont, USA



CALEDONIA™ granite

 Rivière-à-Pierre, QC, Canada



CAROLINA CORAL™ granite

 Salisbury, NC, USA

*Also referred to as **SALISBURY PINK®** granite





POLYCOR

OUR STONE.
YOUR IDEAS.



Our hardscapes and masonry products are quarried and processed in the U.S. and Canada.

hardscapes-masonry.polycor.com



A POLYCOR INC. COMPANY