

WIRE WIZARD
WELDING PRODUCTS

POWERBALL[®]

TORCH PRODUCTS

HIGH PERFORMANCE WELDING GUNS, CONSUMABLES & CABLES



**FAMILY OWNED
AMERICAN MADE**

WELDERS CAN FEEL, HEAR & SEE THE DIFFERENCE!



**IF IT TOUCHES THE WIRE,
THE WIZARD HAS A SOLUTION!**



MIG & SAW WIRE DELIVERY EQUIPMENT

Wire Wizard® Welding Products has developed the world's largest line of wire delivery equipment for arc welding applications. Our extensive product line includes all wire delivery equipment required to get the wire from the package to the torch. Innovative products such as the Wire Guide Module® System, Wire Pilot® Feed Assist and low friction weld wire conduit and torch liners are designed to ensure smooth wire delivery for consistent welding performance. Wire delivery equipment is available for both MIG and SAW welding applications, for all types of wire packaging.



ROBOTIC MIG WELDING PERIPHERALS

Wire Wizard® offers a complete line of robotic MIG welding peripherals. Torch Wizard® Robotic Nozzle Cleaning Stations assist in maintaining welding productivity by quickly and efficiently removing spatter build-up to extend consumable life. An enclosed operating environment and high torque motor ensure efficient and reliable operation with a long service life. WizardGear™ Cable Management products provide organization and protection for lines and cables attached to robots in harsh industrial environments. The new Weld Central® Weld Process Optimization System monitors and tracks welding performance to optimize weld cell OEE.



HIGH PERFORMANCE ANTI-SPATTERS

Blue Magic® and Blue Chill® anti-spatters offer a cost effective, environmentally safe solution with superb performance even in high temperature applications. Formulated for heavy duty industrial welding applications, manufacturers around the globe trust Wire Wizard® anti-spatters to protect against spatter build-up and eliminate downtime. The biodegradable formula contains no harmful chemicals, is water soluble and contains no silicone that negatively affects paint. Drum manifold kits can dispense bulk anti-spatter (available in 5 and 55 gallon drums) to Torch Wizard® Cleaning Stations, eliminating the need to refill reservoirs.

VISIT WIRE-WIZARD.COM TO SEE OUR COMPLETE LINE OF INNOVATIVE WELDING PRODUCTS

SOLVING WELDING CHALLENGES & MANUFACTURING INNOVATIVE WELDING PRODUCTS SINCE 1985

Wire Wizard® Welding Products is recognized as the industry leader in weld wire delivery products, high performance torch products, weld cell support equipment and weld cell optimization. Since we began in 1985, we've prided ourselves on both quality and innovation. Our product lines include Wire Wizard® Wire Delivery Equipment, Blue Magic® Anti-spatter, PowerBall® Torch Products, Torch Wizard® Nozzle Cleaning Stations and WizardGear® Robot Cable Management Systems. Wire Wizard® has solutions for virtually every arc welding application, including robotic, fixed automation, semi-automatic and submerged arc welding.



ELCo Enterprises headquarters in Jackson, Michigan

TABLE OF CONTENTS


HIGH PERFORMANCE MIG WELDING GUNS.....	2
POWERBALL® FIXED AUTOMATION TORCH	5
POWERBALL® CONTACT TIPS & DIFFUSERS	7
Contact Tips	8
Diffusers	9
POWERBALL® NOZZLES & INSULATORS	10
TORCH LINERS FOR POWERBALL® MIG GUNS	12
POWERBALL® WELDING CABLE.....	14
HIGH PERFORMANCE NOZZLE CLEANING STATIONS & ANTI-SPATTER	17
POWERBALL® DIRECT REPLACEMENT SOLUTIONS	18
Slip-On Nozzles	19
Diffusers & Insulators	20
E-Power® Torch Liners	22
Robotic Torch Necks	26
TOOLS & ACCESSORIES.....	27
SHIPPING & TERMS.....	28

HIGH PERFORMANCE MIG WELDING GUNS

Utilizing our patented and proven consumable design, PowerBall® High Performance MIG Guns are engineered to provide maximum conductivity with increased consumable life. The revolutionary new gun design provides a higher amperage output than traditional air-cooled MIG welding guns, resulting in a lighter weight, energy efficient torch that can take on the toughest welding applications while reducing operating costs. Higher conductivity and energy efficiency also means less heat build-up in the gun, keeping your hands cool and reducing spatter build-up on the contact tip and nozzle.

The PowerBall® welding gun sets a new standard for GMAW performance!



- ▶ Long-life contact tips, torch liners and 2-piece nozzles reduce consumable costs
- ▶ Built tough to handle heavy duty industrial welding applications with long duty cycles
- ▶ Optimized tip geometry and reduced heat prevents spatter build-up and burn backs
- ▶ Ergonomic, durable handle and adjustable trigger with comfort grip
- ▶ Unrivalled current transfer! 300 A MIG guns excel at 300-400 A; 400 A guns at 400-500 A
- ▶ 100% duty cycle (with mixed gas) provides performance that rivals costly liquid-cooled MIG guns!
- ▶ Proudly Made in USA 

POWERBALL® CABLE

Energy efficient PowerBall® cable features consolidated copper connection points for reduced electrical resistance and consistent performance throughout service life.

SEE PAGE 14 FOR POWERBALL® WELDING CABLES





PROVEN CONSUMABLES

PowerBall® all-copper tip and diffuser design with elliptical connection for maximum conductivity. Buttress threads provide high axial force. Innovative two-piece nozzle assembly reduces consumable replacement costs.

ALL-COPPER CURRENT PATH

All-copper current path from power source to tip provides maximum conductivity with superior cooling.

FULLY REPAIRABLE

Fully repairable for increased service life and reduced long term ownership costs (part # WTP-TRK field repair kit available).

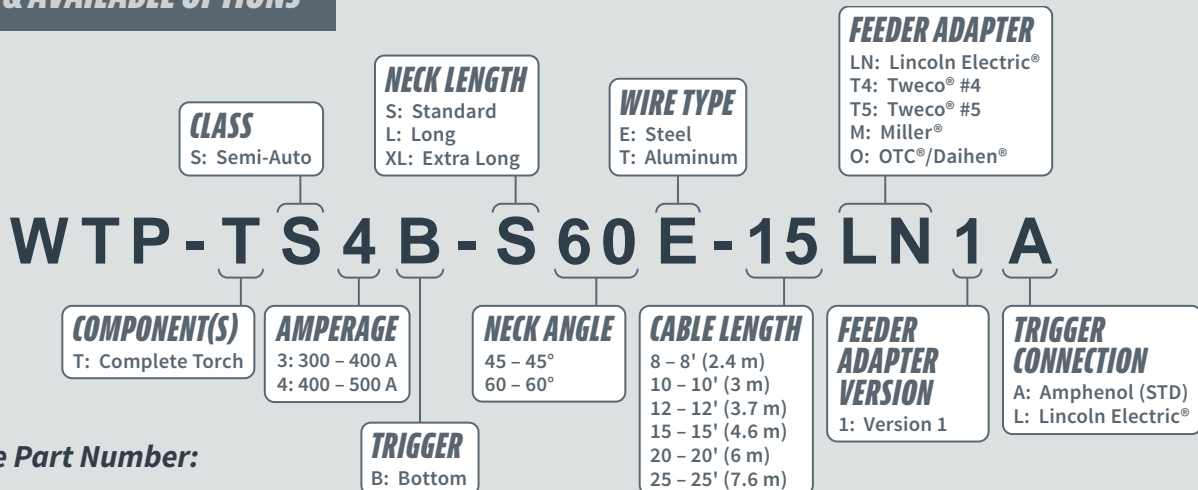
ERGONOMIC DESIGN WITH ADJUSTABLE TRIGGER

Durable handle with comfort grip and adjustable trigger pull.

AIR COOLED MIG GUN WITH
**100%
DUTY CYCLE!**

(as tested with 400 A gun
with 75/25 mixed gas at 400 A)

MIG GUN PART NUMBERING SYSTEM & AVAILABLE OPTIONS



Example Part Number:

WTP-TS3B-S45E-15T41A

Complete 300-400 A Semi-automatic MIG Gun Assembly, 45° standard neck length, for mild steel wire with 15' cable and Tweco® #4 feeder adapter and standard amphenol trigger connection.

FEEDER ADAPTER OPTIONS



STANDARD MIG GUN PACKAGE / FERROUS WIRE

All New MIG Guns for steel/ferrous wire ship with:

- ▶ WTP-ELN-2-62T-THRC and WTP-ELN-4-C
5/8" recessed heavy duty two-piece copper nozzle and insulator
- ▶ WTP-045-PB-2 0.045" (1.2 mm) contact tip (9 mm O.D.)
- ▶ E-Power® Torch Liner for 0.045-1/16" (1.2-1.6 mm) steel wire

STANDARD MIG GUN PACKAGE / NON-FERROUS WIRE

All New MIG Guns for aluminum/non-ferrous wire ship with:

- ▶ WTP-ELN-2-62T-THRC and WTP-ELN-4-C
5/8" recessed heavy duty two-piece copper nozzle and insulator
- ▶ WTP-3/64A-PB-2 3/64" (1.2 mm) contact tip (9 mm O.D.)
- ▶ E-Power® Polymer Torch Liner for 0.045-1/16" (1.2-1.6 mm) aluminum/non-ferrous wire

POWERBALL® SEMI-AUTOMATIC TORCH NECK OPTIONS


Neck Detail	Part #	Neck Length	Bend Angle	Qty/Pk
	WTP-NS-S45	Standard	45°	1
	WTP-NS-S60	Standard	60°	1

Neck Detail	Part #	Neck Length	Bend Angle	Qty/Pk
	WTP-NS-L45	Long	45°	1
	WTP-NS-L60	Long	60°	1

POWERBALL® FIXED AUTOMATION TORCH

The PowerBall® Fixed Automation Torch utilizes the same revolutionary design featured in PowerBall® Semi-automatic Torches, with an energy efficient all-copper current path. Designed for fixed mount applications such as linear or lathe welding, these heavy-duty air-cooled torches are rated for 500 Amps at 100% duty cycle. Proudly Made in USA.

- ▶ High duty cycle air-cooled design **can replace water-cooled torches** in many applications
- ▶ **All-copper current path** for optimum conductivity and cooling
- ▶ Long-life PowerBall® tips, liners and 2-piece nozzles reduce consumable costs
- ▶ **Fully repairable design** for reduced long term operating costs
- ▶ Provides **superb performance for longitudinal seam welders** when combined with the Wire Wizard® Wire Guide Module® FLEX System for smooth wire delivery
- ▶ Adjustable fixed automation mount (WTP-FAM) option available

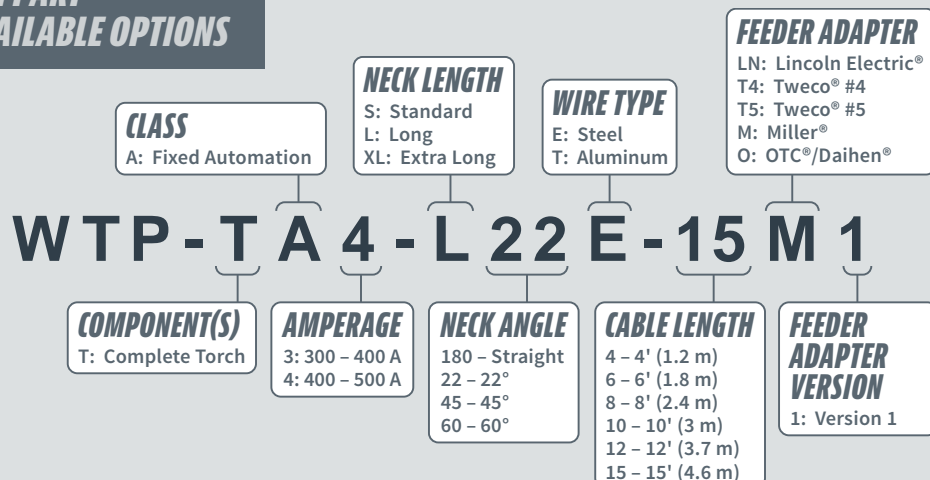


FIXED AUTOMATION TORCH PART NUMBERING SYSTEM & AVAILABLE OPTIONS

Example Part Number:

WTP-TA4-L22E-15M1

Complete 400-500 A Fixed Automation Torch Assembly, 22° long neck length, for mild steel wire with 10' cable and Tweco® #4 feeder adapter.



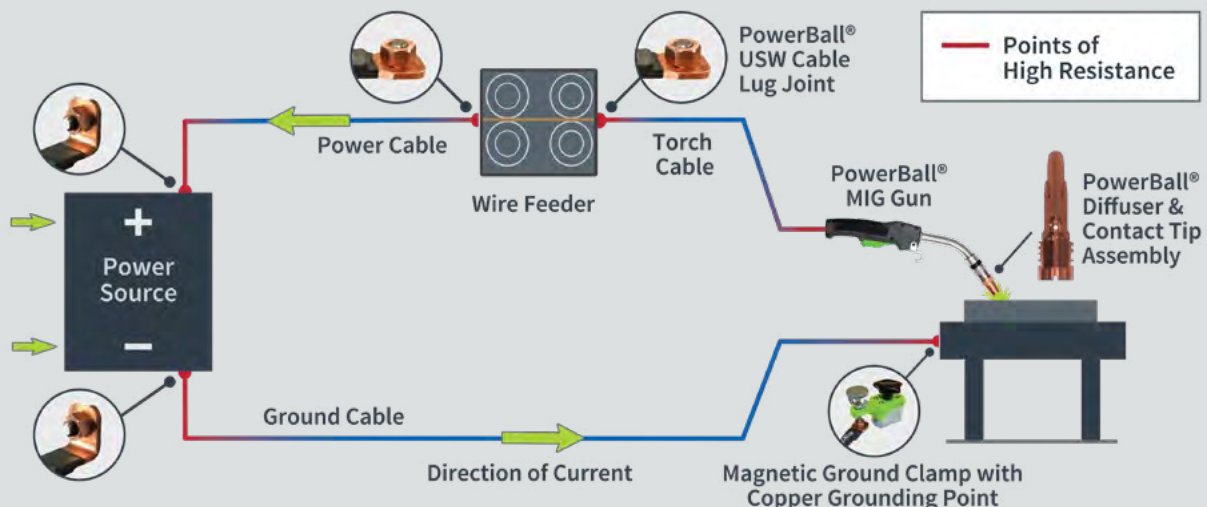
THE POWERBALL® ADVANTAGE

THESE BATTLE TESTED TIPS OUTLASTED OTHER TORCH TIPS BY AS MUCH AS 5X!

PREVIOUS TIP POWERBALL®	PREVIOUS TIP POWERBALL®	PREVIOUS TIP POWERBALL®	PREVIOUS TIP POWERBALL®
<p>APPLICATION Robotic MIG with 0.045 Steel Cored Wire. Photo shows tip condition after one shift.</p> <p>RESULTS PowerBall® Tip outlasted the previous tip by 4X; Total estimated consumable savings of over \$100,000 per year, per shift.</p>	<p>APPLICATION Robotic MIG with 0.035 Solid Steel Wire. Photo shows tip condition at change-out.</p> <p>RESULTS PowerBall® Tip ran for 200 cycles vs. 150 with the previous tip, a 33% increase in consumable life.</p>	<p>APPLICATION Robotic MIG with 0.045 Solid Steel Wire. Photo shows tip condition at change-out.</p> <p>RESULTS PowerBall® Tip outlasted the previous tip by 5X. 910 parts welded vs. only 165 parts with previous tip. Burn back issues (as shown in photo) resolved.</p>	<p>APPLICATION Semi-automatic with 0.052 Solid Steel Wire.</p> <p>RESULTS Wire ran with this PowerBall® Tip: 320 lbs (145 kg) Wire ran with previous tip: 88 lbs (40 kg).</p>

POWERBALL® OPTIMIZED GMAW SECONDARY CIRCUIT

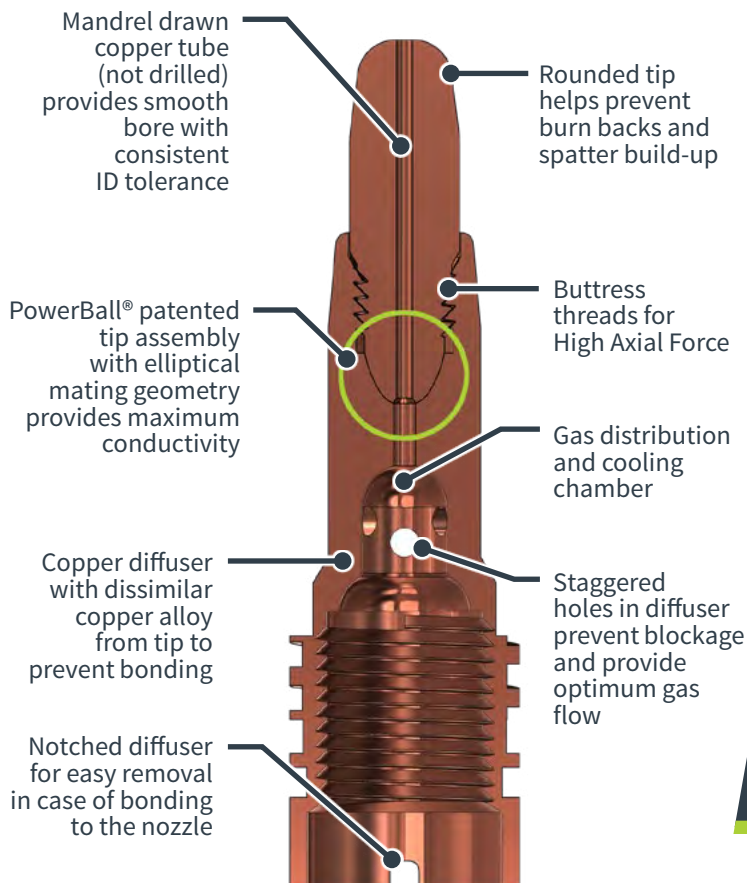

The PowerBall® all-copper current path maximizes conductivity in the GMAW secondary circuit, eliminating points of high resistance to optimize current transfer. This provides superior, consistent welding performance and longer consumable life for increased productivity and reduced operating costs.



POWERBALL® CONTACT TIPS & DIFFUSERS

PowerBall® Contact Tips and Diffusers feature an innovative design with the tip seating firmly into a smooth elliptical mating geometry within the diffuser. A copper alloy diffuser ensures an **all-copper current path for optimum conductivity and cooling**. This offers an improvement over traditional MIG gun designs since they often feature mismatched geometry and use brass components with poor conductivity. Welders can feel, hear and see the difference with PowerBall® torch consumables!

- ▶ Better conductivity creates a longer lasting, high performance tip that eliminates arc failures
- ▶ Gas distribution and cooling chamber in the diffuser provides optimum cooling and prevents gas flow turbulence
- ▶ Buttress threads provide high torque, more contact surface and better thread durability
- ▶ Optimized geometry helps prevent spatter build-up and burn backs
- ▶ Diffusers feature notch at back end for easy removal in case of bonding to the nozzle



Tip comparison after one full shift of heavy welding




PREVIOUS TIP POWERBALL®

Wire Wizard
has exceeded my expectations. If I were to design a contact tip, this is how I would do it.


— Rod Weber
Welding Engineer, Douglas Autotech

CONTACT TIPS


7 MM POWERBALL® TIPS

Tip Detail	Part #	Wire Size	Wire Type	I.D. Style	Qty/Pack
	WTP-035-PB-2-7MM	.035 (0.9 mm)	Steel	Standard	10
	WTP-035-PB-2-7MM-BULK	.035 (0.9 mm)	Steel	Standard	500
	WTP-035T-PB-2-7MM	.035 (0.9 mm)	Steel	Tight	10
	WTP-035T-PB-2-7MM-BULK	.035 (0.9 mm)	Steel	Tight	500
	WTP-040-PB-2-7MM	.040 (1.0 mm)	Steel	Standard	10
	WTP-040-PB-2-7MM-BULK	.040 (1.0 mm)	Steel	Standard	500
	WTP-040T-PB-2-7MM	.040 (1.0 mm)	Steel	Tight	10
	WTP-040T-PB-2-7MM-BULK	.040 (1.0 mm)	Steel	Tight	500
	WTP-045-PB-2-7MM	.045 (1.2 mm)	Steel	Standard	10
	WTP-045-PB-2-7MM-BULK	.045 (1.2 mm)	Steel	Standard	500
	WTP-045T-PB-2-7MM	.045 (1.2 mm)	Steel	Tight	10
	WTP-045T-PB-2-7MM-BULK	.045 (1.2 mm)	Steel	Tight	500
	WTP-052-PB-2-7MM	.052 (1.3 mm)	Steel	Standard	10
	WTP-052-PB-2-7MM-BULK	.052 (1.3 mm)	Steel	Standard	500
	WTP-062-PB-2-7MM	.062 (1.6 mm)	Steel	Standard	10
	WTP-062-PB-2-7MM-BULK	.062 (1.6 mm)	Steel	Standard	500
	WTP-3/64A-PB-2-7MM	3/64 (1.2 mm)	Aluminum	Standard	10
	WTP-3/64A-PB-2-7MM-BULK	3/64 (1.2 mm)	Aluminum	Standard	500

9 MM POWERBALL® TIPS

Tip Detail	Part #	Wire Size	Wire Type	I.D. Style	Qty/Pack
	WTP-035-PB-2	.035 (0.9 mm)	Steel	Standard	10
	WTP-035-PB-2-BULK	.035 (0.9 mm)	Steel	Standard	500
	WTP-035T-PB-2	.035 (0.9 mm)	Steel	Tight	10
	WTP-035T-PB-2-BULK	.035 (0.9 mm)	Steel	Tight	500
	WTP-040-PB-2	.040 (1.0 mm)	Steel	Standard	10
	WTP-040-PB-2-BULK	.040 (1.0 mm)	Steel	Standard	500
	WTP-040T-PB-2	.040 (1.0 mm)	Steel	Tight	10
	WTP-040T-PB-2-BULK	.040 (1.0 mm)	Steel	Tight	500
	WTP-045-PB-2	.045 (1.2 mm)	Steel	Standard	10
	WTP-045-PB-2-BULK	.045 (1.2 mm)	Steel	Standard	500
	WTP-045T-PB-2	.045 (1.2 mm)	Steel	Tight	10
	WTP-045T-PB-2-BULK	.045 (1.2 mm)	Steel	Tight	500
	WTP-052-PB-2	.052 (1.3 mm)	Steel	Standard	10
	WTP-052-PB-2-BULK	.052 (1.3 mm)	Steel	Standard	500
	WTP-062-PB-2	.062 (1.6 mm)	Steel	Standard	10
	WTP-062-PB-2-BULK	.062 (1.6 mm)	Steel	Standard	500
	WTP-3/64A-PB-2	3/64 (1.2 mm)	Aluminum	Standard	10
	WTP-3/64A-PB-2-BULK	3/64 (1.2 mm)	Aluminum	Standard	500

POWERBALL® XD CHROME ZIRCONIUM TIPS

Tip Detail	Part #	Wire Size	Wire Type	I.D. Style	Qty/Pack
	WTP-035-PB-2-XD	.035 (0.9 mm)	Steel	Standard	10
	WTP-035-PB-2-XD-BULK	.035 (0.9 mm)	Steel	Standard	500
	WTP-040-PB-2-XD	.040 (1.0mm)	Steel	Standard	10
	WTP-040-PB-2-XD-BULK	.040 (1.0mm)	Steel	Standard	500
	WTP-045-PB-2-XD	.045 (1.2mm)	Steel	Standard	10
	WTP-045-PB-2-XD-BULK	.045 (1.2mm)	Steel	Standard	500
	WTP-052-PB-2-XD	.052 (1.3mm)	Steel	Standard	10
	WTP-052-PB-2-XD-BULK	.052 (1.3mm)	Steel	Standard	500
	WTP-062-PB-2-XD	.062 (1.6mm)	Steel	Standard	10
	WTP-062-PB-2-XD-BULK	.062 (1.6mm)	Steel	Standard	500

POWERBALL® TEACH TIPS *Sold Individually*

Tip Detail	Part #	Stick-out	Tip Detail	Part #	Stick-out	Tip Detail	Part #	Stick-out
	WTP-PB-2-TT-14MM	14 mm		WTP-PB-2-TT-16MM	16 mm		WTP-PB-2-TT-19MM	19 mm

DIFFUSERS
POWERBALL® TORCH DIFFUSERS

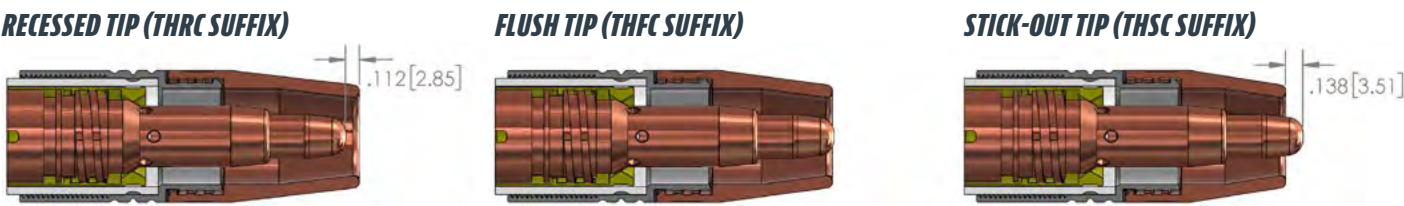
Diffuser Detail	Part #	Neck Style	Tip Outer Diameter	Compatible Insulators	Nozzle Style	Qty/Pack
	WTP-ELD-PB-1B-C-7MM	PowerBall®	7 mm	WTP-ELN-4 style	PowerBall® Thread-on	5
	WTP-ELD-PB-2C-C-7MM	PowerBall®	7 mm	For slip-on nozzles only (see page 19)	PowerBall® Slip-on	5
	WTP-ELD-PB-1B-C	PowerBall®	9 mm	WTP-ELN-4 style	PowerBall® Thread-on	5
	WTP-ELD-PB-2C-C	PowerBall®	9 mm	For slip-on nozzles only (see page 19)	PowerBall® Slip-on	5

POWERBALL® NOZZLES & INSULATORS



PowerBall® Two-Piece Torch Nozzles reduce nozzle replacement costs by only requiring replacement of the front end of the torch nozzle. The durable insulators are built tough to withstand industrial welding applications and will last through dozens of nozzle change-outs. Full size nozzles are also available in thread-on or slip-on styles, for both PowerBall® MIG Guns or as direct replacements for other MIG Guns.

NOZZLE TO TIP RELATIONSHIP




POWERBALL® 2-PIECE THREAD-ON NOZZLES *PowerBall® Insulator Required*

Nozzle Detail	Part #	Bore Diameter	Material	Geometry	Workload	Tip Relationship	Tip Compatibility	Qty/Pack
	WTP-ELN-2-50B-THRC	1/2" (12.7 mm)	Copper	Bottle Nose	Heavy Duty	Recessed	7 mm or 9 mm*	10
	WTP-ELN-2-50B-THFC	1/2" (12.7 mm)	Copper	Bottle Nose	Heavy Duty	Flush	7 mm or 9 mm*	10
	WTP-ELN-2-50B-THSC	1/2" (12.7 mm)	Copper	Bottle Nose	Heavy Duty	Stick-out	7 mm or 9 mm*	10
	WTP-ELN-2-15T-THRC	15 mm (0.6")	Copper	Tapered	Heavy Duty	Recessed	7 mm or 9 mm	10
	WTP-ELN-2-15T-THSC	15 mm (0.6")	Copper	Tapered	Heavy Duty	Stick-out	7 mm or 9 mm	10
	WTP-ELN-2-62B-THRC	5/8" (15.9 mm)	Copper	Bottle Nose	Heavy Duty	Recessed	7 mm or 9 mm	10
	WTP-ELN-2-62B-THFC	5/8" (15.9 mm)	Copper	Bottle Nose	Heavy Duty	Flush	7 mm or 9 mm	10
	WTP-ELN-2-62B-THSC	5/8" (15.9 mm)	Copper	Bottle Nose	Heavy Duty	Stick-out	7 mm or 9 mm	10
	WTP-ELN-2-62T-THRC	5/8" (15.9 mm)	Copper	Tapered	Heavy Duty	Recessed	7 mm or 9 mm	10
	WTP-ELN-2-62T-THFC	5/8" (15.9 mm)	Copper	Tapered	Heavy Duty	Flush	7 mm or 9 mm	10
	WTP-ELN-2-62T-THSC	5/8" (15.9 mm)	Copper	Tapered	Heavy Duty	Stick-out	7 mm or 9 mm	10
	WTP-ELN-2-75T-THRC	3/4" (19 mm)	Copper	Tapered	Heavy Duty	Stick-out	7 mm or 9 mm	10

* 7 mm contact tips are recommended for use with 1/2" (12.7 mm) torch nozzles and smaller

POWERBALL® INSULATORS FOR 2-PIECE NOZZLES *Order based on nozzle workload*

Nozzle Detail	Part #	Workload	Material	Diffuser Style	Qty/Pack
	WTP-ELN-4	Heavy Duty	Brass	PowerBall® Threaded Diffuser	5
	WTP-ELN-4-C	Heavy Duty	Chromed	PowerBall® Threaded Diffuser	5

POWERBALL® FULL SIZE THREAD-ON NOZZLES *For PowerBall® slip-on nozzles, see page 19*

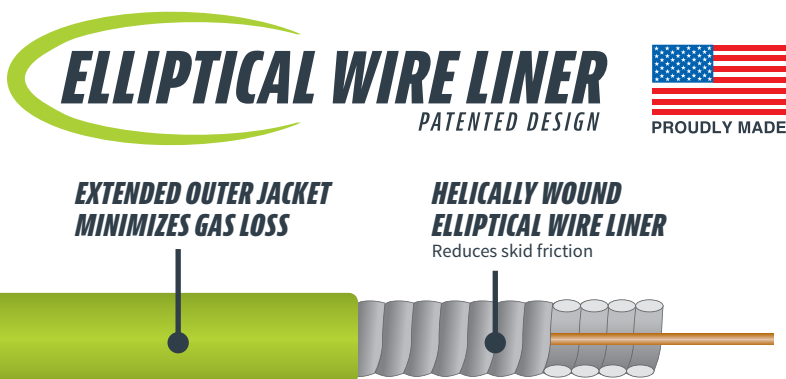
Nozzle Detail	Part #	Bore Diameter	Material	Geometry	Workload	Tip Relat.	Tip Compat.	Qty/Pack
	WTP-ELN-50B-TSRC	1/2" (12.7 mm)	Copper	Bottle Nose	Standard Duty	Recessed	7 mm or 9 mm*	10
	WTP-ELN-50B-TSSC	1/2" (12.7 mm)	Copper	Bottle Nose	Standard Duty	Stick-out	7 mm or 9 mm*	10
	WTP-ELN-50B-TSRB	1/2" (12.7 mm)	Brass	Bottle Nose	Standard Duty	Recessed	7 mm or 9 mm*	10
	WTP-ELN-50B-TSSB	1/2" (12.7 mm)	Brass	Bottle Nose	Standard Duty	Stick-out	7 mm or 9 mm*	10
	WTP-ELN-50T-TSRC	1/2" (12.7 mm)	Copper	Tapered	Standard Duty	Recessed	7 mm or 9 mm*	10
	WTP-ELN-50T-TSRB	1/2" (12.7 mm)	Brass	Tapered	Standard Duty	Recessed	7 mm or 9 mm*	10
	WTP-ELN-62B-THFC	5/8" (15.9 mm)	Copper	Bottle Nose	Heavy Duty	Flush	7 mm or 9 mm	10
	WTP-ELN-62B-THFB	5/8" (15.9 mm)	Brass	Bottle Nose	Heavy Duty	Flush	7 mm or 9 mm	10
	WTP-ELN-62T-TSRC	5/8" (15.9 mm)	Copper	Tapered	Standard Duty	Recessed	7 mm or 9 mm	10
	WTP-ELN-62T-TSSC	5/8" (15.9 mm)	Copper	Tapered	Standard Duty	Stick-out	7 mm or 9 mm	10
	WTP-ELN-62T-THRC	5/8" (15.9 mm)	Copper	Tapered	Heavy Duty	Recessed	7 mm or 9 mm	10
	WTP-ELN-62T-THFC	5/8" (15.9 mm)	Copper	Tapered	Heavy Duty	Flush	7 mm or 9 mm	10
	WTP-ELN-62T-THSC	5/8" (15.9 mm)	Copper	Tapered	Heavy Duty	Stick-out	7 mm or 9 mm	10
	WTP-ELN-62T-TSRB	5/8" (15.9 mm)	Brass	Tapered	Standard Duty	Recessed	7 mm or 9 mm	10
	WTP-ELN-62T-THRB	5/8" (15.9 mm)	Brass	Tapered	Heavy Duty	Recessed	7 mm or 9 mm	10
	WTP-ELN-62T-THFB	5/8" (15.9 mm)	Brass	Tapered	Heavy Duty	Flush	7 mm or 9 mm	10
	WTP-ELN-75T-THRC	3/4" (19 mm)	Copper	Tapered	Heavy Duty	Recessed	7 mm or 9 mm	10

* 7 mm contact tips are recommended for use with 1/2" (12.7 mm) torch nozzles and smaller

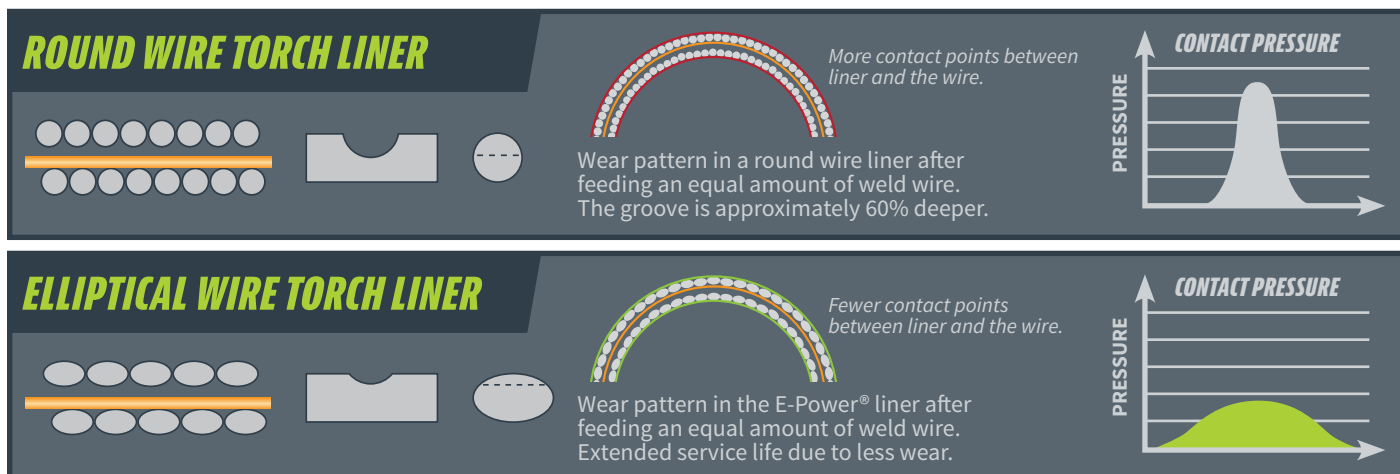
TORCH LINERS FOR POWERBALL® MIG GUNS

E-Power® Torch Liners for PowerBall® MIG Guns are designed to provide **superior feedability with low wire skid friction**. The patented spring liners are made with a helically wound elliptical wire with a proprietary coating that both **reduces friction and eliminates wire shaving**. When compared to torch liners manufactured with round or square wire, they provide a lower friction coefficient, extended life span, improved welding quality and elimination of downtime caused by wire feeding issues.

- ▶ Elliptical wire liner with proprietary coating reduces skid friction and eliminates wire shaving
- ▶ **72% LESS wire skid friction** vs. round wire liners (tested with .045 wire @ 175 IPM and 15' liner length)
- ▶ Long life due to less friction and reduced wear
- ▶ Reduces wire vibration that can cause arc failures and poor welding consistency
- ▶ Durable outer jacket extends 12" (305 mm) to minimize gas loss at back end of the torch
- ▶ Replacement liners also available for other OEM MIG guns (see pages 22 – 25)



Test results after each liner was submerged in a saltwater solution for 48 hours.



Liners for Ferrous Wire

Liner Collet Detail	Part #	Wire Size Range	Length	Liner Style
	WTP-ELL-3545-6	.035-.045 (0.9-1.2 mm)	6' (1.8 m)	Rear Load
	WTP-ELL-3545-10	.035-.045 (0.9-1.2 mm)	10' (3 m)	Rear Load
	WTP-ELL-3545-15	.035-.045 (0.9-1.2 mm)	15' (4.6 m)	Rear Load
	WTP-ELL-3545-25	.035-.045 (0.9-1.2 mm)	25' (7.6 m)	Rear Load
	WTP-ELL-45116-6	.045-1/16 (1.2-1.6 mm)	6' (1.8 m)	Rear Load
	WTP-ELL-45116-10	.045-1/16 (1.2-1.6 mm)	10' (3 m)	Rear Load
	WTP-ELL-45116-15	.045-1/16 (1.2-1.6 mm)	15' (4.6 m)	Rear Load
	WTP-ELL-45116-25	.045-1/16 (1.2-1.6 mm)	25' (7.6 m)	Rear Load
	WTP-ELL-564-6	5/64 (2 mm)	6' (1.8 m)	Rear Load
	WTP-ELL-564-10	5/64 (2 mm)	10' (3 m)	Rear Load
	WTP-ELL-564-15	5/64 (2 mm)	15' (4.6 m)	Rear Load
	WTP-ELL-564-25	5/64 (2 mm)	25' (7.6 m)	Rear Load
	WTP-ELL-332-6	3/32 (2.4 mm)	6' (1.8 m)	Rear Load
	WTP-ELL-332-10	3/32 (2.4 mm)	10' (3 m)	Rear Load
	WTP-ELL-332-15	3/32 (2.4 mm)	15' (4.6 m)	Rear Load
	WTP-ELL-332-25	3/32 (2.4 mm)	25' (7.6 m)	Rear Load
	WTP-ELL-FL-3545-6	.035-.045 (0.9-1.2 mm)	6' (1.8 m)	Front Load <i>Requires TLC-EL-FL</i>
	WTP-ELL-FL-45116-6	.045-1/16 (1.2-1.6 mm)	6' (1.8 m)	Front Load <i>Requires TLC-EL-FL</i>
	TLC-EL-FL	.035-1/16 (0.9-1.6 mm)	Sold Individually	Replacement Adapter for Front Load Liners

Bulk Liners for Ferrous Wire

Liner Collet Detail	Part #	Wire Size Range	Length	Liner Style
	WTP-3545-100B	.035-.045 (0.9-1.2 mm)	100' (30.5 m)	—
	WTP-45116-100B	.045-1/16 (1.2-1.6 mm)	100' (30.5 m)	—
	WTP-564-100B	5/64 (2 mm)	100' (30.5 m)	—

Polymer Liners for Aluminum/Non-Ferrous Wire

Liner Collet Detail	Part #	Wire Size Range	Length	Liner Style
	WTP-ELL-45116A-15	.045-1/16 (1.2-1.6 mm)	15' (4.6 m)	Rear Load, with Distance Sleeve Adapter
	WTP-ELJL-45116A	.045-1/16 (1.2-1.6 mm)	8.5" (216 mm)	Phosphorous Bronze Jump Liner <i>For use with WTP-ELL-45116A-15</i>

POWERBALL® WELDING CABLE


PowerBall® Welding Cables feature an energy efficient design with enhanced conductivity. Cable lug connections commonly used in MIG welding are often overlooked, but can offer significant improvements in both weld quality and electrical efficiency when the connections are optimized. All copper connection points with consolidated copper lug joints used in PowerBall® Cables provide superior conductivity, with over **3X less electrical resistance** at the cable joints. Stronger and more conductive cable joints provide **improved electrical stability**, **reduced heat build-up and increased service life**. Patent pending design.

- ▶ Consolidated copper connection at the cable lug joints increases energy efficiency
- ▶ Reduces the electrical resistance from 20 – 50+ micro-ohms (in traditional crimped cables), to only 7 – 10 micro-ohms
- ▶ Stronger joints result in consistent performance throughout cable service life, as well as enhanced durability
- ▶ Tough outer jacket with sealed strain relief resists spatter and abrasion and protects cables from industrial environments
- ▶ Available in 2/0, 3/0 or 4/0 in pre-cut lengths
- ▶ Rated for 600V (-50°C+105°C), SAE J1127 and RoHS compliant

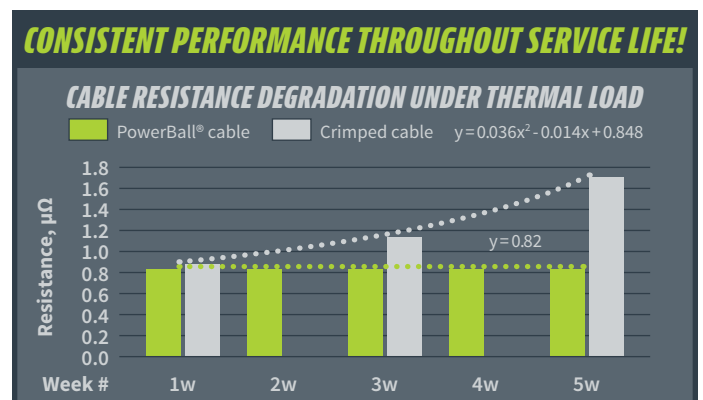
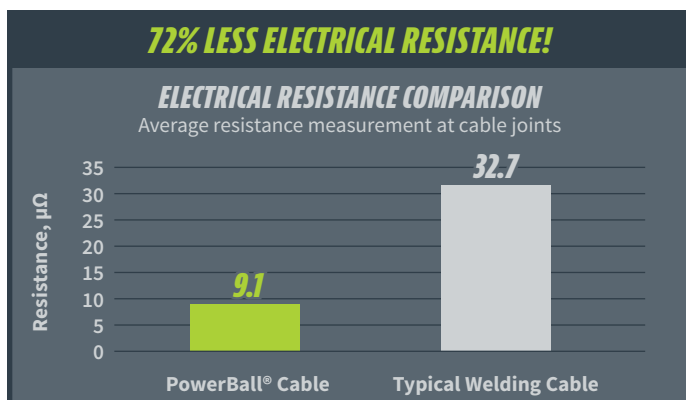
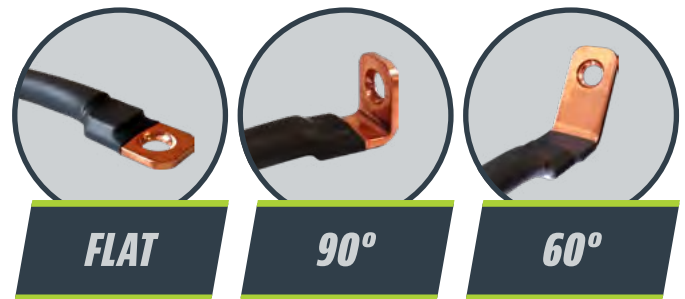


POWERBALL® vs. TRADITIONAL CRIMPED CABLE

Energy efficient PowerBall® cables feature consolidated copper connections at the lugs with fused copper strands for improved current flow and increased service life.








THREE COPPER LUG OPTIONS AVAILABLE





POWERBALL® PRE-CUT WELDING CABLE WITH CONSOLIDATED COPPER LUGS

Lug Detail	Part #	Gauge	Length	Outer Diameter	Lug #1	Lug #2
	PBC-2/0-3-L1	2/0	3' (1 m)	0.62" (15.8 mm)	Straight	Straight
	PBC-2/0-5-L1	2/0	5' (1.5 m)	0.62" (15.8 mm)	Straight	Straight
	PBC-2/0-10-L1	2/0	10' (3 m)	0.62" (15.8 mm)	Straight	Straight
	PBC-2/0-15-L1	2/0	15' (4.6 m)	0.62" (15.8 mm)	Straight	Straight
	PBC-2/0-20-L1	2/0	20' (6 m)	0.62" (15.8 mm)	Straight	Straight
	PBC-2/0-25-L1	2/0	25' (7.6 m)	0.62" (15.8 mm)	Straight	Straight
	PBC-2/0-50-L1	2/0	50' (15.2 m)	0.62" (15.8 mm)	Straight	Straight
	PBC-2/0-3-L2	2/0	3' (1 m)	0.62" (15.8 mm)	Straight	90°
	PBC-2/0-5-L2	2/0	5' (1.5 m)	0.62" (15.8 mm)	Straight	90°
	PBC-2/0-10-L2	2/0	10' (3 m)	0.62" (15.8 mm)	Straight	90°
	PBC-2/0-15-L2	2/0	15' (4.6 m)	0.62" (15.8 mm)	Straight	90°
	PBC-2/0-20-L2	2/0	20' (6 m)	0.62" (15.8 mm)	Straight	90°
	PBC-2/0-25-L2	2/0	25' (7.6 m)	0.62" (15.8 mm)	Straight	90°
	PBC-2/0-50-L2	2/0	50' (15.2 m)	0.62" (15.8 mm)	Straight	90°
	PBC-2/0-3-L3	2/0	3' (1 m)	0.62" (15.8 mm)	90°	90°
	PBC-2/0-5-L3	2/0	5' (1.5 m)	0.62" (15.8 mm)	90°	90°
	PBC-2/0-10-L3	2/0	10' (3 m)	0.62" (15.8 mm)	90°	90°
	PBC-2/0-15-L3	2/0	15' (4.6 m)	0.62" (15.8 mm)	90°	90°
	PBC-2/0-20-L3	2/0	20' (6 m)	0.62" (15.8 mm)	90°	90°
	PBC-2/0-25-L3	2/0	25' (7.6 m)	0.62" (15.8 mm)	90°	90°
	PBC-2/0-50-L3	2/0	50' (15.2 m)	0.62" (15.8 mm)	90°	90°
	PBC-2/0-3-L4	2/0	3' (1 m)	0.62" (15.8 mm)	Straight	60°
	PBC-2/0-5-L4	2/0	5' (1.5 m)	0.62" (15.8 mm)	Straight	60°
	PBC-2/0-10-L4	2/0	10' (3 m)	0.62" (15.8 mm)	Straight	60°
	PBC-2/0-15-L4	2/0	15' (4.6 m)	0.62" (15.8 mm)	Straight	60°
	PBC-2/0-20-L4	2/0	20' (6 m)	0.62" (15.8 mm)	Straight	60°
	PBC-2/0-25-L4	2/0	25' (7.6 m)	0.62" (15.8 mm)	Straight	60°
	PBC-2/0-50-L4	2/0	50' (15.2 m)	0.62" (15.8 mm)	Straight	60°
	PBC-3/0-3-L1	3/0	3' (1 m)	0.68" (17.1 mm)	Straight	Straight
	PBC-3/0-5-L1	3/0	5' (1.5 m)	0.68" (17.1 mm)	Straight	Straight
	PBC-3/0-10-L1	3/0	10' (3 m)	0.68" (17.1 mm)	Straight	Straight
	PBC-3/0-15-L1	3/0	15' (4.6 m)	0.68" (17.1 mm)	Straight	Straight
	PBC-3/0-20-L1	3/0	20' (6 m)	0.68" (17.1 mm)	Straight	Straight
	PBC-3/0-25-L1	3/0	25' (7.6 m)	0.68" (17.1 mm)	Straight	Straight
	PBC-3/0-50-L1	3/0	50' (15.2 m)	0.68" (17.1 mm)	Straight	Straight
	PBC-3/0-3-L2	3/0	3' (1 m)	0.68" (17.1 mm)	Straight	90°
	PBC-3/0-5-L2	3/0	5' (1.5 m)	0.68" (17.1 mm)	Straight	90°
	PBC-3/0-10-L2	3/0	10' (3 m)	0.68" (17.1 mm)	Straight	90°
	PBC-3/0-15-L2	3/0	15' (4.6 m)	0.68" (17.1 mm)	Straight	90°
	PBC-3/0-20-L2	3/0	20' (6 m)	0.68" (17.1 mm)	Straight	90°
	PBC-3/0-25-L2	3/0	25' (7.6 m)	0.68" (17.1 mm)	Straight	90°
	PBC-3/0-50-L2	3/0	50' (15.2 m)	0.68" (17.1 mm)	Straight	90°
	PBC-3/0-3-L3	3/0	3' (1 m)	0.68" (17.1 mm)	90°	90°
	PBC-3/0-5-L3	3/0	5' (1.5 m)	0.68" (17.1 mm)	90°	90°
	PBC-3/0-10-L3	3/0	10' (3 m)	0.68" (17.1 mm)	90°	90°
	PBC-3/0-15-L3	3/0	15' (4.6 m)	0.68" (17.1 mm)	90°	90°
	PBC-3/0-20-L3	3/0	20' (6 m)	0.68" (17.1 mm)	90°	90°
	PBC-3/0-25-L3	3/0	25' (7.6 m)	0.68" (17.1 mm)	90°	90°
	PBC-3/0-50-L3	3/0	50' (15.2 m)	0.68" (17.1 mm)	90°	90°

Lug Detail	Part #	Gauge	Length	Outer Diameter	Lug #1	Lug #2
	PBC-3/0-3-L4	3/0	3' (1 m)	0.68" (17.1 mm)	Straight	60°
	PBC-3/0-5-L4	3/0	5' (1.5 m)	0.68" (17.1 mm)	Straight	60°
	PBC-3/0-10-L4	3/0	10' (3 m)	0.68" (17.1 mm)	Straight	60°
	PBC-3/0-15-L4	3/0	15' (4.6 m)	0.68" (17.1 mm)	Straight	60°
	PBC-3/0-20-L4	3/0	20' (6 m)	0.68" (17.1 mm)	Straight	60°
	PBC-3/0-25-L4	3/0	25' (7.6 m)	0.68" (17.1 mm)	Straight	60°
	PBC-3/0-50-L4	3/0	50' (15.2 m)	0.68" (17.1 mm)	Straight	60°
	PBC-4/0-3-L1	4/0	3' (1 m)	0.75" (19 mm)	Straight	Straight
	PBC-4/0-5-L1	4/0	5' (1.5 m)	0.75" (19 mm)	Straight	Straight
	PBC-4/0-10-L1	4/0	10' (3 m)	0.75" (19 mm)	Straight	Straight
	PBC-4/0-15-L1	4/0	15' (4.6 m)	0.75" (19 mm)	Straight	Straight
	PBC-4/0-20-L1	4/0	20' (6 m)	0.75" (19 mm)	Straight	Straight
	PBC-4/0-25-L1	4/0	25' (7.6 m)	0.75" (19 mm)	Straight	Straight
	PBC-4/0-50-L1	4/0	50' (15.2 m)	0.75" (19 mm)	Straight	Straight
	PBC-4/0-3-L2	4/0	3' (1 m)	0.75" (19 mm)	Straight	90°
	PBC-4/0-5-L2	4/0	5' (1.5 m)	0.75" (19 mm)	Straight	90°
	PBC-4/0-10-L2	4/0	10' (3 m)	0.75" (19 mm)	Straight	90°
	PBC-4/0-15-L2	4/0	15' (4.6 m)	0.75" (19 mm)	Straight	90°
	PBC-4/0-20-L2	4/0	20' (6 m)	0.75" (19 mm)	Straight	90°
	PBC-4/0-25-L2	4/0	25' (7.6 m)	0.75" (19 mm)	Straight	90°
	PBC-4/0-50-L2	4/0	50' (15.2 m)	0.75" (19 mm)	Straight	90°
	PBC-4/0-3-L3	4/0	3' (1 m)	0.75" (19 mm)	90°	90°
	PBC-4/0-5-L3	4/0	5' (1.5 m)	0.75" (19 mm)	90°	90°
	PBC-4/0-10-L3	4/0	10' (3 m)	0.75" (19 mm)	90°	90°
	PBC-4/0-15-L3	4/0	15' (4.6 m)	0.75" (19 mm)	90°	90°
	PBC-4/0-20-L3	4/0	20' (6 m)	0.75" (19 mm)	90°	90°
	PBC-4/0-25-L3	4/0	25' (7.6 m)	0.75" (19 mm)	90°	90°
	PBC-4/0-50-L3	4/0	50' (15.2 m)	0.75" (19 mm)	90°	90°
	PBC-4/0-3-L4	4/0	3' (1 m)	0.75" (19 mm)	Straight	60°
	PBC-4/0-5-L4	4/0	5' (1.5 m)	0.75" (19 mm)	Straight	60°
	PBC-4/0-10-L4	4/0	10' (3 m)	0.75" (19 mm)	Straight	60°
	PBC-4/0-15-L4	4/0	15' (4.6 m)	0.75" (19 mm)	Straight	60°
	PBC-4/0-20-L4	4/0	20' (6 m)	0.75" (19 mm)	Straight	60°
	PBC-4/0-25-L4	4/0	25' (7.6 m)	0.75" (19 mm)	Straight	60°
	PBC-4/0-50-L4	4/0	50' (15.2 m)	0.75" (19 mm)	Straight	60°

COPPER WASHERS & NUTS FOR POWERBALL® CABLES

Part Detail	Part #	Description	Threads	Qty/Pack
	PBC-W-1	PowerBall® Copper Washer (2 washers included with each cable)	—	10
	PBC-N-1	PowerBall® Copper Nut	1/2 - 13	1
	PBC-N-5	PowerBall® Copper Nut	M12 x 1.75	1

HIGH PERFORMANCE NOZZLE CLEANING STATIONS & ANTI-SPATTER

THE SELF-CLEANING WORKHORSE

Torch Wizard® Automatic Robotic Nozzle Cleaning Stations assist in maintaining quality and productivity in MIG welding cells by quickly and efficiently removing spatter build-up in the gas nozzle. The SC models feature a self-cleaning air blast to clean spatter and other debris from the blade and air motor. Anti-spatter is applied evenly to the nozzle and tip through an isolated compartment, eliminating wet debris build-up on the reamer blade and motor. Two year warranty with exclusive use of Blue Magic®/Blue Chill® anti-spatter.

- ▶ Extends torch consumable life by removing spatter build-up
- ▶ Self-cleaning models feature integrated air blast for automated cleaning of spatter and debris, reducing downtime for maintenance
- ▶ Multi-station bulk anti-spatter dispensing ability (standard)
- ▶ No circuit boards and fewer moving parts means more reliable operation and lower maintenance costs
- ▶ High torque motor prevents stalls, reducing downtime
- ▶ Enclosed operating environment keeps weld cell clean
- ▶ Ethernet capable (with option)
- ▶ TiN coated reamer blades offer efficiency and longevity
- ▶ Wire Cutters and additional accessories available



Torch Wizard® Robotic Nozzle Cleaning Station
EL-NCS-AC-20-SC

With optional evacuation chute and TCP mount



Anti-Spatter

Air Blast

Interior View

BLUE MAGIC® & TORCH WIZARD® CLEANING STATIONS – A WINNING COMBINATION!


A cost effective, environmentally safe product, this new generation of anti-spatter provides superb performance even in high temperature applications. Biodegradable formula contains no harmful chemicals and is noncombustible. And, because it contains one of the lowest water contents available, **you get protection, not water.**

- ▶ **Protects against spatter build-up and char residue**
- ▶ Keeps clean-ups to a minimum
- ▶ **Contains no silicone** — easily painted over
- ▶ Neutral pH level inhibits multi-metal corrosion
- ▶ Will not evaporate, keeping lines and nozzles clog-free
- ▶ **Available in concentrated form in 5 gallon buckets or 1 liter bottles**



VISIT WIRE-WIZARD.COM TO SEE OUR FULL LINE OF NOZZLE CLEANING STATIONS, ANTI-SPATTER AND ACCESSORIES

***POWERBALL® DIRECT
REPLACEMENT SOLUTIONS***















REPLACEMENT SOLUTIONS

SLIP-ON NOZZLES



PowerBall® Slip-on Torch Nozzles are designed to fit both PowerBall® MIG Welding Guns and also fit as direct replacements for Tregaskiss® MIG Guns. Slip-on nozzles provide a secure fit over the diffuser and reduce time for nozzle change-out.

SLIP-ON NOZZLES FOR POWERBALL® OR TREGASKISS® MIG GUNS

Nozzle Detail	Part #	Bore Diameter	Material	Geometry	Workload	Tip Relat.	Tip Compat.	Qty/Pack
	WTP-TRN-401-40-38	3/8" (9.5 mm)	Brass	Bottle Nose	Standard Duty	1/16" Recessed	7 mm	10
	WTP-TRN-401-4-38	3/8" (9.5 mm)	Copper	Tapered	Standard Duty	Flush	7 mm	10
	WTP-TRN-401-48-50	1/2" (12.7 mm)	Brass	Bottle Nose	Standard Duty	Stick-out	7 mm or 9 mm*	10
	WTP-TRN-401-42-50	1/2" (12.7 mm)	Copper	Bottle Nose	Standard Duty	Recessed	7 mm or 9 mm*	10
	WTP-TRN-401-4-50	1/2" (12.7 mm)	Copper	Tapered	Standard Duty	Recessed	7 mm or 9 mm*	10
	WTP-TRN-401-48-62	5/8" (15.9 mm)	Copper	Bottle Nose	Standard Duty	Flush	7 mm or 9 mm	10
	WTP-TRN-401-49-62	5/8" (15.9 mm)	Copper	Bottle Nose	Standard Duty	Stick-out	7 mm or 9 mm	10
	WTP-TRN-401-4-62	5/8" (15.9 mm)	Copper	Tapered	Standard Duty	Recessed	7 mm or 9 mm	10
	WTP-TRN-401-8-62	5/8" (15.9 mm)	Copper	Tapered	Standard Duty	Stick-out	7 mm or 9 mm	10
	WTP-TRN-401-71-62	5/8" (15.9 mm)	Brass	Tapered	Heavy Duty	Recessed	7 mm or 9 mm	10
	WTP-TRN-401-6-62	5/8" (15.9 mm)	Copper	Tapered	Heavy Duty	Recessed	7 mm or 9 mm	10
	WTP-TRN-401-81-62	5/8" (15.9 mm)	Copper	Tapered	Heavy Duty	Stick-out	7 mm or 9 mm	10

* 7 mm contact tips are recommended for use with 1/2" (12.7 mm) torch nozzles and smaller

REPLACEMENT SOLUTIONS

DIFFUSERS & INSULATORS



Replacement diffusers and insulators allow the use of high performance PowerBall® Torch Consumables with other select MIG gun brands. Utilize the patented PowerBall® design to improve conductivity and welding performance on your existing torch. Boost the power of your torch with PowerBall® Consumables!

BINZEL® TORCH NECK DIFFUSERS

Diffuser Detail	Part #	Neck Style	Tip Outer Diameter	Nozzle Style	Qty/Pack
	WTP-BZD-PB-2-C	Binzel® ABIROB® A500 Nozzle Threads on Neck	9 mm	Threaded on Neck M14 x 1mm I.D. Thread Use WTP-ELN-11 insulator for 2-piece nozzles	5

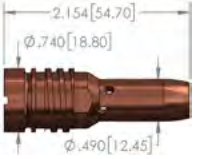
FRONIUS® TORCH NECK DIFFUSERS

Diffuser Detail	Part #	Neck Style	Tip Outer Diameter	Nozzle Style	Qty/Pack
	WTP-FRD-PB-1C-C	Fronius® with Nozzle Threads on Neck	9 mm	Threaded on Neck Use Fronius® style PowerBall® insulator for 2-piece nozzles	5
	WTP-FRD-PB-3	Fronius® with Nozzle Threads on Neck	9 mm	Threaded on Neck Use Fronius® style PowerBall® insulator for 2-piece nozzles	5
	WTP-FRD-PB-4	Fronius® with Nozzle Threads on Neck	9 mm	Threaded on Neck Use Fronius® style PowerBall® insulator for 2-piece nozzles	5
	WTP-FRD-PB-5	Fronius® with Nozzle Threads on Neck	9 mm	Threaded on Neck Use Fronius® style PowerBall® insulator for 2-piece nozzles	5

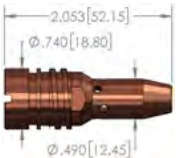

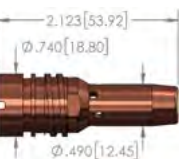

INSULATORS FOR POWERBALL® 2 PIECE NOZZLES

Insulator Detail	Part #	Workload	Material	Diffuser Style	Qty/Pack
	WTP-ELN-8	Heavy Duty	Brass	Fronius® MTB 4001 G threads onto Fronius® neck with 24 mm diameter threads	5
	WTP-ELN-11	Heavy Duty	Brass	Binzel Abirob® Neck with PowerBall® Threaded Diffuser	5

LINCOLN ELECTRIC® TORCH NECK DIFFUSERS

Diffuser Detail	Part #	Neck Style	Tip Outer Diameter	Compatible Insulators	Nozzle Style	Qty/Pack
	WTP-ELD-PB-10-C	Lincoln Electric®	9 mm	WTP-ELN-4 style	PowerBall® Thread-on	5

TREGASKISS®/SKS® TORCH NECK DIFFUSERS

Diffuser Detail	Part #	Neck Style	Tip Outer Diameter	Compatible Insulators	Nozzle Style	Qty/Pack
	WTP-TRD-E-PB-1C-C-7MM	Tregaskiss®/SKS®	7 mm	WTP-ELN-4 style	PowerBall® Thread-on	5
	WTP-TRD-PB-2C-C-7MM	Tregaskiss®/SKS®	7 mm	For slip-on nozzles only (see page 19)	PowerBall® Slip-on	5
	WTP-TRD-E-PB-1C-C	Tregaskiss®/SKS®	9 mm	WTP-ELN-4 style	PowerBall® Thread-on	5
	WTP-TRD-PB-2C-C	Tregaskiss®/SKS®	9 mm	For slip-on nozzles only (see page 19)	PowerBall® Slip-on	5

REPLACEMENT SOLUTIONS

E-POWER® TORCH LINERS



E-Power® Torch Liners provide a simple and cost-effective way of boosting the performance of existing robotic and semi-automatic MIG Guns. By reducing wire skid friction, wire vibration and wire shaving, they can provide instant results with **improved welding quality, consistency and smoother wire delivery.**

AMERICAN WELDQUIP® REPLACEMENT LINERS

Liners for Ferrous Wire

Liner Collet Detail	Part #	Wire Size Range	Length	Liner Style	OEM Part #'s
	WTP-AWL-3545-6	.035-.045 (0.9-1.2 mm)	6' (1.8 m)	Rear Load	75006222T
	WTP-AWL-3545-10	.035-.045 (0.9-1.2 mm)	10' (3 m)	Rear Load	75010222T
	WTP-AWL-3545-15	.035-.045 (0.9-1.2 mm)	15' (4.6 m)	Rear Load	75015222T
	WTP-AWL-45116-6	.045-1/16 (1.2-1.6 mm)	6' (1.8 m)	Rear Load	75006228T
	WTP-AWL-45116-15	.045-1/16 (1.2-1.6 mm)	15' (4.6 m)	Rear Load	75010228T
	WTP-AWL-45116-25	.045-1/16 (1.2-1.6 mm)	25' (7.6 m)	Rear Load	75015228T

BINZEL® REPLACEMENT LINERS

Liners for Ferrous Wire

Liner Collet Detail	Part #	Wire Size Range	Length	Liner Style	OEM Part #'s
	WTP-BZL-3545-1.3	.035-.045 (0.9-1.2 mm)	15" (381 mm)	Rear Load	
	WTP-BZL-3545-6	.035-.045 (0.9-1.2 mm)	6' (1.8 m)	Rear Load (no jacket)	
	WTP-BZL-3545-10	.035-.045 (0.9-1.2 mm)	10' (3 m)	Rear Load	
	WTP-BZL-3545-15	.035-.045 (0.9-1.2 mm)	15' (4.6 m)	Rear Load	
	WTP-BZL-3545-25	.035-.045 (0.9-1.2 mm)	25' (7.6 m)	Rear Load	
	WTP-BZL-45116-6	.045-1/16 (1.2-1.6 mm)	6' (1.8 m)	Rear Load (no jacket)	
	WTP-BZL-45116-10	.045-1/16 (1.2-1.6 mm)	10' (3 m)	Rear Load	
	WTP-BZL-45116-15	.045-1/16 (1.2-1.6 mm)	15' (4.6 m)	Rear Load	
	WTP-BZL-45116-25	.045-1/16 (1.2-1.6 mm)	25' (7.6 m)	Rear Load	
	WTP-BZL-332-6	3/32 (2.4 mm)	6' (1.8 m)	Rear Load	
	WTP-BZL-332-10	3/32 (2.4 mm)	10' (3 m)	Rear Load	
	WTP-BZL-332-15	3/32 (2.4 mm)	15' (4.6 m)	Rear Load	
	WTP-BZL-3545-6-1	.035-.045 (0.9-1.2 mm)	6' (1.8 m)	Rear Load (6" liner stick-out)	
	WTP-BZL-3545-17-1	.035-.045 (0.9-1.2 mm)	17' (5.2 m)	Rear Load (6" liner stick-out)	
	WTP-BZL-45116-6-1	.045-1/16 (1.2-1.6 mm)	6' (1.8 m)	Rear Load (6" liner stick-out)	
	WTP-BZL-45116-17-1	.045-1/16 (1.2-1.6 mm)	17' (5.2 m)	Rear Load (6" liner stick-out)	
	WTP-BZJL-3545	.035-.045 (0.9-1.2 mm)	14.5" (368 mm)	Jump Liner	
	WTP-BZJL-45116	.045-1/16 (1.2-1.6 mm)	14.5" (368 mm)	Jump Liner	
	WTP-BZJL-45116-3	.045-1/16 (1.2-1.6 mm)	11" (279 mm)	Jump Liner	
	WTP-BZJL-3545-1	.035-.045 (0.9-1.2 mm)	10.25" (260 mm)	Jump Liner	
	WTP-BZJL-45116-1	.045-1/16 (1.2-1.6 mm)	10.25" (260 mm)	Jump Liner	
	WTP-BZJL-45116-2	.045-1/16 (1.2-1.6 mm)	7.75" (197 mm)	Jump Liner (no jacket)	

Please inspect and verify your Binzel® collet design prior to ordering

Please inspect and verify all torch liner collet designs prior to ordering.

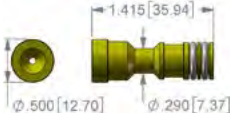
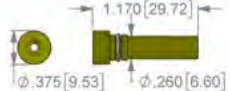
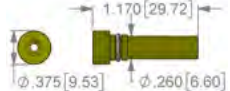
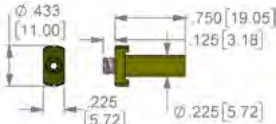
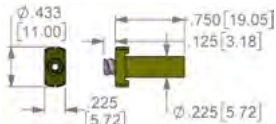

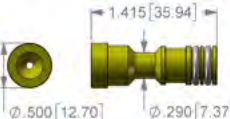
FRONIUS® REPLACEMENT LINERS

Liners for Ferrous Wire

Liner Collet Detail	Part #	Wire Size Range	Length	Liner Style	OEM Part #'s
	WTP-ELL-FL-3545-6	.035-.045 (0.9-1.2 mm)	6' (1.8 m)	Front Load Requires TLC- FR-FL	—
	WTP-ELL-FL-45116-6	.045-1/16 (1.2-1.6 mm)	6' (1.8 m)	Front Load Requires TLC- FR-FL	—
	TLC-FR-FL	.035-1/16 (0.9-1.6 mm)	Sold Individually	Adapter for Fronius® Front Load Liners	Fronius® Style Collet

LINCOLN ELECTRIC® REPLACEMENT LINERS

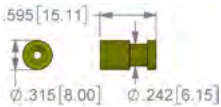
Liners for Ferrous Wire

Liner Collet Detail	Part #	Wire Size Range	Length	Liner Style	OEM Part #'s
	WTP-TWL-3545-6	.035-.045 (0.9-1.2 mm)	6' (1.8 m)	Rear Load	KP45-3545-6
	WTP-TWL-3545-10	.035-.045 (0.9-1.2 mm)	10' (3 m)	Rear Load	KP45-3545-15 (15')
	WTP-TWL-3545-15	.035-.045 (0.9-1.2 mm)	15' (4.6 m)	Rear Load	KP45-3545-15
	WTP-TWL-3545-25	.035-.045 (0.9-1.2 mm)	25' (7.6 m)	Rear Load	KP45-3545-25
	WTP-TWL-45116-4.5	.045-1/16 (1.2-1.6 mm)	4.5' (1.4 m)	Rear Load	N/A
	WTP-TWL-45116-6	.045-1/16 (1.2-1.6 mm)	6' (1.8 m)	Rear Load	N/A
	WTP-TWL-45116-10	.045-1/16 (1.2-1.6 mm)	10' (3 m)	Rear Load	KP45-116-15 (15')
	WTP-TWL-45116-15	.045-1/16 (1.2-1.6 mm)	15' (4.6 m)	Rear Load	KP45-116-15
	WTP-TWL-45116-25	.045-1/16 (1.2-1.6 mm)	25' (7.6 m)	Rear Load	KP45-116-25
	WTP-TWL-564-6	5/64 (2 mm)	6' (1.8 m)	Rear Load	N/A
	WTP-TWL-564-10	5/64 (2 mm)	10' (3 m)	Rear Load	KP45H-332-15 (15')
	WTP-TWL-564-15	5/64 (2 mm)	15' (4.6 m)	Rear Load	KP45H-332-15
	WTP-TWL-564-25	5/64 (2 mm)	25' (7.6 m)	Rear Load	KP45H-332-25
	WTP-TWL-332-6	3/32 (2.4 mm)	6' (1.8 m)	Rear Load	N/A
	WTP-TWL-332-10	3/32 (2.4 mm)	10' (3 m)	Rear Load	KP45H-332-15 (15')
	WTP-TWL-332-15	3/32 (2.4 mm)	15' (4.6 m)	Rear Load	KP45H-332-15
	WTP-TWL-332-25	3/32 (2.4 mm)	25' (7.6 m)	Rear Load	KP45H-332-25
	WTP-TWL-3545-6-S4	.035-.045 (0.9-1.2 mm)	6' (1.8 m)	Rear Load	N/A
	WTP-TWL-3545-15-S4	.035-.045 (0.9-1.2 mm)	15' (4.6 m)	Rear Load	KP44-3545-15
	WTP-TWL-3545-25-S4	.035-.045 (0.9-1.2 mm)	25' (7.6 m)	Rear Load	KP44-3545-25
	WTP-TWL-45116-15-S4	.045-1/16 (1.2-1.6 mm)	15' (4.6 m)	Rear Load	KP44-116-15
	WTP-TWL-45116-25-S4	.045-1/16 (1.2-1.6 mm)	25' (7.6 m)	Rear Load	KP44-116-25
	WTP-TWL-564-15-S4	5/64 (2 mm)	15' (4.6 m)	Rear Load	KP44-564-15
	WTP-TWL-564-25-S4	5/64 (2 mm)	25' (7.6 m)	Rear Load	KP44-564-25
	WTP-LNJL-3545	.035-.045 (0.9-1.2 mm)	13.25" (337 mm)	Jump Liner (1/4" liner stick-out)	KP3364-1
	WTP-LNJL-45116	.045-1/16 (1.2-1.6 mm)	13.25" (337 mm)	Jump Liner (1/4" liner stick-out)	KP3364-2
	WTP-LNJL-3545-1	.035-.045 (0.9-1.2 mm)	13.25" (337 mm)	Jump Liner	N/A
	WTP-LNJL-45116-1	.045-1/16 (1.2-1.6 mm)	13.25" (337 mm)	Jump Liner	N/A
	WTP-ELL-FL-3545-6	.035-.045 (0.9-1.2 mm)	6' (1.8 m)	Front Load Requires TLC-LN-FL	—
	WTP-ELL-FL-45116-6	.045-1/16 (1.2-1.6 mm)	6' (1.8 m)	Front Load Requires TLC-LN-FL	—
	TLC-LN-FL	.035-1/16 (0.9-1.6 mm)	Sold Individually	Adapter for Lincoln Electric® Front Load Liners	KP45 Style Collet

Please inspect and verify all torch liner collet designs prior to ordering.

OTC® REPLACEMENT LINERS

Liners for Ferrous Wire

Liner Collet Detail	Part #	Wire Size Range	Length	Liner Style	OEM Part #'s
	WTP-OTL-3545-6	.035-.045 (0.9-1.2 mm)	6' (1.8 m)	Rear Load	N/A
	WTP-OTL-3545-10	.035-.045 (0.9-1.2 mm)	10' (3 m)	Rear Load	U4170H02
	WTP-OTL-3545-15	.035-.045 (0.9-1.2 mm)	15' (4.6 m)	Rear Load	U4535G01
	WTP-OTL-45116-6	.045-1/16 (1.2-1.6 mm)	6' (1.8 m)	Rear Load	N/A
	WTP-OTL-45116-10	.045-1/16 (1.2-1.6 mm)	10' (3 m)	Rear Load	U4173G04
	WTP-OTL-45116-15	.045-1/16 (1.2-1.6 mm)	15' (4.6 m)	Rear Load	U4537G01 U4573G01 (OTC .052)

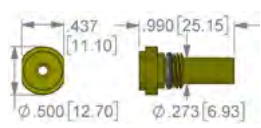

PANASONIC® REPLACEMENT LINERS

Liners for Ferrous Wire

Liner Collet Detail	Part #	Wire Size Range	Length	Liner Style	OEM Part #'s
	WTP-PNL-3545-6	.035-.045 (0.9-1.2 mm)	6' (1.8 m)	Rear Load	S091, S121
	WTP-PNL-3545-10	.035-.045 (0.9-1.2 mm)	10' (3 m)	Rear Load	TDT-00279 (S091) TDT-00262 (S121)
	WTP-PNL-3545-15	.035-.045 (0.9-1.2 mm)	15' (4.6 m)	Rear Load	TDT-00280 (S091) TDT-00265 (S121)
	WTP-PNL-45116-6	.045-1/16 (1.2-1.6 mm)	6' (1.8 m)	Rear Load	S121, S161
	WTP-PNL-45116-10	.045-1/16 (1.2-1.6 mm)	10' (3 m)	Rear Load	TDT-00262 (S121) TDT-00263 (S161)
	WTP-PNL-45116-15	.045-1/16 (1.2-1.6 mm)	15' (4.6 m)	Rear Load	TDT-00265 (S121) TDT-00267 (S161)
	WTP-PNJL-3545-1	.035-.045 (0.9-1.2 mm)	16" (406 mm)	Jump Liner	N/A
	WTP-PNJL-45116-1	.045-1/16 (1.2-1.6 mm)	16" (406 mm)	Jump Liner	N/A

TREGASKISS®/BERNARD® REPLACEMENT LINERS

Liners for Ferrous Wire

Liner Collet Detail	Part #	Wire Size Range	Length	Liner Style	OEM Part #'s
	WTP-TRBRL-3545-6	.035-.045 (0.9-1.2 mm)	6' (1.8 m)	Rear Load	415-30-6, 415-35-6
	WTP-TRBRL-3545-10	.035-.045 (0.9-1.2 mm)	10' (3 m)	Rear Load	415-35-10
	WTP-TRBRL-3545-15	.035-.045 (0.9-1.2 mm)	15' (4.6 m)	Rear Load	415-30-15, 415-35-15, L3A-15, 44115
	WTP-TRBRL-3545-25	.035-.045 (0.9-1.2 mm)	25' (7.6 m)	Rear Load	415-30-25, 415-35-25, L3A-25, 44125
	WTP-TRBRL-45116-6	.045-1/16 (1.2-1.6 mm)	6' (1.8 m)	Rear Load	415-116-6
	WTP-TRBRL-45116-10	.045-1/16 (1.2-1.6 mm)	10' (3 m)	Rear Load	415-116-10, 44210
	WTP-TRBRL-45116-15	.045-1/16 (1.2-1.6 mm)	15' (4.6 m)	Rear Load	415-116-15, L4A-15, 44215
	WTP-TRBRL-45116-25	.045-1/16 (1.2-1.6 mm)	25' (7.6 m)	Rear Load	415-116-25, L4A-25, 44225
	WTP-TRBRL-564-6	5/64 (2 mm)	6' (1.8 m)	Rear Load	415-564-6 (D-Wound)
	WTP-TRBRL-564-10	5/64 (2 mm)	10' (3 m)	Rear Load	415-564-10 (D-Wound)
	WTP-TRBRL-564-15	5/64 (2 mm)	15' (4.6 m)	Rear Load	415-564-15 (D-Wound), L6A-15, 1920356
	WTP-TRBRL-564-25	5/64 (2 mm)	25' (7.6 m)	Rear Load	415-564-25 (D-Wound), L6A-25, 1920357
	WTP-TRBRL-332-6	3/32 (2.4 mm)	6' (1.8 m)	Rear Load	415-332-6 (Flat Wound)
	WTP-TRBRL-332-10	3/32 (2.4 mm)	10' (3 m)	Rear Load	415-332-10 (Flat Wound)
	WTP-TRBRL-332-15	3/32 (2.4 mm)	15' (4.6 m)	Rear Load	415-332-15 (Flat Wound), L7A-15, 45415
	WTP-TRBRL-332-25	3/32 (2.4 mm)	25' (7.6 m)	Rear Load	415-332-25 (Flat Wound), L7A-25, 45425
	WTP-TRBRL-45116-15A	.045-1/16 (1.2-1.6 mm)	15' (4.6 m)	Rear Load, with Length Adjuster	L4A-15

Please inspect and verify all torch liner collet designs prior to ordering.

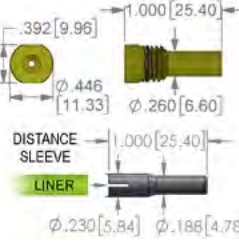
TREGASKISS®/BERNARD® REPLACEMENT LINERS (CONTINUED)

Liners for Ferrous Wire

Liner Collet Detail	Part #	Wire Size Range	Length	Liner Style	OEM Part #'s
	WTP-ELL-FL-3545-6	.035-.045 (0.9-1.2 mm)	6' (1.8 m)	Front Load Requires TLC-TRBRL-FL	—
	WTP-ELL-FL-45116-6	.045-1/16 (1.2-1.6 mm)	6' (1.8 m)	Front Load Requires TLC-TRBRL-FL	—
	WTP-TRJL-3545	.035-.045 (0.9-1.2 mm)	26" (660 mm)	Jump Liner	495-18-35
	WTP-TRJL-45116	.035-.045 (0.9-1.2 mm)	26" (660 mm)	Jump Liner	495-18-116
	TLC-TRBRL-FL	.035-1/16 (0.9-1.6 mm)	Sold Individually	Adapter for Tregaskiss®/Bernard® Front Load Liners	L3A/L4A Style Collet

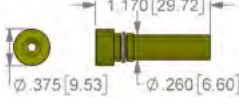
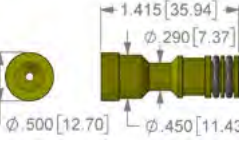
TREGASKISS®/BERNARD® REPLACEMENT LINERS

Polymer Liners for Aluminum/Non-Ferrous Wire

Liner Collet Detail	Part #	Wire Size Range	Length	Liner Style	OEM Part #'s
	WTP-TRLP-45116-15	.045-1/16 (1.2-1.6 mm)	15' (4.6 m)	Rear Load, with Distance Sleeve Adapter	415-116-21 or 415-45-01
	WTP-ELJL-45116A	.045-1/16 (1.2-1.6 mm)	8.5" (216 mm)	Phosphorous Bronze Jump Liner For use with WTP-TRLP-45116-15	—

TWECO® REPLACEMENT LINERS

Liners for Ferrous Wire

Liner Collet Detail	Part #	Wire Size Range	Length	Liner Style	OEM Part #'s
	WTP-TWL-3545-6-S4	.035-.045 (0.9-1.2 mm)	6' (1.8 m)	Rear Load	N/A
	WTP-TWL-3545-15-S4	.035-.045 (0.9-1.2 mm)	15' (4.6 m)	Rear Load	44-3545-15
	WTP-TWL-3545-25-S4	.035-.045 (0.9-1.2 mm)	25' (7.6 m)	Rear Load	44-3545-25
	WTP-TWL-45116-15-S4	.045-1/16 (1.2-1.6 mm)	15' (4.6 m)	Rear Load	44-116-15
	WTP-TWL-45116-25-S4	.045-1/16 (1.2-1.6 mm)	25' (7.6 m)	Rear Load	44-116-25
	WTP-TWL-564-15-S4	5/64 (2 mm)	15' (4.6 m)	Rear Load	44-564-15
	WTP-TWL-564-25-S4	5/64 (2 mm)	25' (7.6 m)	Rear Load	44-564-25
	WTP-TWL-332-15-S4	3/32 (2.4 mm)	15' (4.6 m)	Rear Load	44-332-15
	WTP-TWL-332-25-S4	3/32 (2.4 mm)	25' (7.6 m)	Rear Load	44-332-25
	WTP-TWL-3545-15-S5	.035-.045 (0.9-1.2 mm)	15' (4.6 m)	Rear Load	45-3545-15
	WTP-TWL-45116-15-S5	.045-1/16 (1.2-1.6 mm)	15' (4.6 m)	Rear Load	45-116-15
	WTP-TWL-45116-25-S5	.045-1/16 (1.2-1.6 mm)	25' (7.6 m)	Rear Load	45-116-25
	WTP-TWL-564-15-S5	5/64 (2 mm)	15' (4.6 m)	Rear Load	45-564-15
	WTP-TWL-564-25-S5	5/64 (2 mm)	25' (7.6 m)	Rear Load	45-564-25
	WTP-TWL-332-15-S5	3/32 (2.4 mm)	15' (4.6 m)	Rear Load	45H-332-15
	WTP-TWL-332-25-S5	3/32 (2.4 mm)	25' (7.6 m)	Rear Load	45H-332-25

Please inspect and verify all torch liner collet designs prior to ordering.


REPLACEMENT SOLUTIONS

ROBOTIC TORCH NECKS



PowerBall® replacement torch necks feature an all-copper pathway for reduced electrical resistance, unlike many torch necks for industrial MIG guns that utilize brass components with less conductivity. An all-copper current path results in better energy efficiency and less heat build-up, with **30% better conductivity vs. torch necks using a brass construction.**


POWERBALL® REPLACEMENT TORCH NECK DESIGN



TREGASKISS® G1 STYLE ROBOTIC TORCH NECKS

Neck Detail	Part #	Neck Length	Bend Angle	Diffuser Thread	Qty/Pack
	WTP-TRNR-22	Standard	22°	PowerBall®	1
	WTP-TRNR-22XL	Extra Long	22°	PowerBall®	1
	WTP-TRNR-45	Standard	45°	PowerBall®	1
	WTP-TRNR-45L	Long	45°	PowerBall®	1

TOOLS & ACCESSORIES



MULTIFUNCTION WIRE & WELDING PLIERS



INCLUDES TOOL
BELT POUCH

Wire Wizard® Multifunction Wire and Welding Pliers are heavy duty pliers designed for use with MIG welding guns and the wire delivery system. The pliers feature **rounded tips** for sharply bending wire for easy feeding through Wire Guide Modules and the rest of the wire delivery system. They serve as an indispensable welding tool for servicing and maintaining welding consumables and removing spatter build-up. Manufactured from **heavy duty chrome vanadium**, they are built to last in a tough industrial environment. Package includes convenient belt pouch.



NOZZLE AND INSULATOR
BUSHING REMOVAL
AND INSTALLATION



WIRE BENDING
FOR EASY FEEDING
THROUGH SYSTEM

Part #	Description
EL-WP	Wire Wizard® Multifunction Wire and Welding Pliers

MAGNETIC GROUNDING CLAMP



Wire Wizard® Magnetic Grounding Clamps feature a **copper grounding point for optimum conductivity**. A dial turns the powerful magnet (300 lbs strength) on to create an instant ground to flat or rounded surfaces. Simply turn the dial back to unclamp. Also eliminates the need for tacking on tabs in large sheet welding or pipe jobs. Provides grounding for up to 500 A. Welding cable sold separately.

Dimensions: 4½" L x 3½" H x 2" W (114 x 89 x 51 mm)

Part #	Description
WWGC-M-300	Wire Wizard® Magnetic Grounding Clamp for grounding for up to 500 A

POWERBALL® TIP & DIFFUSER SOCKETS & CALIBRATED WRENCHES



The 9 mm Quick-Grip Tip Socket (1/4") features an innovative design with grippers that easily installs and removes 9 mm PowerBall® torch tips. When used with a calibrated torque wrench (part # WTP-TTW) it saves time and allows for an accurate torque setting (40 in/lbs) for consistent contact.

Consistent contact = consistent welds!



The 15 mm Diffuser Socket (3/8") is designed for quickly installing and removing PowerBall® Diffusers with 15 mm wrench flats. When used with a calibrated torque wrench (part # WTP-DTW), it saves time and allows for an accurate torque setting (140 in/lbs) for consistent contact.

Part #	Description
WTP-TS	PowerBall® 9 mm Tip Socket
WTP-TTW	Calibrated Tip Wrench (40 in/lbs)

Part #	Description
WTP-DS	PowerBall® 15 mm Diffuser Socket
WTP-DTW	Calibrated Diffuser Wrench (140 in/lbs)

SHIPPING & TERMS

ELCO ENTERPRISES, INC. OFFERS UPS SHIPPING FROM OUR REGIONAL DISTRIBUTION CENTERS, INCLUDING:

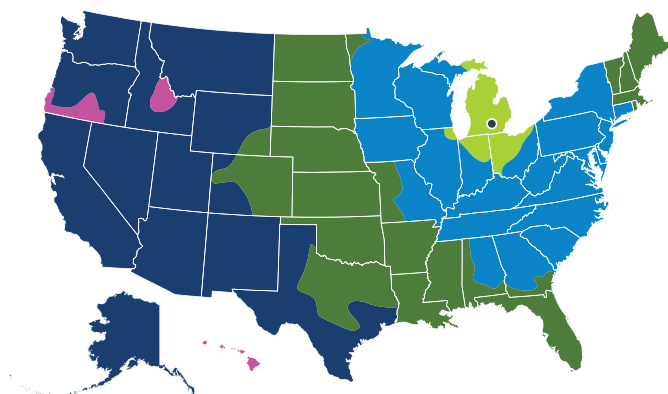
- ▶ Ground (see maps)
- ▶ Next Day Air
- ▶ 2nd Day Air
- ▶ 3 Day Select
- ▶ International Service

SHIPPING TRANSIT TIMES FOR UPS GROUND

Orders may also be available for pick up from our Distribution Center locations.

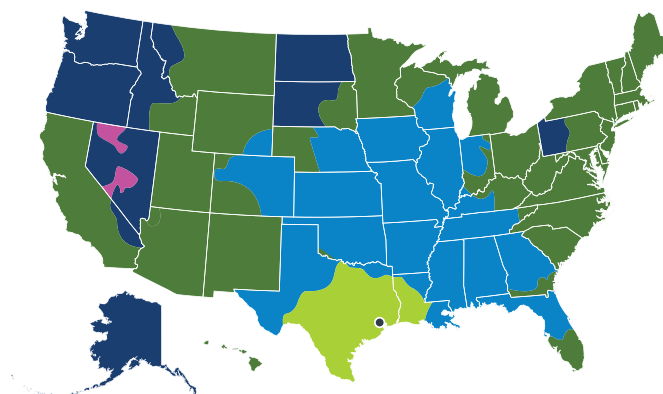
 **Canada orders ship from our distribution center located in Windsor, Ontario.**

 1 day  2 days  3 days  4 days  5 days



JACKSON, MI HEADQUARTERS

5750 Marathon Drive
Jackson, MI 49201



HOUSTON, TX DISTRIBUTION CENTER

8811 C Wallisville Rd.
Houston, TX 77029

Also provides fast shipping to Mexico (transit times will vary)

TERMS AND CONDITIONS

"We," "us," and "our" refer to ELCo Enterprises, Inc.

ORDERING

Our customer support staff is available Monday-Friday, 8:00am-5:00pm (EST) at our main office by calling 517-782-8040. Any orders placed after 3:00pm for same day shipping will be charged a \$50.00 expedite fee. We can also be reached by fax 24 hours a day, seven days a week. When ordering, please state your company's "bill to" and "ship to" address, purchase order number, part number, quantity, item description, and any special shipping instructions. All purchases will be shipped UPS ground unless otherwise specified. Items too large for UPS, will be shipped by commercial carrier.

\$75 minimum order.

NOTE

Purchases cannot be delivered to post office boxes.

SPECIAL ORDERS

If a specialized part is required, please consult our customer support staff for a quote. There are no returns on special order items.

TERMS

All orders placed on account are net 30 days. Unpaid balances are subject to a 1.5% per month late charge. COD orders are accepted if payment is in the form of a company check, certified check, or money order.

RETURNS

All returns must be in new condition and authorized by ELCo by use of a Returned Merchandise Authorization Number (RMA) within 30 days of the purchase date. Returns are subject to a 20% restocking fee.

DISCLAIMER

Every effort has been made to avoid any printing errors in this catalog. Consequently, we do not claim responsibility for any application or specification errors. Wire Wizard® products are intended for use with other Wire Wizard® products. Use with any other manufacturer's products may void the warranty. Any reproduction of artwork, photographs, or any other portion of this catalog without prior written consent of ELCo Enterprises, Inc. is a violation of our copyright. Violators will be prosecuted.



GET WIZARD OPTIMIZED!

REDEFINING ARC WELDING PERFORMANCE



WIRE WIZARD® GUIDE MODULE SYSTEM FOR MIG & SAW

Innovative design eliminates skid friction around bends and turns in the wire delivery system.



POWERBALL® MIG WELDING GUNS & CONSUMABLES

Engineered to provide maximum conductivity and increased consumable life, proudly Made in USA.



DRUM & WOOD REEL WIRE DELIVERY EQUIPMENT

Effortlessly dispenses and protects wire from bulk wire drums or wood reels.



E-POWER® LONG-LASTING ELLIPTICAL WIRE TORCH LINERS

Patented elliptical wire liner for long life and low wire friction, available for most MIG gun models.



TORCH WIZARD® NOZZLE CLEANING STATIONS

Heavy duty, low maintenance cleaning stations designed for optimum performance and cycle time.



BLUE MAGIC® & BLUE CHILL® ANTI-SPATTER

Trusted by top manufacturers around the globe for industrial strength spatter protection.



POWERBALL® ENERGY EFFICIENT WELDING CABLE

Patent pending consolidated copper lug design for high performance and long service life.



WELD CENTRAL® WELD PROCESS OPTIMIZATION SYSTEM

Welding optimization system with Wizard View® DAQ and monitoring software to maximize OEE.



CONDUIT & CONNECTORS FOR MIG & SAW WIRE

Low-friction polymer and steel lined conduit built tough for industrial applications.



WIRE PILOT® PNEUMATIC FEED ASSIST

Provides simple and effective "push-pull" system to eliminate wire skid friction in MIG and SAW welding.



WIZARDGEAR™ ROBOT CABLE MANAGEMENT

Secures and protects cables attached to robots in harsh industrial environments.



WIZARD BOOM!™ WELDING BOOMS

Features Wire Guide Modules® to provide a versatile boom suitable for all types of wire.



DRUM & REEL HANDLING EQUIPMENT

Heavy duty, US made drum lifters, drum and wood reel dollies, carts and more.



GAS FLOW OPTIMIZATION PRODUCTS

Gas Wizard® Inert Gas Savers and gas flow monitoring and optimization equipment.



TOOLS & MAINTENANCE EQUIPMENT

Wire Wizard® Wire and Welding Pliers and diagnostic tools for MIG wire delivery systems.



NU-ICE DRY ICE CLEANING EQUIPMENT

COMMANDO® dry ice blasting machines, ideal for weld cell and production line cleaning.

ELCO ENTERPRISES, INC.

5750 Marathon Drive
Jackson, Michigan 49201 USA

Phone 517.782.8040

Fax 517.782.8039

Toll-Free 866.584.7281



/WireWizardUS



@WireWizardUS



/elco-enterprises-inc



/WireWizardUS



@WireWizardUS

WIRE WIZARD® WIRE DELIVERY EQUIPMENT
POWERBALL® & E-POWER® TORCH PRODUCTS
LOW FRICTION CONDUITS & CONNECTORS
WIRE WIZARD® GUIDE MODULE SYSTEM
WIZARDGEAR™ CABLE MANAGEMENT
BLUE MAGIC® & BLUE CHILL® ANTI-SPATTER
TORCH WIZARD® CLEANING STATIONS
WELD CENTRAL® OPTIMIZATION SYSTEM
DRUM & REEL HANDLING EQUIPMENT



SUSTAINING MEMBER



ISO 9001:2015
CERTIFIED