
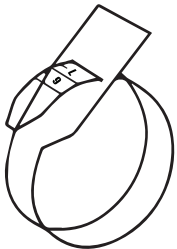


CUT HERE
.....


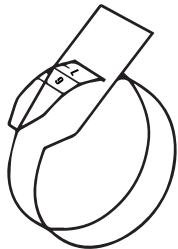
1. Copy this at 100%. To make, measure the line below with a ruler. It should be exactly 3 inches.
2. Cut out the ring sizer on the left.
3. Make a slot in the sizer by cutting along the dotted line.
4. With the numbers on the outside, roll the sizer into a circle, then insert the end of the tab into the slot.
5. Place the sizer around your finger and pull the tab until it's snug.
6. The number on the scale is your size.
7. Order your ring with confidence!

For accurate measurement the below line should measure exactly 3 inches.

CUT HERE
.....


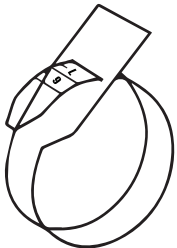
1. Copy this at 100%. To make, measure the line below with a ruler. It should be exactly 3 inches.
2. Cut out the ring sizer on the left.
3. Make a slot in the sizer by cutting along the dotted line.
4. With the numbers on the outside, roll the sizer into a circle, then insert the end of the tab into the slot.
5. Place the sizer around your finger and pull the tab until it's snug.
6. The number on the scale is your size.
7. Order your ring with confidence!

For accurate measurement the below line should measure exactly 3 inches.

CUT HERE
.....


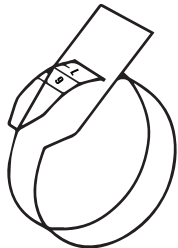
1. Copy this at 100%. To make, measure the line below with a ruler. It should be exactly 3 inches.
2. Cut out the ring sizer on the left.
3. Make a slot in the sizer by cutting along the dotted line.
4. With the numbers on the outside, roll the sizer into a circle, then insert the end of the tab into the slot.
5. Place the sizer around your finger and pull the tab until it's snug.
6. The number on the scale is your size.
7. Order your ring with confidence!

For accurate measurement the below line should measure exactly 3 inches.

CUT HERE
.....

1. Copy this at 100%. To make, measure the line below with a ruler. It should be exactly 3 inches.
2. Cut out the ring sizer on the left.
3. Make a slot in the sizer by cutting along the dotted line.
4. With the numbers on the outside, roll the sizer into a circle, then insert the end of the tab into the slot.
5. Place the sizer around your finger and pull the tab until it's snug.
6. The number on the scale is your size.
7. Order your ring with confidence!

For accurate measurement the below line should measure exactly 3 inches.