



# 2020 FALL PEST GUIDEBOOK

YOUR FREE REFERENCE FOR PROTECTING YOUR PAD  
FROM COMMON PESTS THIS FALL



[BURGESSPEST.COM](http://BURGESSPEST.COM)



**BURGESS**  
PEST MANAGEMENT

PROTECTING YOUR PAD SINCE 1929

508-587-4309



# TABLE OF CONTENTS

- 1..... Introduction
- 2..... How Mice Get Inside
- 3..... Rodent-Borne Diseases
- 4..... Fall Ant Prevention
- 5..... Tips for Tick Prevention
- 6..... Where to Check for Ticks
- 7..... How to Remove Ticks
- 8..... Overwintering Insects
- 9..... Home Sealer & Sanitizer + Insulation Cleanouts







# INTRODUCTION

## Fall Into Better Pest Coverage This Season

Many homeowners think of spring and summer as quintessential "pest seasons". While warm, damp weather can certainly spike pest activity, the cooler seasons bring their own unique challenges.

People aren't the only creatures that seek cozy surroundings when the first chills of fall roll in. Pests are keen to hunker down to survive the winter-- and what better place than your home, where there is warm shelter, food, and water? If it's comfy enough for you, it's *definitely* comfy enough for them!

Some of these pests can wreak havoc on your home or spread disease; others are simply a nuisance, but the fact remains that you don't want any of them cuddling up to you on your couch.

Here at Burgess Pest Management, the safety and well-being of our customers is always our first priority. That's why Burgess Pest has made it our business to control pest populations all year long, using the highest-quality equipment and products, in conjunction with our nearly 100 years of experience.

For added protection, we've compiled this guidebook of information and tips, so you know what to look out for and what you can do on your own to prevent cool-weather pest invasions.



Remember, we're here to Protect Your Pad during any season- reach us at **[burgesspest.com](http://burgesspest.com)** or **508-587-4309**.



# When the Cold Moves In, So Do the Mice!

**Little pests, big problems.**

Rodents may be small in stature, but they are one of a homeowner's biggest fears, with good reason. A rodent infestation can cause structural damage, contaminate insulation, compromise air quality, and spread disease-- and they multiply quickly, meaning it is critical to tackle these pests early on. So how do they access your home in the first place?

Cracks in  
foundation/  
walls

Gaps around  
windows  
and doors

Openings  
around  
pipes and  
utility chases

Compromised  
roof

Chimneys  
and vents



## The solution?

A **Pad Protection Plan** with Burgess Pest keeps you covered all year long, especially in conjunction with our **Home Sealer and Sanitizer** service. We'll seal entry points, sanitize and disinfect areas of activity using EPA-approved products, and prevent rodent infestations year-round. Call us to schedule your free estimate!

[burgesspest.com](http://burgesspest.com)  
508-587-4309



**BURGESS**  
PEST MANAGEMENT  
PROTECTING YOUR PAD SINCE 1929



# RODENT BORNE DISEASES

## TYPES OF DISEASES

- Hantavirus
- Rat Bite Fever
- Plague
- Salmonella
- Lyme Disease




## TRANSMISSION

### INGESTION

Contaminated food or beverage

### INHALATION

Air contaminated with rodent feces or urine



### DIRECT CONTACT

Items contaminated with feces, urine, or saliva, and blood or improper handling of deceased rodents

### RODENT BITES OR SCRATCHES

## STAY SAFE



### NO TOUCHING

Avoid handling rodents. When necessary, wear proper protective gear such as gloves and masks. Disinfect the area afterward.

### PEST-PROOF YOUR HOME

Seal cracks and crevices in foundation and walls, ensure screens are secure and close completely, close off access points around utility chases and pipes

### CALL THE PROS

The rodent control experts at Burgess Pest can keep your home rodent-free with our Pad Protection Plans and Home Sealer and Sanitizer services. Call for a free estimate!

BURGESSPEST.COM




**BURGESS**  
PEST MANAGEMENT  
PROTECTING YOUR PAD SINCE 1929

508-587-4309

# FALL ANT PREVENTION



tips for keeping ants outside where they belong



## keep surfaces clean.

Regularly clean floors and wipe down countertops and tables, particularly after mealtime.



## keep pet dishes off the floor.

When possible, keep pet food and water off the floor. Additionally, store pet food in sealed containers.



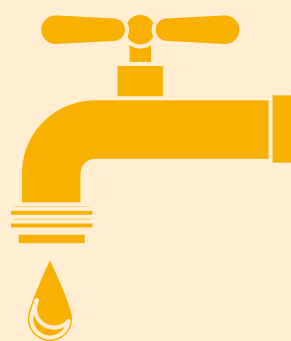
## take out the trash.

Dispose of garbage regularly. Ants aren't picky eaters. If there's food, they will find it.



## seal your food.


Store food in your pantry in airtight containers or sealed bags. Don't forget to clean inside cabinets and pantries to eliminate food debris.



## minimize moisture.

Inspect for water sources including plumbing leaks, dishes full of standing water in the sink, water around bathtubs, even inside houseplants.

## deny access.



Caulk small cracks and crevices around doors, windows, and utility lines to prevent ants getting inside in the first place.



# Quick Tick Tips



When you're outdoors enjoying the crisp fall air, remember these tips to prevent taking ticks (and diseases) home.

Avoid brush, tall grass, and leaf litter

Frequent body checks for ticks

Tick

Bite

Prevention

Stick to the center of trails


Check pets for ticks often

Shower and change clothes as soon as possible upon returning home

Use an EPA-approved repellent

Check backpacks, bags, insulated coolers etc

When possible, wear long sleeves, pants, tall socks, and boots



PROTECT YOUR PAD WITH BURGESS PEST,  
NEW ENGLAND'S #1 CHOICE FOR TICK CONTROL:

[burgesspest.com](http://burgesspest.com) 800-698-BUGS



**BURGESS**  
PEST MANAGEMENT

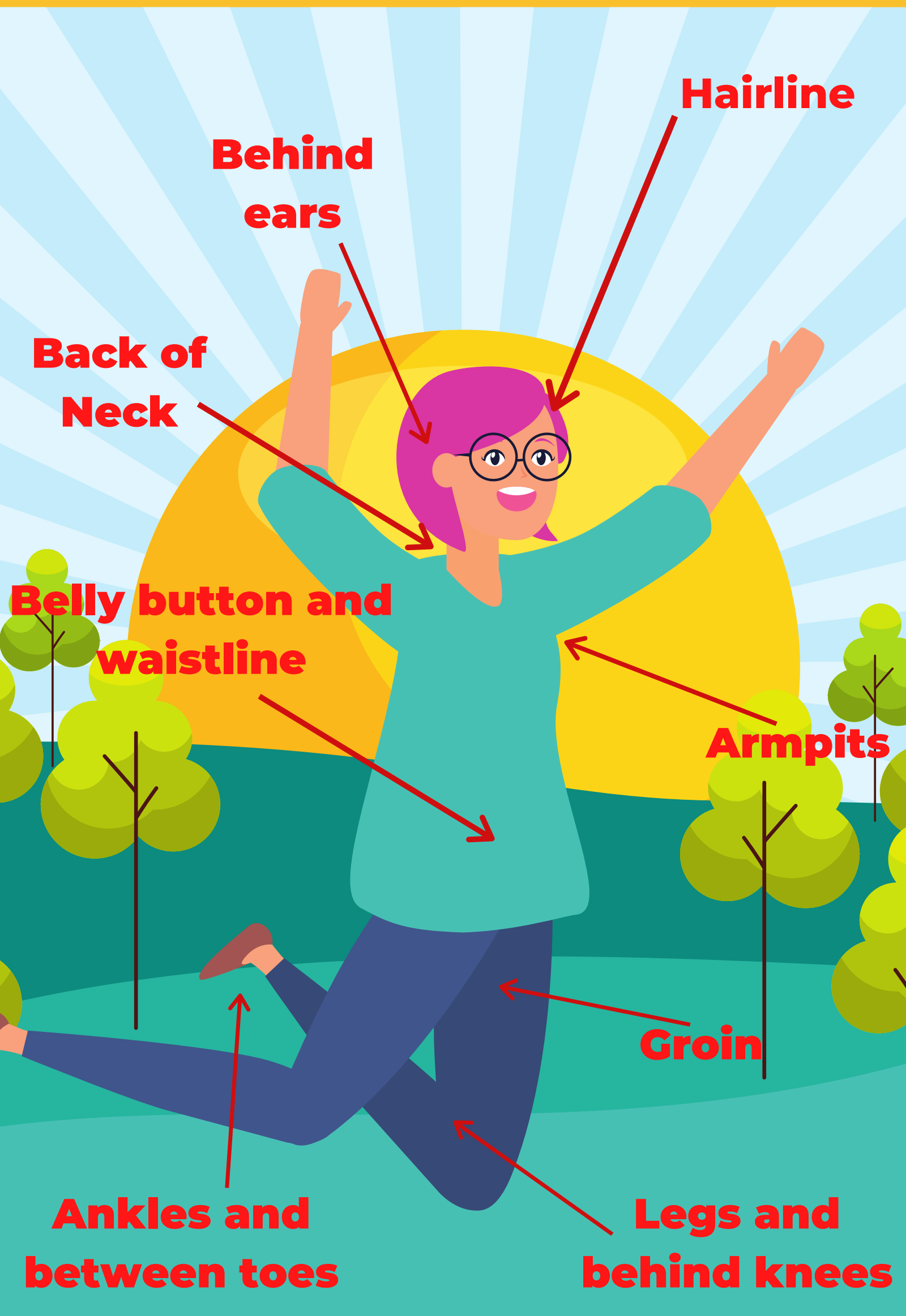
PROTECTING YOUR PAD SINCE 1929

TICK TIPS

# WHERE TO CHECK FOR TICKS



A.K.A. HOW TO BE A BAD HOST



**BURGESS**  
PEST MANAGEMENT

PROTECTING YOUR PAD SINCE 1929

BURGESSPEST.COM



800-698-BUGS



# HOW TO SAFELY REMOVE TICKS

## WHAT'S THE BIG DEAL?

Lyme Disease

Rocky Mountain Spotted Fever

Babesiosis

Powassan Virus



## Here's what you'll need



Tweezers



Soap




Rubbing Alcohol



Tissue


## STEP ONE

Gently pull back any hair from around tick bite/head



## STEP TWO

Using fine-point tweezers, grasp the tick as close to the head as possible -- do not grab by the body.



## STEP THREE

Pull the tick straight outward until the head is removed. Do not twist, turn or wiggle.



## STEP FOUR

Wash area thoroughly with soap and water. You may also use rubbing alcohol.



Dispose of tick in toilet or closed trash can wrapped in tissue.



## KEEP AN EYE OUT FOR...



Fever



Fatigue




Headache or Body Aches



Rash or Red Ring





## COLD WEATHER CREEPS

What are overwintering insects and how can you keep them from cozying up in your crib?

### WHAT IS OVERWINTERING?

"Overwintering" is the process by which some insects wait out the colder months, taking shelter under tree bark, beneath plant materials, and inside buildings - like your house - until the weather turns favorable.

When it comes to your home, you will likely notice these insects most around the first signs of cold weather, when they are trying to get inside, and the first signs of spring, when they would rather be *out*.

### WHAT INSECTS OVERWINTER?


**Stink Bugs:** The western conifer seed beetle and brown marmorated stink bug are the most common stink bugs in the US.



**Boxelder Bugs:** Boxelder bugs have elongated bodies, black with red-orange markings. They can bite when handled and can discolor fabric or furniture.



**Asian Lady Beetles:** Can vary in color, usually with a whitish area and M-shaped marking behind the head. They are primarily a cold-weather nuisance but can also emit an odor when they die.



### HOW CAN I PROTECT MY HOME?

Your primary defense against winter stowaways is to simply deny access. If they can't get in, they can't stay.



- Seal cracks and crevices
- Fill holes around pipes and utility lines
- Repair torn screens
- Install door sweeps
- Ensure windows and doors close tightly

**CALL THE PROFESSIONALS! [BURGESSPEST.COM](http://BURGESSPEST.COM)**

**508-587-4309**

The experts at Burgess Pest Management have nearly a century of experience handling all kinds of insect issues- and we'll never overstay our welcome.



# PROTECT YOUR PAD

## HOME SEALER & SANITIZER + INSULATION CLEANOUTS



Rodents can wreak havoc on your home, from structural damage and compromised air quality to food contamination and the spread of disease. Mice and rats are some of the most destructive household pests and are notoriously difficult to eliminate- that's why Burgess Pest Management offers Home Sealer & Sanitizer Service. Our team of experts comes armed with nearly 100 years of experience and the latest equipment and technology, prepared to eliminate health hazards and ensure rodents remain where they belong- outside.



### 1. REMOVE

- » Inspection and evaluation of attic, basement, and/or crawlspace areas
- » Take away insulating material contaminated with rodent droppings and bacteria
- » Remove rodent harborage areas



### 2. SANITIZE

- » Eliminate rodent waste & subsequent bacteria
- » EPA-approved disinfectant, sanitizer, virucide, mildewstat, fungicide, and deodorizer labeled to kill dozens of strains of viruses and bacteria, including coronavirus
- » Treatment may achieve 99.99% bio-burden reduction of viruses, spores, bacteria, and other harmful pathogens



### 3. REPLACE

- » "Pest proofing": Seal access points, permanently excluding rodents from your home
- » Install new insulating material
- » Reduces heating and cooling costs