

TAMU Law Answers **LATINX CIVIL RIGHTS WEBINAR SERIES**

Sept 1: Introduction to the Network for Justice

Sept 15: Who Counts?: The Census, Reapportionment, & Redistricting in the Latinx Community

Sept 29: Latinx Economic Opportunity in the Age of COVID

Oct 13: The Criminalization of Latinx Immigrants and its Relationship with Black Lives Matter

Oct 27: Latinx & Higher Education: Affirmative Action & the Commitment of Hispanic Serving Institutions

Nov 10: The Latinx Community in the 2020 Election & Beyond

Tuesdays @ 2:00 pm Central

Register at TAMULawAnswers.info



TAMU Law Answers **LATINX CIVIL RIGHTS WEBINAR SERIES**

Latinx Economic Opportunity in the Age of COVID

Presenters:

ORSON AGUILAR

Principal of Policy and Advocacy, UnidosUS

LOURDES CASTRO RAMÍREZ

Secretary of Business, Consumer Services, and Housing Agency
State of California

DR. ZULEMA VALDEZ

Associate Vice Provost for the Faculty and Professor
University of California, Merced

DR. ROGELIO SÁENZ

Professor of Demography, University of Texas at San Antonio

Register at TAMULawAnswers.info



The Impact of COVID-19 on the Latino Community

Rogelio Sáenz

University of Texas at San Antonio

rogelio.saenz@utsa.edu

Presented at Texas A&M School of Law **Latinx Civil Rights webinar series** on
“**Latinx Economic Opportunity in the Age of COVID**.” September 29, 2020.

Key Points

- Analysis of COVID-19 impact on Latinos across the nation
- Widespread overrepresentation of Latinos among COVID-19 cases and

Number of States Where Latinos are Overrepresented among COVID-19 Cases and Deaths by Month

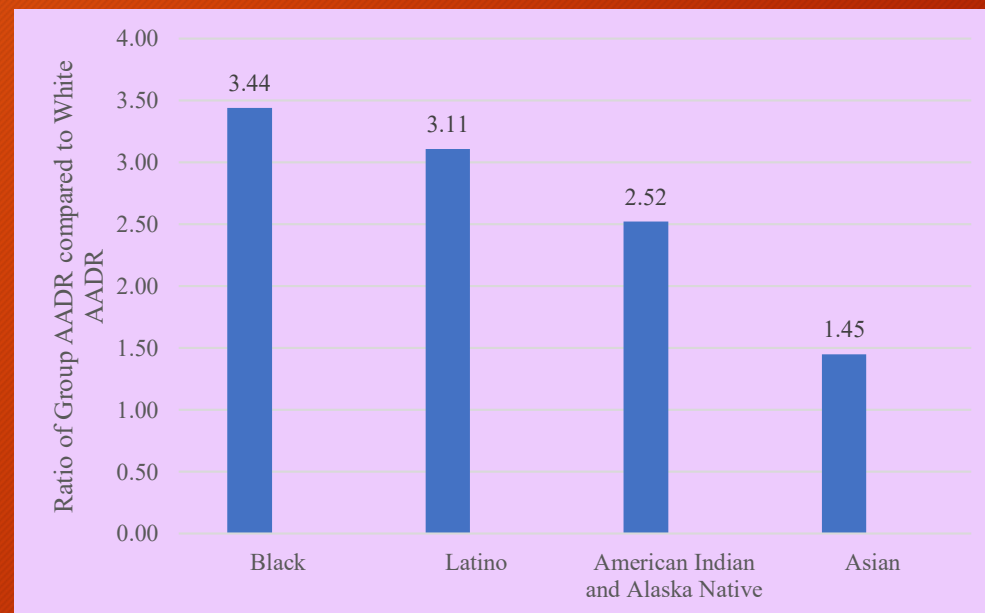
Indicators of COVID-19	May 2020	June 2020	July 2020	August 2020	Sept. 2020
States where Latinos overrepresented among COVID-19 cases	29 of 35	43 of 44	45 of 46	45 of 46	45 of 46
States where Latinos overrepresented among COVID-19 deaths	1 of 29	6 of 41	16 of 46	21 of 46	19 of 46

The Reality of Levels of Deaths among Latinos

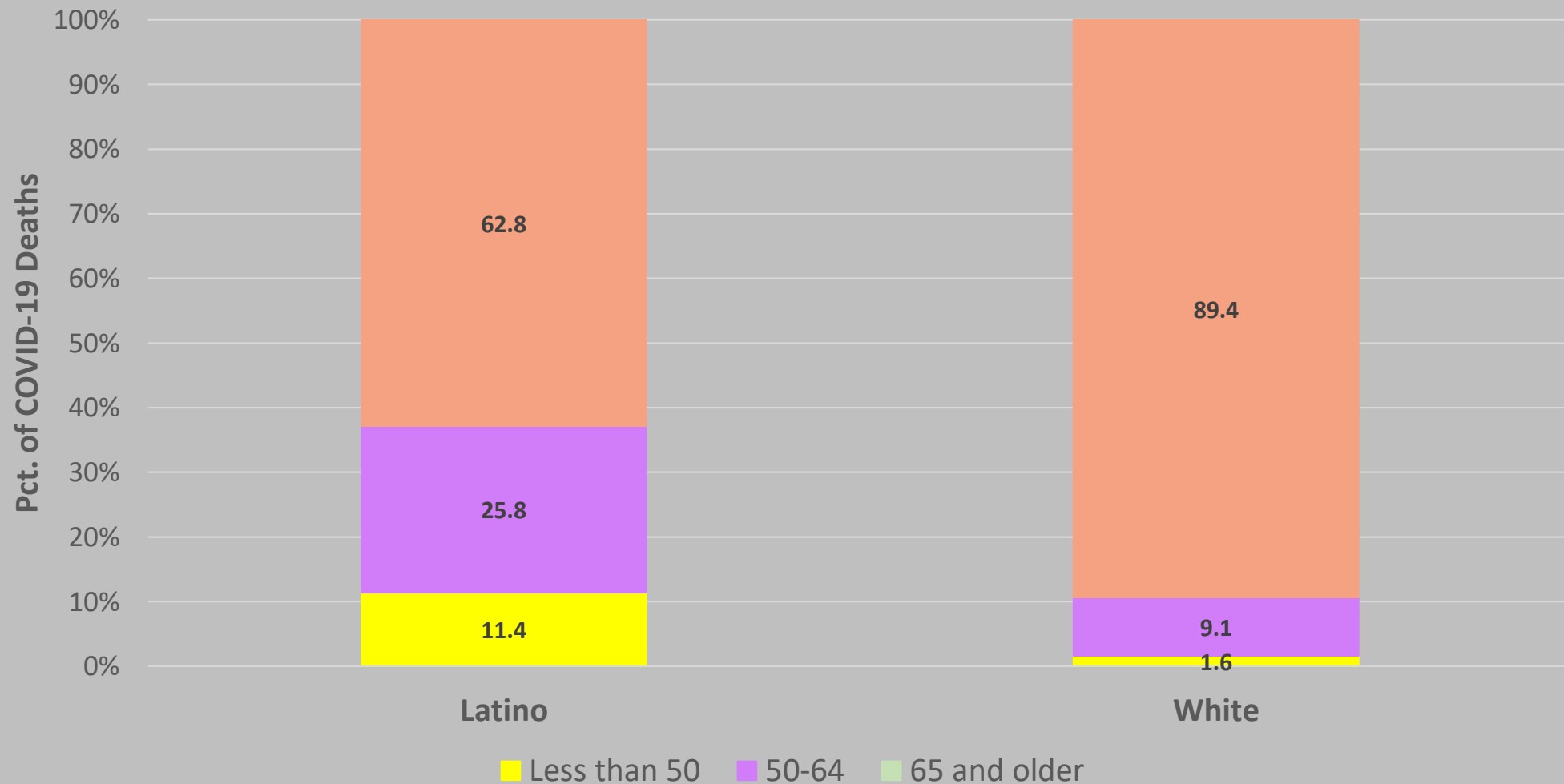
Age Structure of Latinos and Whites

Indicator	Latino	White
Mdn. Age	29.5	43.6
Pct. 0-17	31.2	18.7
Pct. 65+	7.4	20.3

Ratio of Latino-to-White Age-Adjusted COVID-19 Deaths Rates



The Distinct Demography of COVID-19 Fatalities: Latinos and Whites



COVID-19 Death Rates Per 100,000 Persons by Age Group for Latinos and Whites

Age Group	Latino	White	Ratio Latino: White
0-4	0.27	0.09	2.94
5-14	0.13	0.01	9.13
15-24	1.42	0.25	5.59
25-34	6.20	0.86	7.20
35-44	20.34	2.18	9.33
45-54	56.85	7.29	7.80
55-64	144.87	23.36	6.20
65-74	326.84	70.09	4.66
75-84	646.49	218.06	2.96
85 and older	1,243.42	740.12	1.68

Systemic Racism as the Culprit

- The pandemic has clearly exposed the systemic racism that has generated the devastation on Latinos and other people of color
- A confluence of racial inequities
 - Significantly higher infection and death rates from COVID-19 than whites
 - The loss of jobs and the lack of recovery
 - The lack of medical insurance
 - Essential workers on the front lines
 - Crowded living conditions
 - Unauthorized immigrants left to fend for themselves
- There is no urgency to control the coronavirus and COVID-19 when it is Latinos and other people of color who are disproportionately dying



COVID-19 Impacts on Housing and Small Businesses


Secretary Lourdes Castro Ramírez | September 29, 2020



Business, Consumer Services & Housing Agency

Our Mission:

- Preservation & expansion of affordable housing
- Prevent and end homelessness
- License over 4.4 million professionals across 280 industries
- Protect consumers while ensuring a fair marketplace
- Guard the civil rights of all Californians



COVID-19 in California

U.S. Cases –
7,059,087

CA Cases –
805,263

Tests –
14,484,852

Deaths –
15,608

January
25

- First Case

March 4

- State of Emergency

March
19

- Stay at Home Order

June 12

- Some businesses open

July 13

- Businesses close

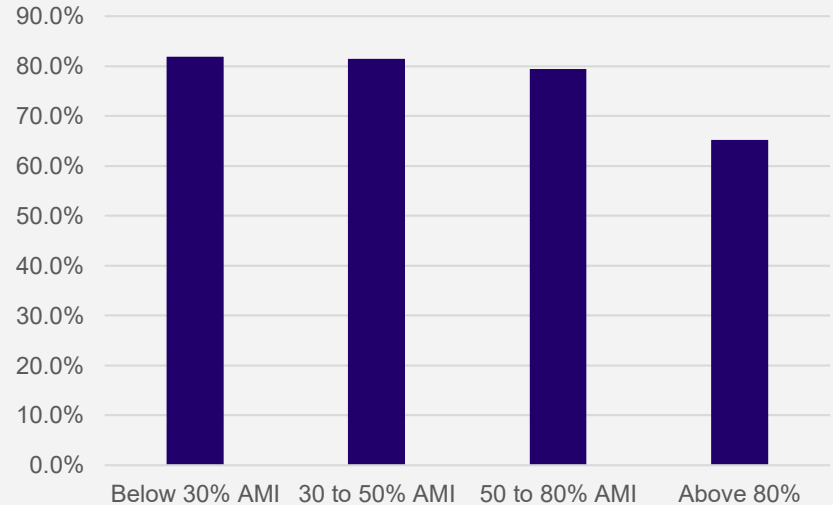
August
31

- Blueprint for a Safer Economy

COVID-19 Impacts on Housing

- Renter households more vulnerable to COVID-related financial hardship (job loss)
 - In CA – over 1 Mil renter households; 75% include at least one person of color in the household
- Black and Latinx households are more likely to be rent burdened and miss rent payments.

California Renter Households with a COVID-Related Job Loss That Include Residents of Color, by Income Level



Source: Turner analysis of American Community Survey PUMS data and unemployment statistics from the U.S. Bureau of Labor Statistics Current Employment Survey. Estimates have been rounded.

COVID-19 Impacts on Small Businesses

- 4.1 Mil small businesses in CA
- 1.2 million self-employed minorities
- Active businesses owned by Latinx dropped by 32% and immigrants by 36%.
- Unique Challenges
 - Layoffs and furloughs
 - Guidance – Diverse Sectors
 - Information, Education, Enforcement



California Relief and Recovery Efforts on Housing

- Advanced Planning with a focus on equity
- New investment in housing and homelessness
 - Project Roomkey
 - Homekey Program
- Eviction and foreclosure prevention measures (AB 3088)
- Targeted outreach to Latinx communities



California Relief and Recovery Efforts on Small Businesses

- Federal Level
 - CARES Act – Paycheck Protection Program
- State Level
 - AB 1577 – Paycheck Protection Program Loans
 - SB 1447 – Hiring Tax Credit Program
 - SB 115 – Economic Stimulus for Construction projects
 - IBank Loans
 - SEED



Next Steps

- Federal Stimulus
 - Supplemental Unemployment Insurance
 - Rental Assistance
 - Small Business Support
- Role of Government – Opportunities to Work in Public Sector
- Get Engaged



Resources

- COVID-19 – covid19.ca.gov
- BCSH – www.bcsch.ca.gov
- Homekey –
<https://www.bcsch.ca.gov/homekey/>
- Housing is Key –
<https://housingiskey.com>
- GO-Biz COVID Updates –
<https://business.ca.gov/coronavirus-2019/>

