

ORTAL

BRINGING DESIGN VISIONS TO LIFE

# Four Ortal Success Stories



Ortal luxury fireplaces have the power to completely transform the spaces they are in. They provide a sleek contemporary aesthetic, endless design possibilities, and safe, comfortable heat. They also enable designers to overcome technical challenges with innovative solutions such as Cool Wall Technology, direct venting, and frameless heat barriers. Whether it's bringing warmth to a modern mountain home, making a sprawling conference center feel more cozy, adding contemporary touches to a historic home, or creating a breathtaking centerpiece in a ski restaurant, Ortal fireplaces are the stars of these four design stories.



## 00 — Case Study Menu



Guggenhill Residence

[View Project](#) →

Historic Home

[View Project](#) →



Saint-Hyacinthe Convention Centre

[View Project](#) →

Fairmont Tremblant Restaurant

[View Project](#) →

# 01 — Maintaining Multiple Focal Points in a Mountain Home

**Client:** Guggenhill Residence

**Designer/Architect:** [KA DesignWorks](#)

**Project Location:** Snowmass Village, Colorado

**Scope:** 5,000-square-foot new home



Fire unit: [Indoor/Outdoor Tunnel](#)



## The Challenge


Nestled in the Rocky Mountains, Snowmass Village is the second-largest ski area in Colorado and frequently ranks as one of the best in North America. The clients desired a 5,000-square-foot contemporary mountain-style home perched atop the resort's historic Guggenhill ski run.

With the residence located in the mountains of Colorado, architecture firm KA DesignWorks believed it would be good to have multiple fireplaces to keep the home's inhabitants warm during the winter months. The decision to use three fireplaces was easy because the magnificent nature of the property called for a "wow" factor in both living spaces as well as the master bedroom.



Fire unit: Front Facing





## The Solution

Built in 2018, the elegant, expansive home features five bedrooms, five full baths, two half baths, and an office. The office and master suite, which features a private deck and a front-facing Ortal fireplace, are located on the entry level along with the kitchen, dining, and living areas. The same level is also home to an awe-inspiring great room with a minimal profile and an indoor/outdoor Ortal fireplace. Sculpted open tread stairs lead down to the lower-level walkout, which includes a lavish family and game room with a front-facing Ortal fireplace.



Fire unit: Front Facing

Guided by the client's aesthetic preferences, the designer opted for three Ortal fireplaces that all reflect modern styling while embracing the mountain locale, with Venetian plaster as the surround for all three fireplace walls.



## The Ortal Advantage

Ortal was the premier choice for this project due to the brand's variety of fireplace sizes, contemporary designs, and minimal front frames. Innovative Cool Wall Technology enabled flexibility for the material selection for the surround and allowed both the designer and the client to achieve the desired aesthetic in every space.

## Designer Comments

Carrie Tirrell, project manager and interior designer at KA DesignWorks, explains:

"We wanted a fireplace that had a clean face so as not to detract from the overall look of the fireplace design while also using the contemporary linear shape.

"Ortal has given us ideas for how to disguise the intake and output vents previously, so we did not have any architectural challenges on this project. Ortal has always been a pleasure to work with, especially in regards to the ease of online information such as specifications and literature, as well as the ease of accessing an Ortal representative for deeper questions about specific products."

## 02 — Waves of Warmth in a Canadian Conference Center

**Client:** [Saint-Hyacinthe Convention Centre](#)

**Designer/Architect:** [Kanva Architecture](#) and [Camdi Design](#)

**Project Location:** Saint-Hyacinthe, Montérégie, Canada

**Scope:** Convention and exhibition center

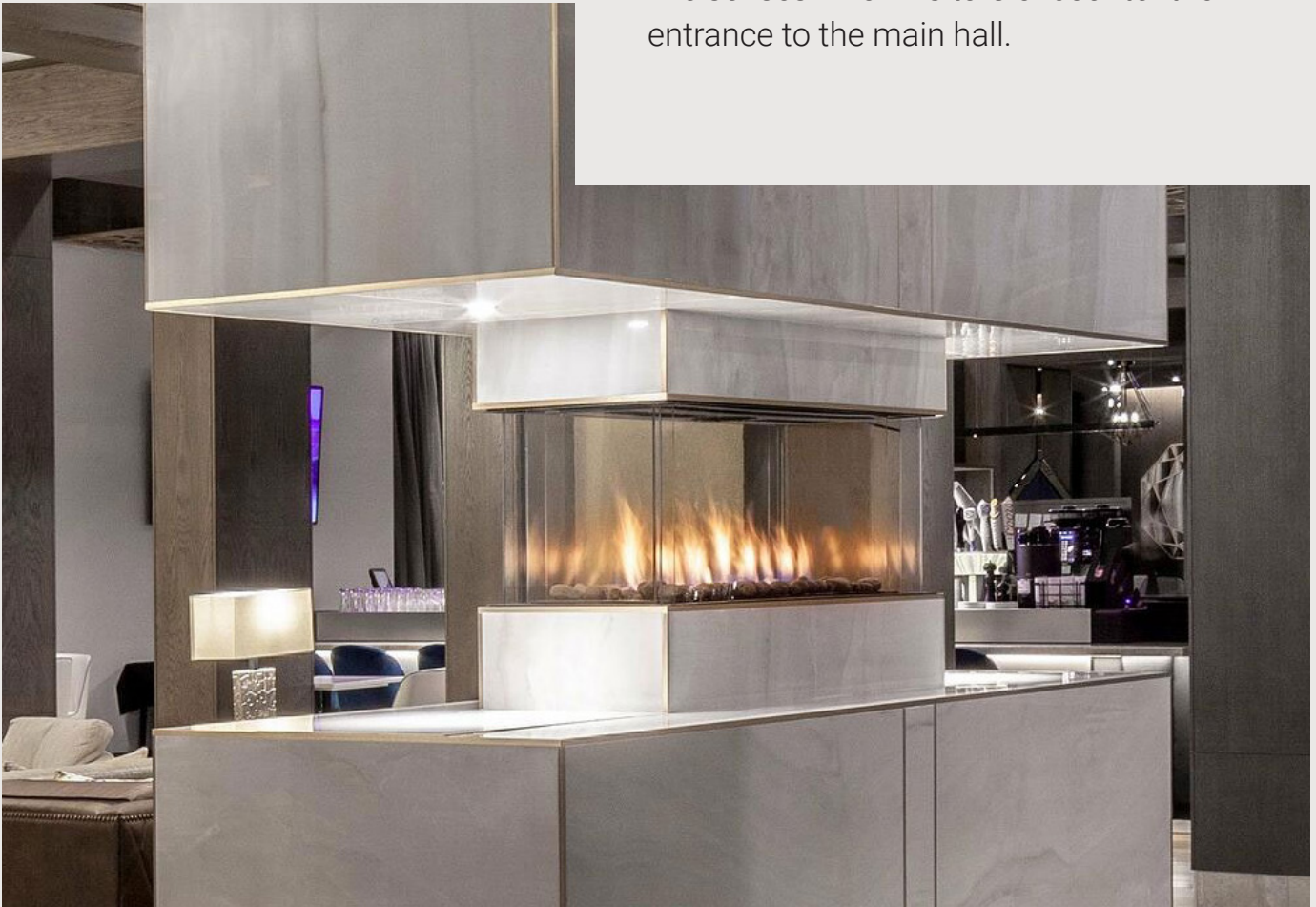


Fire unit: [Island 130](#)



## The Challenge

At 230,000 square feet, the Saint-Hyacinthe Convention Centre is the largest convention and exhibition center in Canada outside of Montreal and Quebec City. The client desired a multifunctional building with 30 furnished rooms for events, a large main room, two-story meeting rooms, private executive rooms, a business lounge, and eco-friendly features. They also sought an interior design that corresponds with key industries of the region. To contribute to a comforting yet contemporary environment, the designers wanted to stimulate the five senses when visitors encounter the entrance to the main hall.



Fire unit: [Island 130](#)

## The Solution

Materials include stone and ceramic flooring, black metal and stainless steel accent keys, marble on the stairs, large wood panels on the walls, and custom-made furniture. To stimulate the senses, ambient music, lighting, and decorative elements were installed, along with natural gas fireplaces from Ortal.



Fire unit: Traditional 110





An Island 130 fireplace is integrated into an extraordinarily impressive wall, creating an architectural space for rest and discussion areas. For a series of warm, individual spaces, four units of the Traditional 110 model were installed along the lobby wall, acting as a gallery with fireplaces substituted for framed paintings.

The convention center met its eco-friendly goals with a green roof measuring at 60,000 square feet, which can accommodate receptions for hundreds of people. The ecological aspect is also found in the air-conditioning and heating systems, in the recovery of waste, and in the installation of the Ortal fireplaces.



**Fire unit:** Traditional 110

## The Ortal Advantage

Distinguished by its high standards and luxurious aesthetics, Ortal was a natural choice when it came to sourcing contemporary and versatile fireplaces in keeping with the project's stringent design requirements. In addition to complying with the requirements of the LEED standard, Ortal's flue gases are expelled to the outside of the building, eliminating the air-quality and carbon monoxide hazards that may be present in other fireplace models.

## Designer Comments

Camdi Design President and Artistic Director Pierre Brousseau explains:

"With the installation of fireplaces, the idea was to bring warmth and comfort behind the completely glazed facade of the building.

"We wanted to express the local flavors in the project. The city of Saint-Hyacinthe is known for its expertise in agri-food, biotechnology, veterinary medicine, and agriculture. The use of colorful and noble materials and the presence of interior elements reminiscent of agricultural machinery ... are winks to the region."



## 03 — History Meets High Design in San Francisco

**Client:** Private residence

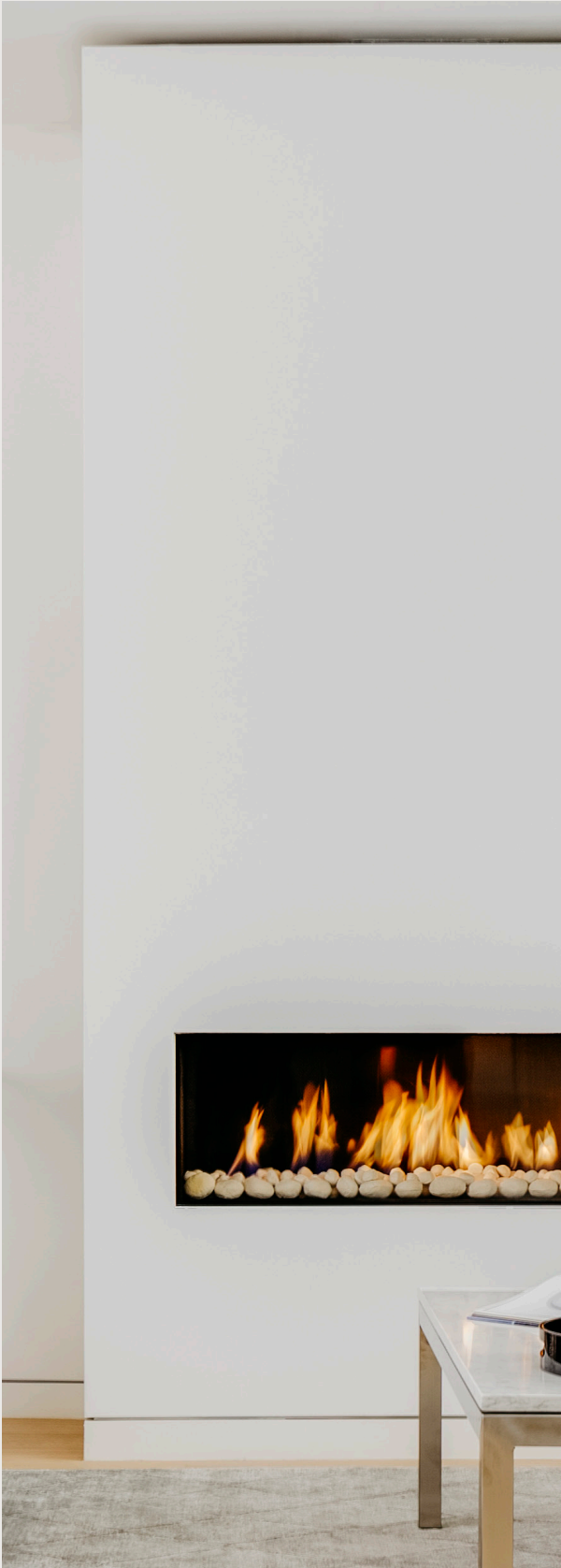
**Designer/Architect:** [BW Design Studio](#)

**Project Location:** San Francisco, California

**Scope:** Historic home remodel



Fire unit: [Front Facing 110](#)



## The Challenge

The client desired a remodel of a historic San Francisco home, creating a contemporary interior while keeping the exterior intact. Originally built in 1891 as a 1,000-square-foot single-family residence, the Noe Valley home was due for a complete makeover.



Fire unit: Front Facing 110





## The Solution

The interior was completely transformed with a larger, open, modern floor plan on the ground level, with a second story added to increase the square footage. The designer wanted the interior to reference the building's original history, so she opted to install an Ortal Front 110 fireplace for its modern look contrasted with a black frame, reminiscent of what she describes as "19th-century black cast-iron Victorian finishes."

The new front-facing Ortal fireplace contributed to the reconfiguration of the upgraded floor plan, which included a new living room at the front of the house, off the entry door. The decision to install a fireplace in the living room came from the idea that the space was once called the "parlor room," where hosts would usually entertain guests against a backdrop of a flickering flame.



Fire unit: Front Facing 110

## The Ortal Advantage

Ortal conformed to all the design and aesthetic criteria, with a straightforward installation that the designer describes as “a step-by-step and easy-to-follow process.” The designer faced a few architectural challenges when revamping the home, and luckily, Ortal was on hand to provide solutions.

## Designer Comments

California-based designer Brigitte Wettstein of BW Design Studio explains:

“We had to consider the homeowner’s preferences, comply with local standards and restrictions, environmental concerns, spatial limitations, and sizing options to work proportionally in the space.

“This fireplace met all [these] requirements and works with the contemporary design but also pays homage to the characteristics of the past.

“The architectural challenges were minimal projection into the

room and clean design ... for the required heat release. Ortal was very responsive, forthcoming, and helpful in providing solutions with detailed specifications and drawings. They worked very closely with us in reviewing our designs and drawings and providing feedback and making recommendations to work with the design intent.

“It adds that focal point ... and gives the space the inviting but also more formal feel. Without the Ortal fireplace, something would be missing.”



## 04 — Distinctive Fireside Dining in a Remote Ski Hotel

**Client:** [Fairmont Tremblant](#)

**Designer/Architect:** [DesignAgency](#)

**Project Location:** Mont-Tremblant, Quebec

**Scope:** Hotel restaurant renovation



**Fire unit:** [Stand Alone 75x65 Curve Tunnel with Decorative Hood](#)





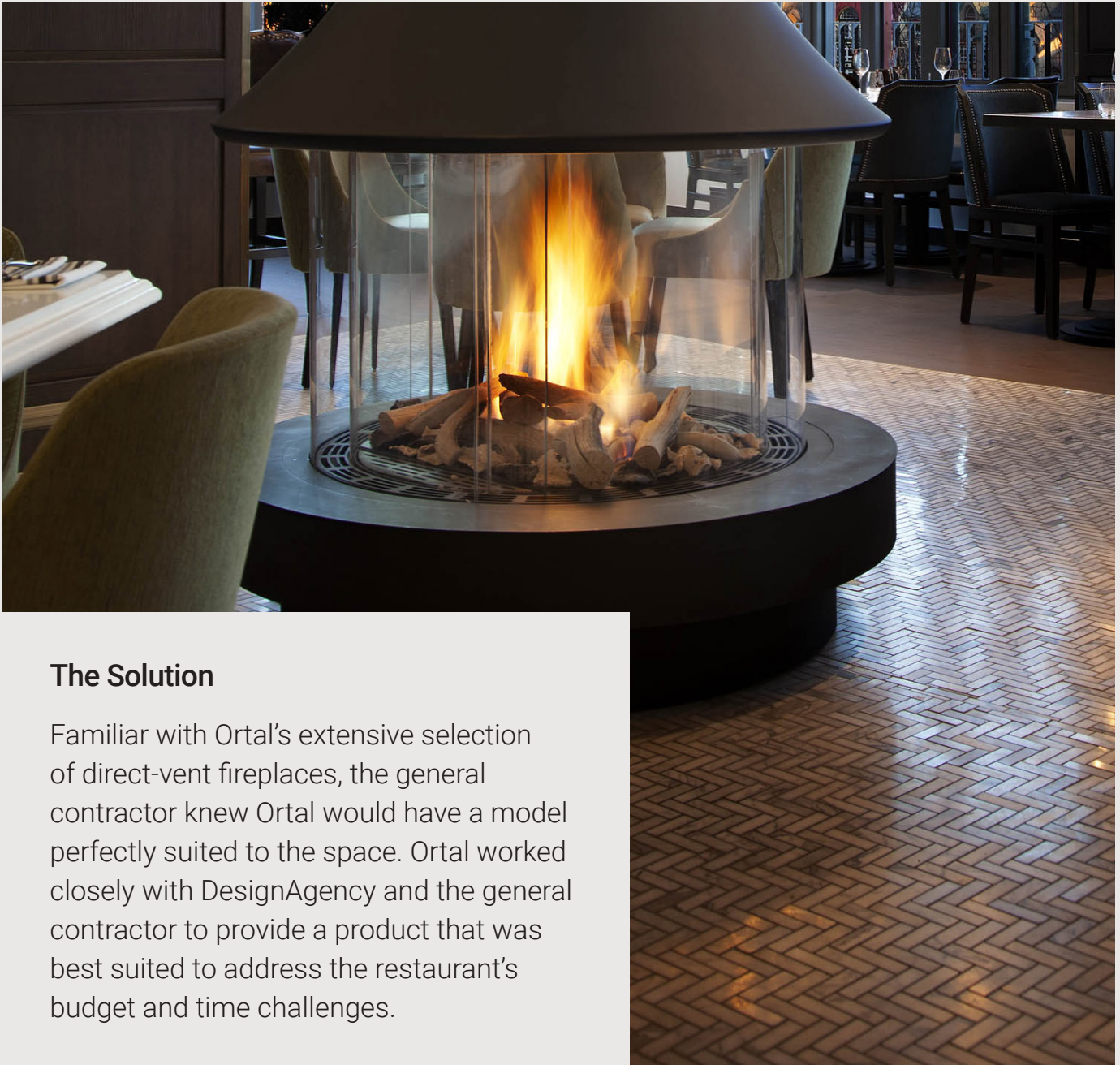
## The Challenge

An award-winning Toronto-based design firm was commissioned to revamp a popular brasserie at the Fairmont Tremblant, a landmark ski-in, ski-out hotel. The firm had specific requirements for the fireplace. It needed a model that was visible from all sides because it was specifically planned to be at the heart of the restaurant for all to enjoy. The fireplace also needed a gas connection to meet safety requirements for the public space, and the firm wanted a contemporary, minimal design that quietly enhanced the beautiful views of the surrounding mountain village.



**Fire unit:** Stand Alone 75x65 Curve Tunnel with Decorative Hood





## The Solution

Familiar with Ortal's extensive selection of direct-vent fireplaces, the general contractor knew Ortal would have a model perfectly suited to the space. Ortal worked closely with DesignAgency and the general contractor to provide a product that was best suited to address the restaurant's budget and time challenges.

We recommended a stand-alone model with a simple yet elegant design that was suited for a gas connection and would complement the interior of the restaurant. The designer chose the impactful Stand Alone Curve Tunnel fireplace, including campfire logs with beige embers from Ortal's robust selection of interior media.

**Fire unit:** Stand Alone 75x65 Curve Tunnel with Decorative Hood



## The Ortal Advantage

Ortal provided the contractor and designer with start-to-finish project support, including full specs, thorough installation manuals, and unlimited phone and email support. With our strong dealer partner in Montreal, Foyer Universel, the team was able to bring this dream fireplace design to reality.

Like all Ortal fireplaces, the Stand Alone Curve Tunnel model features direct-vent technology with an innovative coaxial flue system. Because the fireplace is sealed off from the room using a 360-degree glass panel, the combustion air is not drawn from the room and does not impact the restaurant's air quality.

ORTAL

## Use Ortal for Your Next Project

These are just a few examples of the many ways designers incorporate Ortal fireplaces into residential and commercial spaces.

If you are considering a contemporary gas fireplace for one of your next projects, [schedule a meeting](#) to explore Ortal's product offerings and learn more about the technology behind our innovative fireplaces. With hundreds of model options and countless ways to customize each one, you have total creative freedom with Ortal.

**SCHEDULE A MEETING**

