

Hanging from a Flat Ceiling

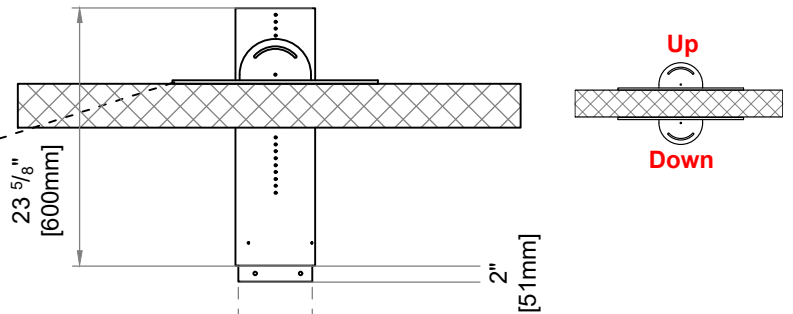
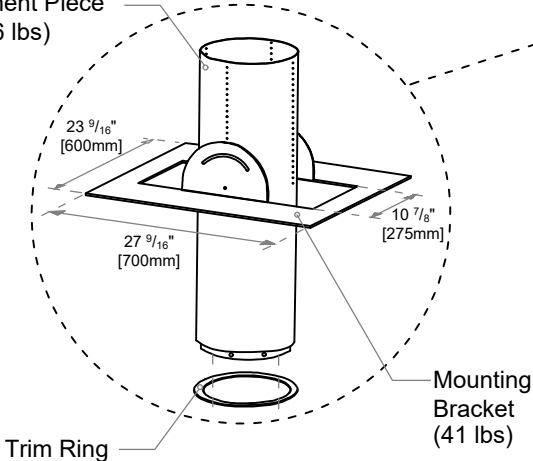
Hanging bracket can be mounted above the ceiling joist (oriented "up") or below the ceiling joist (oriented "down").

Orientation (up or down):

Hanging Bracket Set

Total Weight: 67 lbs
Supplied with hood

Adjustable
Attachment Piece
(26 lbs)

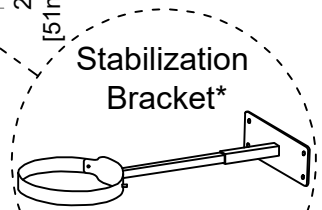


Hood Extension Length(s)

Optional: 1/2 meter (19 11/16", 31 lbs) & 1 meter (39 2/5", 56 lbs) lengths available

The number of hood extension pieces depends on distance from floor to ceiling (H). If your ceiling height (H) is 9 feet or less, a hood extension piece is not necessary.

19 11/16" each
[500mm] or
39 2/5" [1000mm]



Stabilization
Bracket*

*OPTIONAL ITEM
(recommended for ceiling
height > 16 feet.)

66 1/2" [1690mm]

47 1/4" [1200mm]

Decorative Hood
Weight: 231 lbs

33 7/8" [860mm]

Stand Alone
75x65 Curve
Tunnel Fireplace

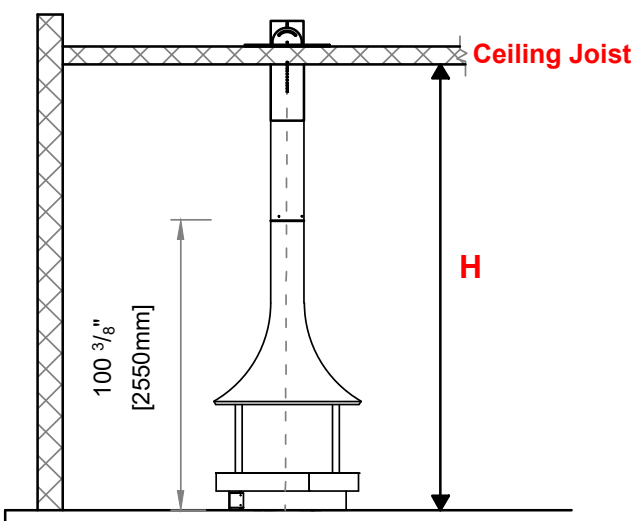
Base

Access Panel
Built into base

What is the distance from the surface the unit
sits on to the ceiling (H) ?

H=

Ceiling Joist Height =



NOTE: Only the hood and extension pieces hang from the ceiling. The fireplace and base mount to the floor. The fireplace must not bear any weight.