

Expert Mode Welcome Guide



Table Of Contents

Why CircleIn?

- The Problems
- The Impact You Make
- Easily Connect With Students
- Maximize Your Reach

How does CircleIn help?

- Connect with Students Easily and Quickly
- Drive Traffic to Review Sessions

Getting Started

- How To Log In
- Best Practices for Supporting Students
- Bonus Material and Resources





The Challenges

- Everyday after class, students struggle and face difficulties
- Awkward to ask strangers to become a “study buddy”
- Peer Educators have to wait for students to reach out
- Difficult to be proactive in helping students
- Students feel more disconnected than ever
- Feel like "they're on their own"

Connection and Community

Two Things Students Need to Succeed

Good Study
Habits

+

Supportive
Community

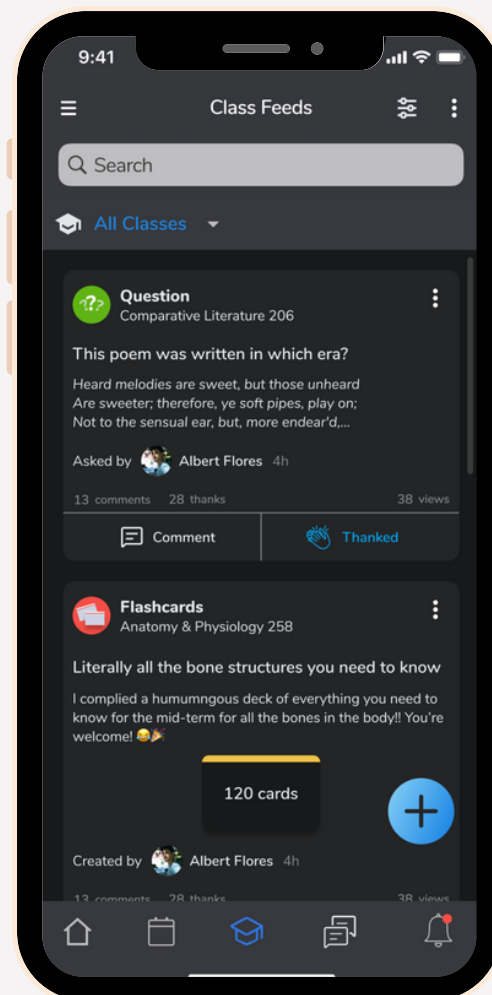


Peer Educators can have an incredible impact on the future success of a student. They remind students that they don't have to go through their college journey alone.

How Does CircleIn Help?

Proactive Tools for Connection

Help Students with Questions



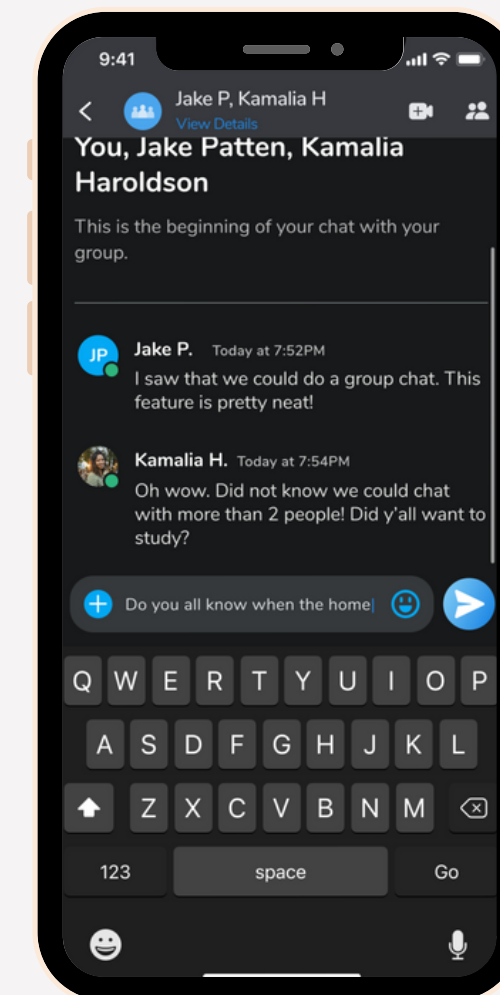
Check out the questions students are asking on their class feed. Jump in to provide help!

Face to Face Interactions



Live group video chats allow you connect face to face with students quickly and easily.

Chat with Students Instantly

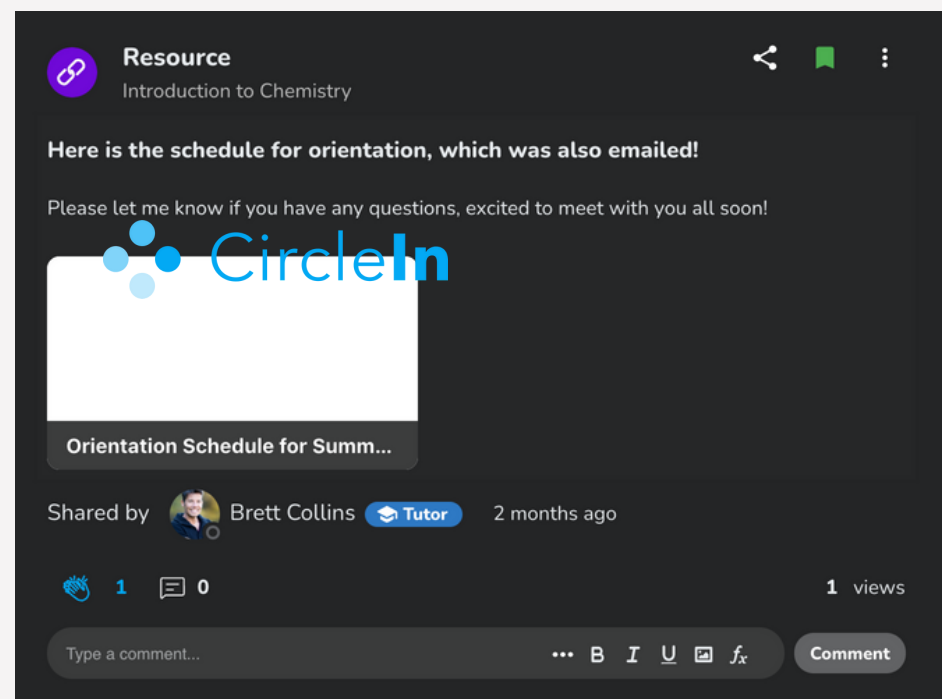


Chat features allow you to connect with students, course sections, and even help lead study groups.

How Does CircleIn Help?

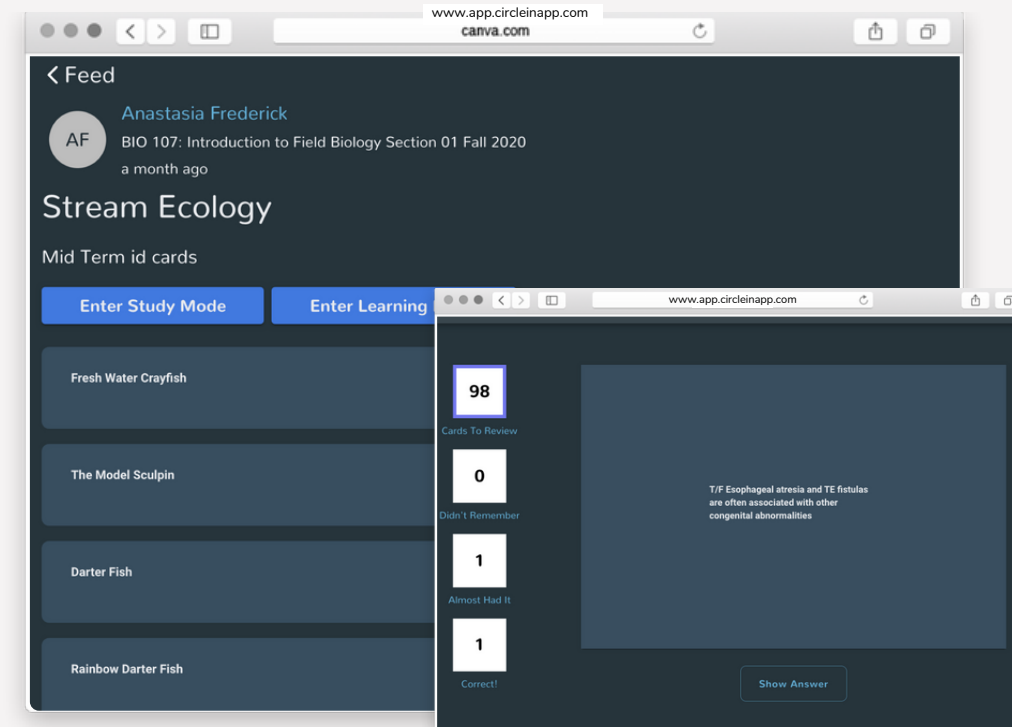
Ways to Share and Create Resources

Share Resources



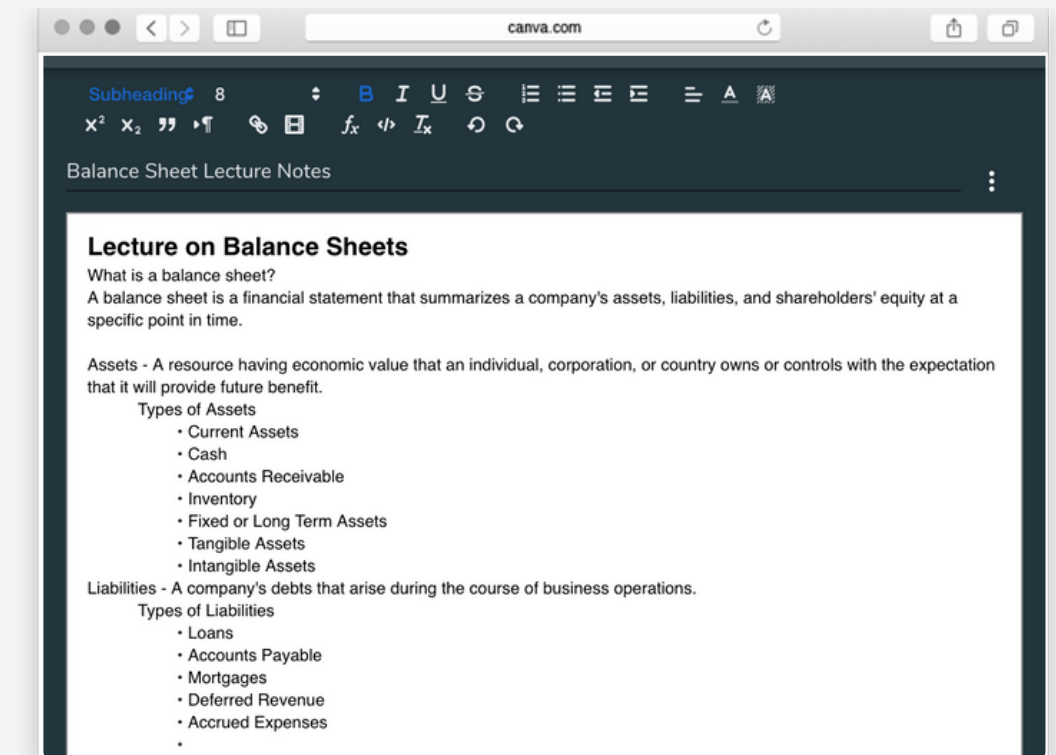
Share helpful links, videos, or notes. Share the times you are available to connect!

Exam Prep



As a peer educator, you can create exam prep materials that **all students** can have access to.

Create Notes

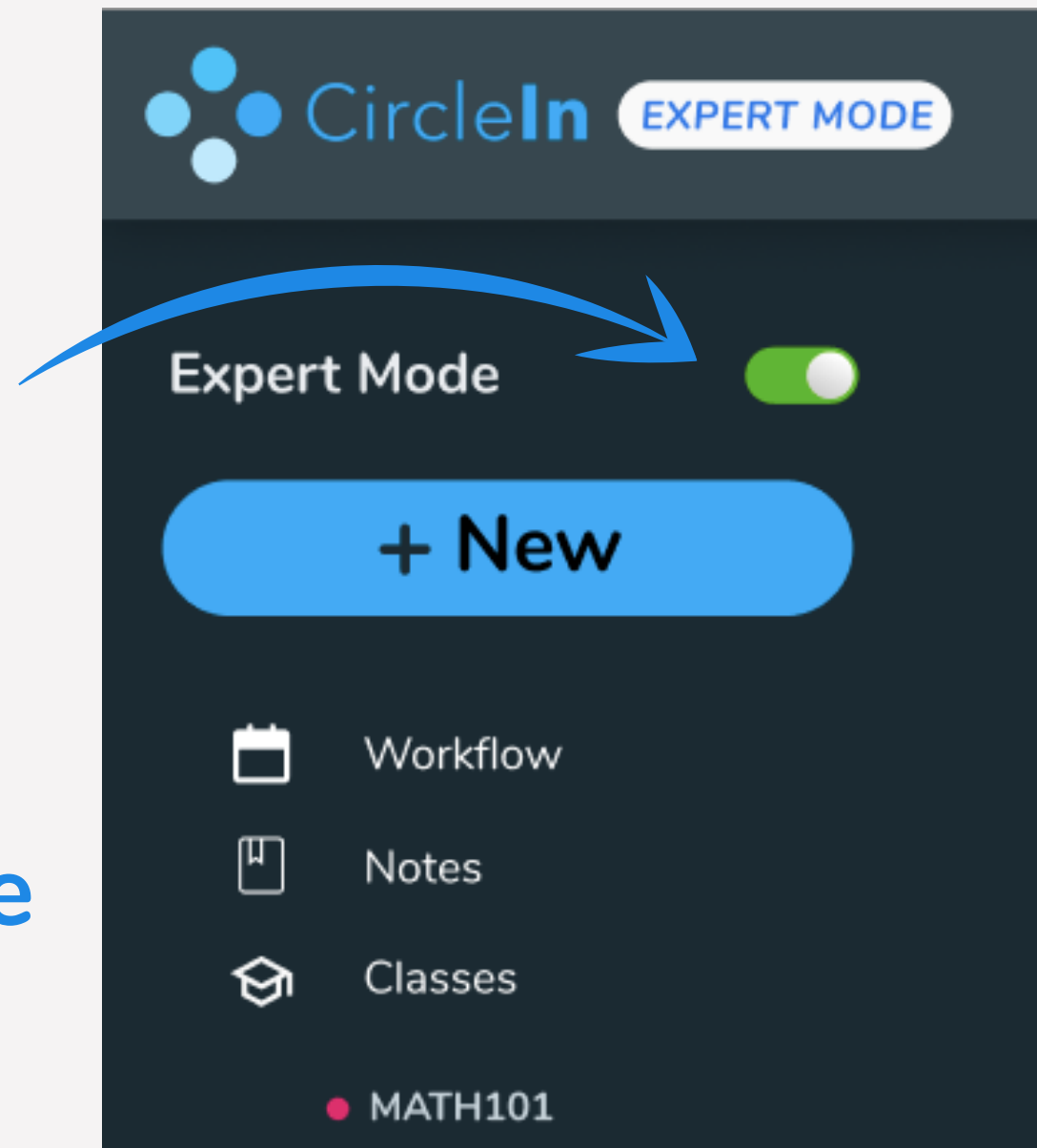


Want to write down notes during a session with a student? Need to create a layout for a study session? Check out our **note taking feature!**

Are You a Student and a Peer Educator?

Toggle back and forth between your Student Profile and Your Peer Educator Profile

Using Expert Mode



For our students with dual roles, we want to make sure you can still interact in your courses as a student, as well as the courses you support. That is why we created "**expert mode.**"

Expert mode allows you to switch between your student and support account, without logging out of CircleIn. While in expert mode, you will have access to the courses you support. When you are no longer in "**expert mode,**" you will earn points and interact with the peers in your courses as a student.

If you are not also a student, you will always be in expert mode

Keep Everything in One Place



All support roles will be identified with a badge next to your name. This helps to identify your posts so students know the help is coming from a verified tutoring source.

SI Leader

Tutor

Peer Mentor



Students and peer educators can create a deck of flashcards and use the **Study Mode** or **Learn Mode** to quiz themselves.



Share links to videos that you find helpful and help students.



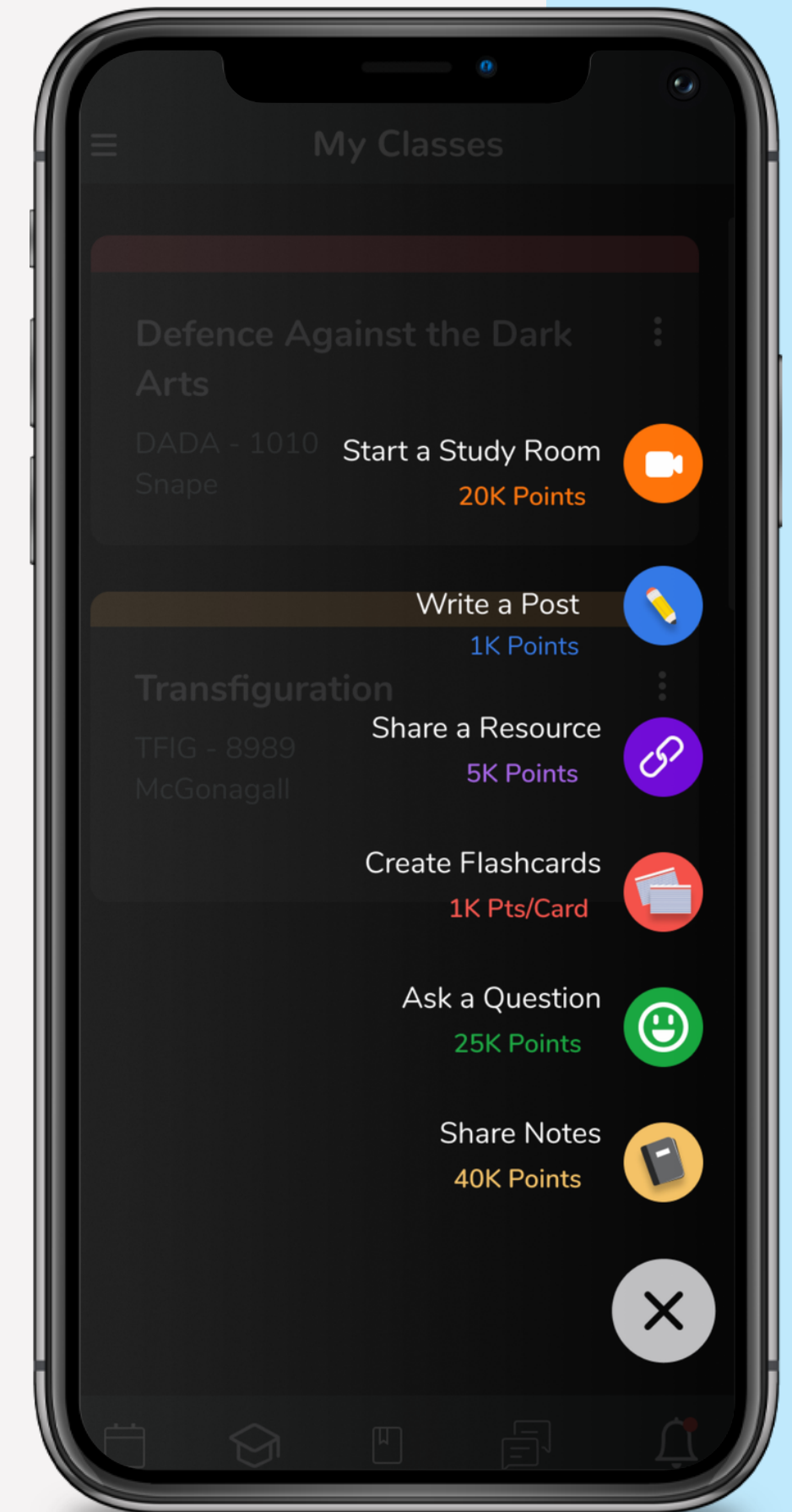
Post notes, practice problems, or study guides to help students get the information they need.



Access all the students in the course section by chatting on the autogenerated class chat. Or reach out to a student directly.



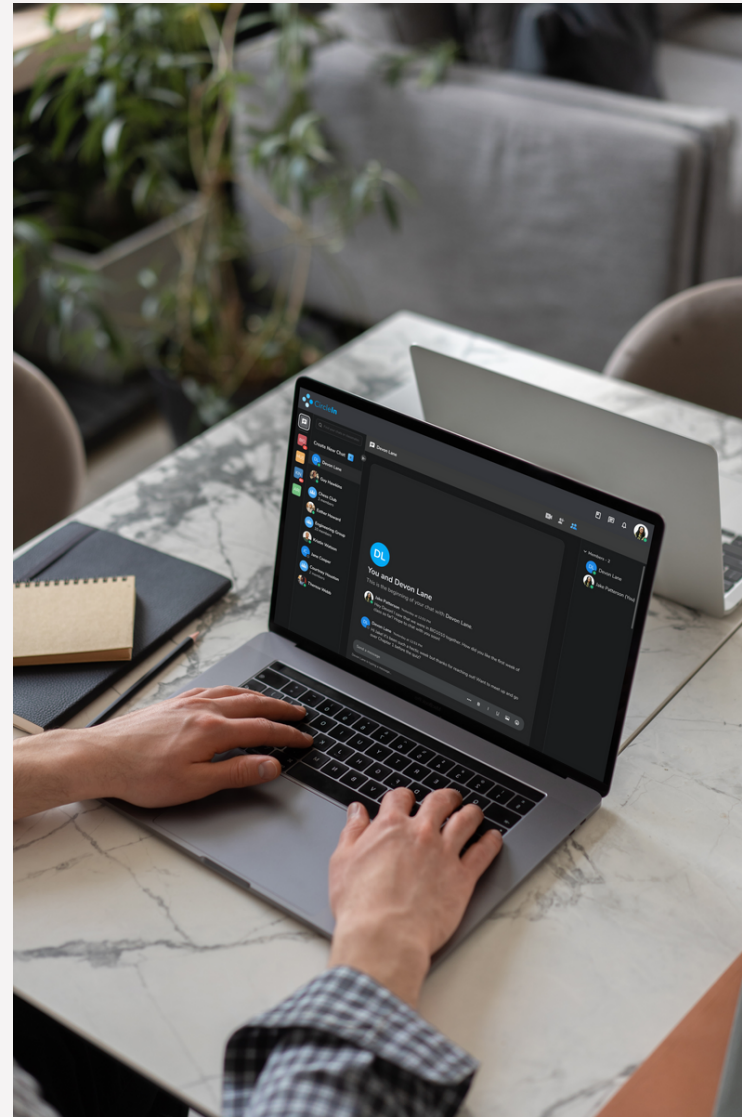
Access to students questions so you can proactively help course sections. Check and see what students are saying and how you can jump in and help!



Best Practices for Supporting Students

Downtime Activities

- Check out the class feed to see what questions have been posted. See if you can help with the questions that have not received a comment yet.
- On questions that have received help from peers, check in to see what students are saying. Click the **"thanks"** button on comments that are the most helpful for students. Or write your own helpful comment.



- We all know how stressful exams are for students. Help them out by creating flashcards they can use to review the material before the big test.
- Help facilitate a class group chat about what students can do to best prepare for the exam. What practice problems could they try? What notes could they refer back to? Anything that you think could help students get ready!
- Notice a question is being repeatedly asked during your tutoring sessions? Hop on CircleIn and upload helpful tips or images of notes on those questions to reach more students.



Pro Tip:

Download the Best Practices 2-pager to view the best practices that other SI's are using to support students on CircleIn: [Download](#)

We Want to Hear From **You**

Peer Educators have a CircleIn Success Team Member to connect with regularly. We want to know what's working, what isn't, and **how we can help**.

During your meeting with your Success Coach

- Brainstorm Ideas
 - Provide Suggestions
 - Request Changes

CircleIn wants to help tutors feel successful because we know how **incredible** your impact is on the students you help.

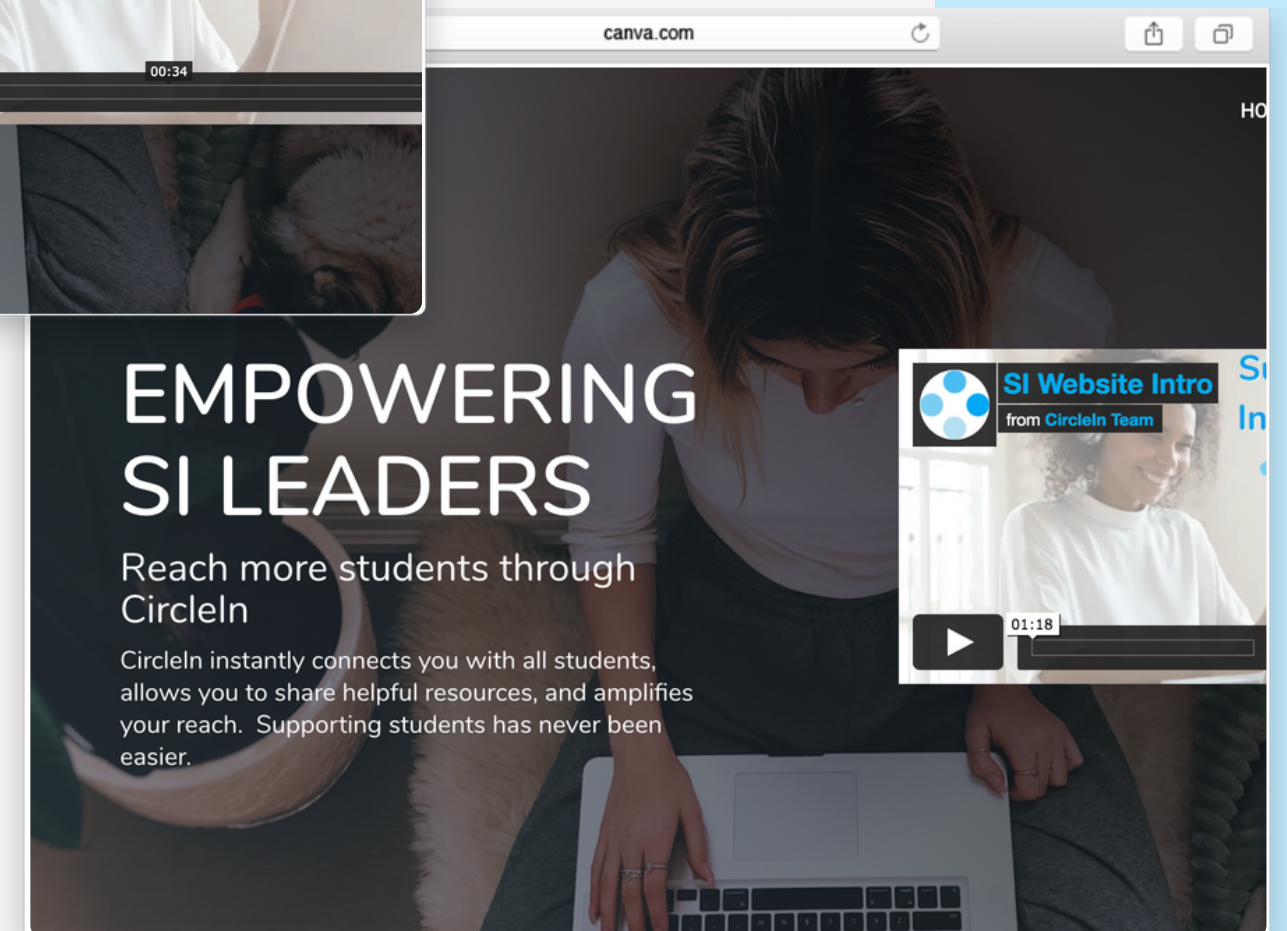
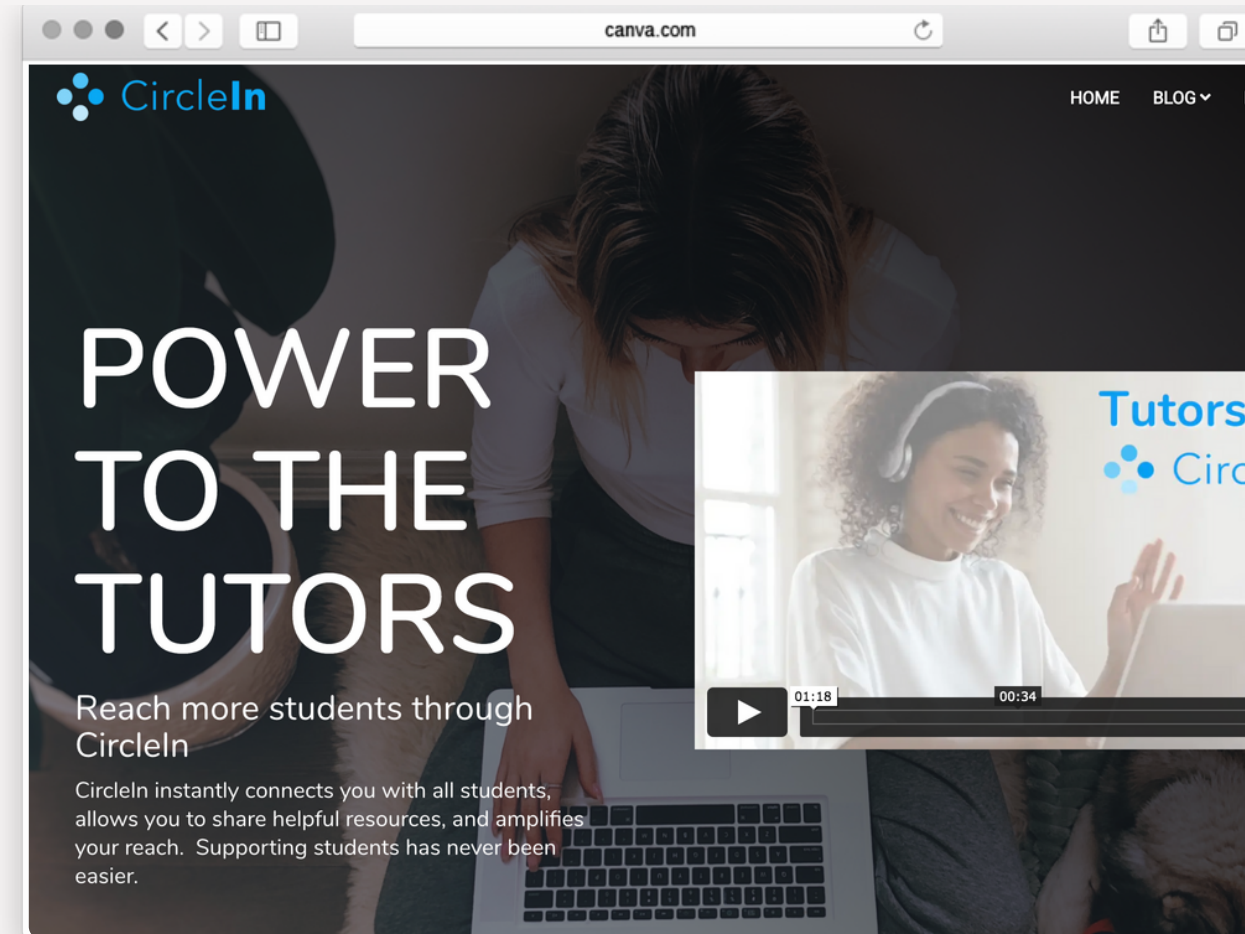


We Are Here For You

→ Every peer educator will have access to the CircleIn Resources Hub

→ You will have access to a variety of resources, including:

- Step by Step Feature Videos
- FAQ's
- Helpful Links
- Weekly Webinars
- Sandbox Account



GET SUPPORT BY EMAILING US AT SUPPORT@CIRCLEINAPP.COM