

Faculty Dashboard Guide

CircleIn is the **all-in-one** studying app and website, where students study online together and seek to help their classmates who are struggling before it is too late.

The objective of this guide is to share with you how we're
Making Studying Transparent

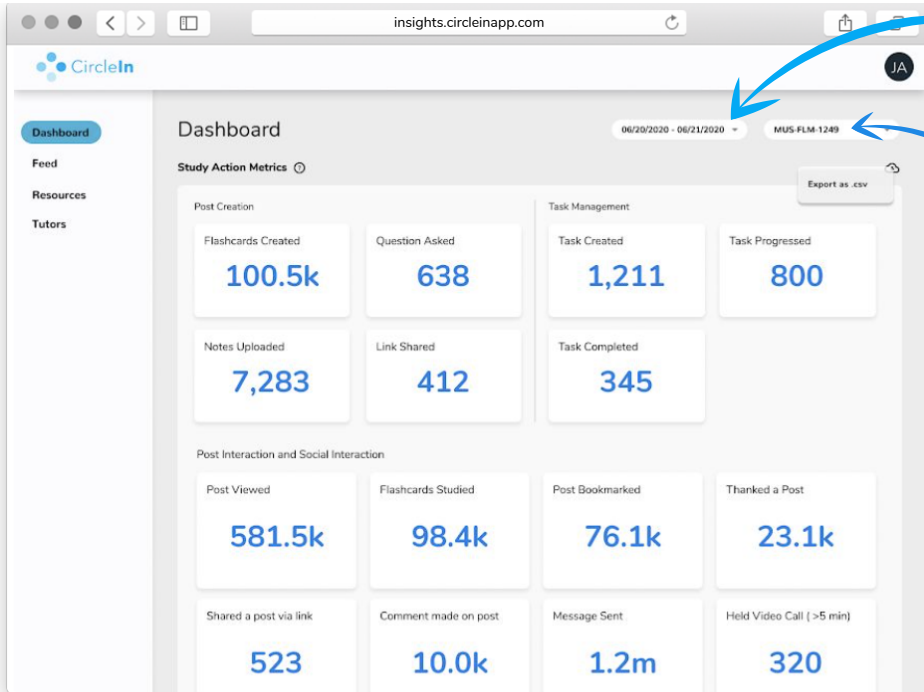


Spring 2021 Version

View Student Activity

Faculty Insights

The metrics dashboard features all study action metrics. **Study actions** are significant actions taken by a student on **CircleIn** that indicate engagement and learning.

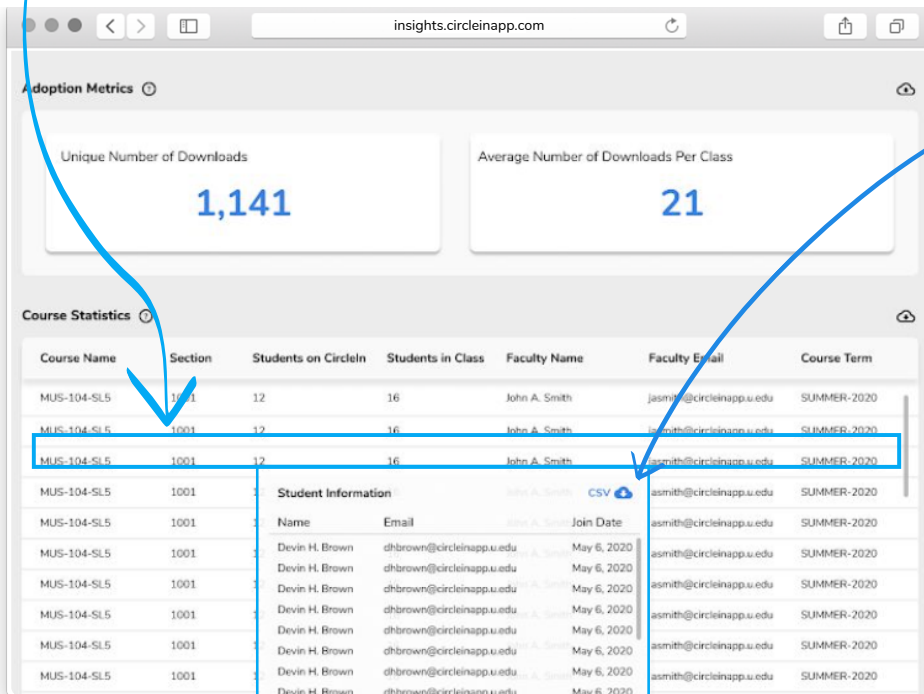


All reports can be constrained to a date range.

All reports can be constrained to specific courses.

The metrics dashboard showcases adoption metrics and an improved Course Statistics table with a hover-over table.

Know exactly which students have created a CircleIn account by hovering over each class and clicking on it. This will open up a window that will show you a list of all students who have created an account



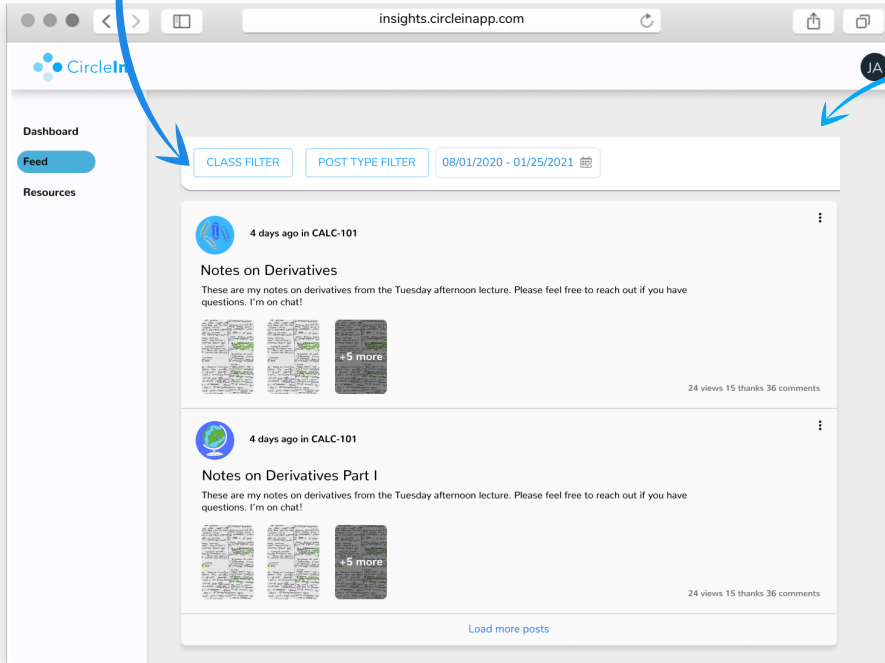
All reports are now exportable to csv.

If you choose to award bonus points to students who created an account, this is where you'll get this information.

Feed View

Gain a better understanding on what students were confused on.

- Filter the feed by **date** range, **post type**, or by **courses** that you're teaching



- Posts are now searchable in the feed view.

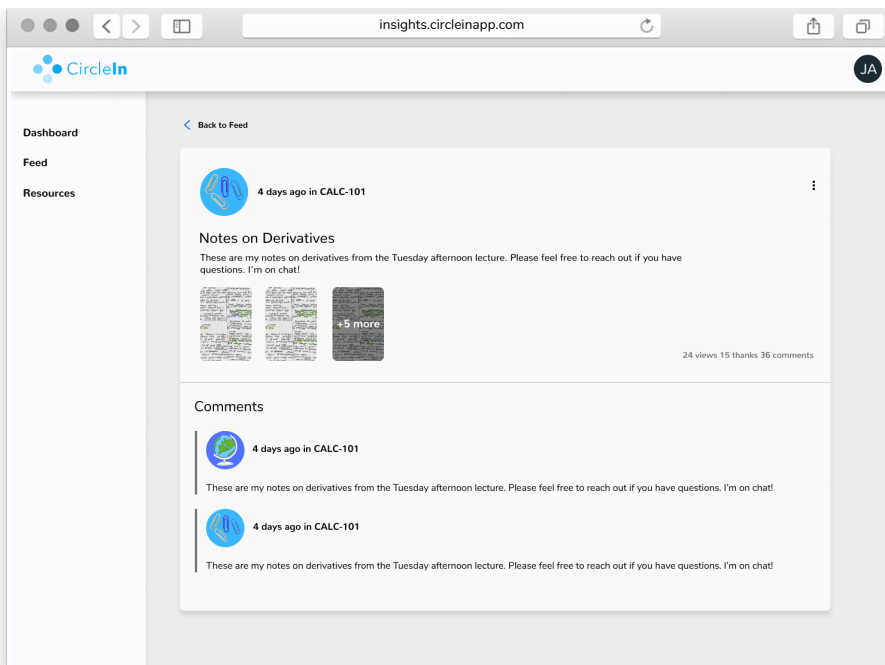
- Thumbnails are larger.

- General improved design.

Note: student names are not made visible to faculty in the feed tab. Only admins at your school will be able to see student names in this view

Click on a post and view all of the engagement.

- See all comments that were added to the thread of each post.



- Improved detail view for posts.

- Clearer distinction between post and comments.

Resource Tab

Every resource that we've made available to you will be located within your [Faculty Resource Hub](#).

- To access your Faculty Resource Hub, simply click on the "Resources" Tab



Dashboard

Feed



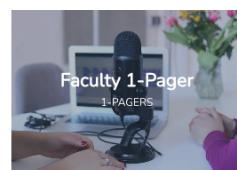
Resources

Need Help?

YOUR TOOL KIT

Use the resources below to easily announce CircleIn to your students and help them stay connected and engaged this semester.

ALL CIRCLEIN GUIDES 1-PAGERS TEMPLATES ADDITIONAL RESOURCES



CircleIn

Faculty Resource Hub

- For Spring 2021, all faculty will have access to the CircleIn Faculty Hub. A website filled with all of the resources you need to announce CircleIn, create awareness, and keep your students engaged

- ✓ Resources
- ✓ Video Library
- ✓ Communication Templates
- ✓ Support Form