

# EXCEL

EXCEL FLUID GROUP, LLC



## PUMP SUPPLIER

# 30 Years Experience

Since 1991, Excel Fluid Group has been dedicated to providing solutions in all fields of fluid handling. From a custom built pump system - even with specialised water booster designs or slurry pumps - right down to an urgent spare part requirement, our team is committed to providing the solutions you need.

The ability of our trained sales and service personnel to provide innovative, economical, and reliable solutions is supported by an unparalleled product range. This has resulted in a formidable reputation and extensive acceptance within all industry sectors.

We are the Distributors and stockists for the internationally acclaimed products such as:



**Centrifugal & Self-Priming Pumps**

**DEMING<sup>®</sup> WEINMAN<sup>®</sup>**

by **CRANE** PUMPS & SYSTEMS

**End Suction, Split Case & Process Pumps**



**Franklin Electric**

**Vertical Multi-Stage & Submersible Pumps**

**HAIGHT<sup>®</sup> PUMPS**

DIVISION OF: BAKER MANUFACTURING COMPANY, LLC

**Gear Pumps**

**HydrofloPumps**  
*Fluid Solutions™*

A Taco Group Company

**Vertical Turbine, Axial Flow & Process Pumps**

**Liberty Pumps<sup>®</sup>**

**Submersible, Non-Clog & Grinder Pumps**

**BARNES<sup>®</sup>**

by **CRANE** PUMPS & SYSTEMS

**Submersible, Non-Clog & Grinder Pumps**



**FINISH THOMPSON INC.**

PUMPING SOLUTIONS AROUND THE WORLD

**Mag Drive Centrifugal & Drum Pumps**



**GOULDS PUMPS**

**End Suction & Submersible Pumps**



**Submersible, Non-Clog & Grinder Pumps**



**INDUSTRIAL FLOW SOLUTIONS™**



**STANCOR<sup>®</sup>**  
**BJM Pumps<sup>®</sup>**

**Specialty Submersible Pumps**



**End Suction, Centrifugal & Regenerative Pumps**



# Pump Brands Cont.



**MTH PUMPS**

Regenerative & Centrifugal Pumps



**Myers**  
Pentair Water

Submersible, Grinder & Sump Pumps

**NETZSCH**

Progressive Cavity & Rotary Lobe Pumps



**PIONEER PUMP**



Franklin Electric

Self Priming & End Suction Pumps



**PENTAIR**  
BERKELEY

End Suction, Vertical Multi-Stage Pumps

**SLURRYPRO**

A BETTER SLURRY PUMP EXPERIENCE

Centrifugal Slurry Pumps

**SULZER**

Submersible, Non-Clog & Grinder Pumps



**TSURUMI PUMP**

Submersible, Non-Clog & Grinder Pumps

**VERDERFLEX**

Peristaltic Hose & Air Operated Diaphragm Pumps



**VOGELSANG**

ENGINEERED TO WORK

Channel Grinders

Preferred Excel Fluid Group Partner

# Controls



**CONTROLS**



PV600 and Custom Controls



**SJE**

**CSI** controls

Standard Control Panels

**SEE WATER** Inc.

Standard Control Panels

These pump and control products are complimented by a broad range of other manufactured and sourced pumping equipment.

Our service and repair department can provide comprehensive support for all types of fluid handling equipment.

# Submersible



**Applications:** Industrial Waste  
- Storm Water Drainage  
- Mine Dewatering  
- Scale Pit

**Features:** Multiple Impeller Designs  
- Extensive Range of Seal Configurations  
- Various Materials of Construction  
- Free Standing of Guide Rail


**Capacities:** Flows up to 38,000 GPM  
- Heads up to 470 ft. TDH  
- Sizes from 3 in. to 30 in.

# Solid Handling

**Applications:** Industrial Waste  
- Process Waste  
- Wash Lines  
- Storm Water Drainage

**Features:** Multiple Impeller Designs  
- Vertical and Horizontal Configurations  
- Various Materials of Construction

**Capacities:** Flows up to 44,000 GPM  
- Heads up to 860 ft. TDH  
- Sizes from 3 in. to 30 in.



# Self Priming



**Applications:** Process Water  
- Mine Dewatering  
- Wash Lines  
- Industrial Waste

**Features:** Wet-Prime & Dry-Prime  
- Wide Range of Drive Configurations  
- Various Materials of Construction  
- Highly Efficient Design

**Capacities:** Flows up to 44,000 GPM  
- Heads up to 860 ft. TDH  
- Sizes from 3 in. to 30 in.  
- Suction lift to 25 ft. and Dry Prime to 28 ft.



# End Suction & Split Case

**Applications:** Potable Water Transmission  
- Industrial Processes  
- Hot or Chilled Water Circulation  
- Chemical Services

**Features:** Frame Mounted End Suction  
- Split Case Double Suction  
- End Suction Self Flushing Mechanical Seal  
- Split Case Heavy Casting Absorbs Vibration

**Capacities:** Flows up to 7,000 GPM  
- Heads up to 500 ft.  
- Sizes from 2 in. to 12 in.  
- Operating pressures up to 450 psig



# Peristaltic Hose

**VERDERFLEX®**



**Applications:** Mining Industry  
- Ceramic Industry  
- Food & Beverage  
- Chemical Industry

**Features:** Sealless  
- Unaffected by Abrasive Products  
- Run Dry with No Damage  
- Highly Accurate Metering


**Capacities:** Flows up to 660 GPM  
- Pressures up to 230 PSI  
- Pump Slurries Up to 80% Solids  
- Non-metallic Flanges for Corrosive Liquids

# Progressive Cavity

**Applications:** Industrial Wastewater  
- Chemical Process  
- Adhesives & Resins  
- Food & Pharmaceutical


**Features:** Extensive Range of Materials of Construction  
- Four Different Rotor/Stator Geometers  
- Wide Variety of Shaft Sealing Options  
- Five Different Styles of Drive Joints

**Capacities:** Flows up to 2,000 GPM  
- Pressures to 720 PSI  
- Particle Sizes up to 6 in.  
- Viscosities from 1 cps to 3 million cps



# Centrifugal Process

**SLURRYPRO®**  
A BETTER SLURRY PUMP EXPERIENCE



- Applications:** Hot & Chill Water Circulation - Hot Oil  
- Cooling Tower Systems - Wash Systems  
- Chemical Process - Ammonia Systems  
- Pressure Boosting - Tailings, Sand & Slurry Transfer
- Configurations:** End Suction Horizontal & Vertical  
- ANSI Dimensional - Inline  
- Split Case - Metallic and  
- Vertical Multistage - Non Metallic Options
- Capacities:** Energy Efficient up to 89%  
- Flows up to 61,000 GPM  
- Heads up to 800 ft. TDH  
- Sizes from 3/4 in. to 32 in.

# Rotary Lobe

- Applications:** Sludge Transfer  
- Chemical Process  
- Polymers and Adhesives  
- Industrial Waste

- Features:** Multiple Materials of Construction  
- Compact Design  
- Full Service in Place  
- Dry Running Capability

- Capacities:** Flows up to 4,400 GPM  
- Pressures up to 116 PSI  
- Particle Size Up to 2.75 in.  
- High Temperature Applications



**NETZSCH**

# Magnetic Drive

**FTI** FINISH THOMPSON INC.  
PUMPING SOLUTIONS AROUND THE WORLD



- Applications:** Chemical Manufacturing & Processing  
- Metal Plating and Finishing  
- Fume Scrubbing  
- OEM Equipment

- Features:** Run Dry Capability  
- Wide Range of Wetted Materials  
- Neodymium Magnets  
- Self-Priming Models

- Capacities:** Flows up to 2,000 GPM  
- Pressures up to 300 PSI




# Gear

**Applications:** Chemical  
- Lubricant Filtration  
- Hot Oils  
- Asphalt Products

**Features:** Internal & External Gear  
- Magnetic Drive Options  
- Material Options  
- Hardened Gear Sets

**Capacities:** Flows up to 2,100 GPM  
- Pressures to 5,000 PSI



**HAIGHT® PUMPS**  
DIVISION OF: BAKER MANUFACTURING COMPANY, LLC

# Food Process

**NETZSCH**

**Applications:** **Bakery** - Yeast Slurry, Batters, Dough - **Brewing** - Beer, Crushed Fruit  
- **Beverages** - Alcohol, Wine, Fruit Drinks, Spring Water  
- **Canning** - Baby Foods, Soups, Puddings, Salad Dressing  
- **Confectionery** - Chocolate, Cocoa Butter, Cream Fillings  
- **Dairy** - Whey, Milk, Cream, Ice Cream, Cheese, Yogurt, Butter  
- **Meat Processing** - Smokehouse Spray, Liquid Fat, Blood Processing, Frying Oil, Rendering Operations  
- **Food Processing** - Sweeteners, Tomato Base, Cream Style Vegetables, Gravy, Citrus Processing  
- **Pharmaceutical** - Toothpaste, Hand Cream, Cosmetics, Medical Products, Shampoo



**Configurations:** Centrifugal - Sanitary and Process

**VERDERFLEX®**

- AOD - Sanitary  
- Gear - Process  
- Progressive Cavity

- Peristaltic Tube & Hose  
- Lobe  
- Drum

# Other Options

## Pumps and Related Equipment:

- **Vacuum Pumps** - Dry and Liquid Ring
- **Drum Pumps** - Plastics and Stainless Steel
- **Regenerative Turbine** - Sealed and Canned Motor
- **Motors** - From Standards to Application Specials
- **Drives** - From Basic Soft Starters to Custom Programmed VFD's
- **Valves** - Process Control Valves and Custom Solutions

## Package Systems:

- Custom Solutions for Your Application
- Design, Built, and Tested all in One Location
- Built to Your Specifications
- Performance Guarantees
- CAD Drawings



[www.excelwarehouse.com](http://www.excelwarehouse.com)

Our stock of over 200 pump industry products allows you to find the item for your water, wastewater, or pumping application and know that you can get it in a timely manner. The [Excel Pump Warehouse](#) includes:

- A variety of submersible chopper, non-clog, grinder, effluent, and ejector pumps
- Pump station accessories that include break-away fittings, control float brackets and switches, chains, and more
- Various mechanical overhaul, repair, service, hardware, and seal kits
- Pump parts and spares including cord sets, pressure switches, and more

**(888) 419-4106**



## Maintenance Plus Program

Is it difficult for you and your team to remember to complete your regular pump maintenance? Have peace of mind with our Maintenance Plus plan. Depending on your plan, we will complete a full service on your pump system annually, semi-annually, or quarterly. If anything goes wrong with your pump, we have the resources to repair, replace, or maintain your pump station for seamless downtime and ideal upkeep.



Planning downtime and avoiding long delays

Knowing your pump station is running efficiently

Preventative maintenance

Extending your pump station's lifespan

Overall pump station knowledge through training



800-892-2009 | [sales@excelfluidgroup.com](mailto:sales@excelfluidgroup.com)

[excelfluidgroup.com](http://excelfluidgroup.com) | [excelpumpwarehouse.com](http://excelpumpwarehouse.com)