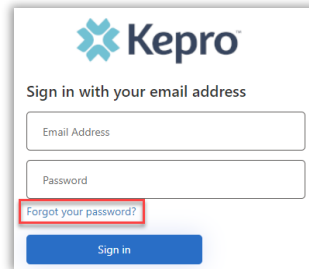


Summary

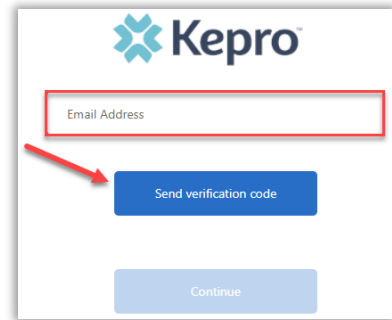
For a forgotten password, a user can reset their password by following the instructions below.

- 1 Click Forgot Password?**
From the login page, click **Forgot Password?**



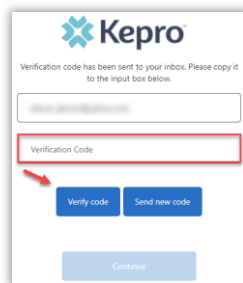
Kepro
Sign in with your email address
Email Address
Password
Forgot your password?
Sign in

- 2 Enter Email Address**
Enter the email address associated with the account and click **Send Verification Code**

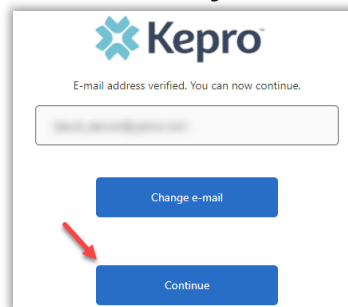


Kepro
Email Address
Send verification code
Continue

- 3 Email Verification**
Enter verification code sent to email, click **Verify code**, then click **Continue**.

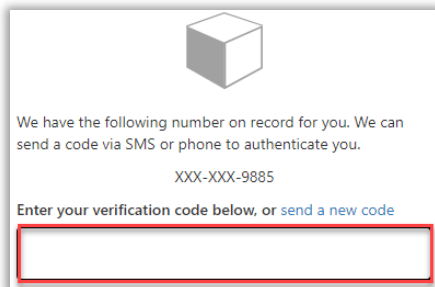


Kepro
Verification code has been sent to your inbox. Please copy it to the input box below.
Verification Code
Verify code Send new code
Continue

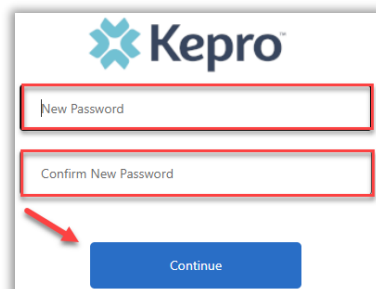


Kepro
E-mail address verified. You can now continue.
Change e-mail
Continue

- 4 Phone Verification**
Select Send Code or Call Me for the phone verification. Enter code received via SMS or press # to complete call verification. Create new password and click **Continue**.



We have the following number on record for you. We can send a code via SMS or phone to authenticate you.
XXX-XXX-9885
Enter your verification code below, or send a new code



Kepro
New Password
Confirm New Password
Continue

Account Locked? After several unsuccessful login attempts, your account will lock. To unlock, you will need to contact Kepro Customer Support for assistance.