



Material to create MeetApp

What is this?

This document describes what graphical material and texts we require to build your app. If you for some reason do not send us these, we will create new material based on your logo and colours. The image sizes below are described in pixels (width*height). Please send all images in png format.

Process

1

As soon as we have the graphical input from you we will create mockups of the design for you to review. You will typically receive the mockups within 1-3 days.

2

When you have approved the design, we will start the production of your app.

3

Once we have built your app we will send it to AppStore and Google Play where it will go through their approval process.

Apple developer license

Building and approving the apps (steps 2-3 above) takes between 3-5 days in most cases, but since Apple's review times vary significantly, this part of the process can take around two weeks from your approval of the mockups (**read more in the Apple developer guide**). If you see that the timing will become an issue for your event, please contact your MeetApp representative.

Material to submit

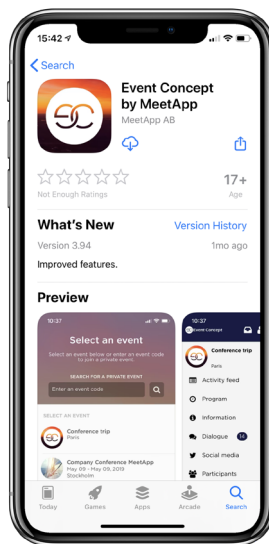
Name and description

- Name of the app under icon (max 12 characters including spaces).
- Name of the app for AppStore, can be the same as under the icon but can also be longer (max 30 characters including spaces).
- Text to describe the app in AppStore. If you do not provide us with a text to describe the app we will use this standard text:

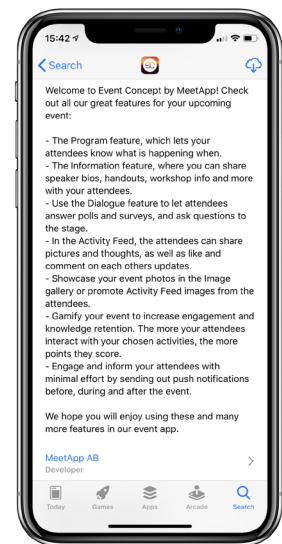
"This is our event app. It will be used for showing the agenda, speakers and other practical information about the event. In the app you will be able to answer polling questions as well as asking questions to the stage. The app will be used to send out push notifications with updates before and during the event. We hope you will enjoy using these and many more features in the app during the event."



Name under
app icon



Name in iTunes
& Google play

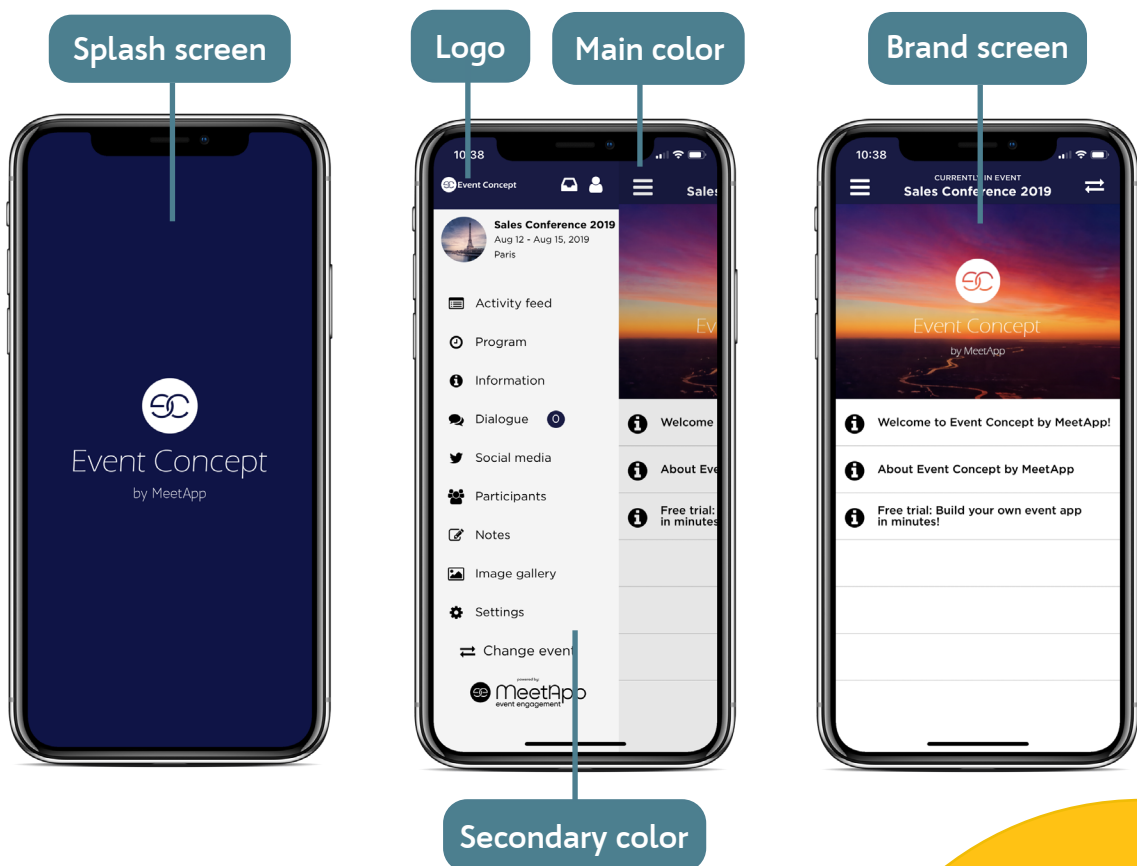


Description in iTunes
& Google play

Material to submit

Branding and graphics

- **Main colour** to use as theme in the app and background on the splash screen.
- **Secondary color**, this is the color behind the menu buttons.
- **Logo**, 540x540 px or 1500x540 px on transparent.
- **Brand screen** image – this is the main app theme image, showing on top of the brand screen. One image, size 640 x 440 png.



Font

We use our standard font "Gotham-Book" in the app, this is not adjustable.

Material to submit

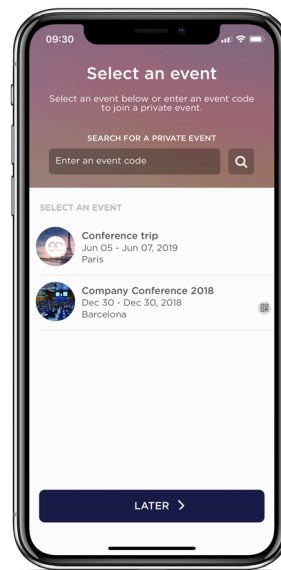
Branding and graphics

- **App icon** - 1024x1024 png image. **Two versions:** One image with logo or symbol on square background, and one version with the logo or symbol on a transparent background. Note: please keep sharp 90-degrees corners. The round corners on iPhones is automatically done by Apple.
- **Event selection** background image – this image shows behind the event selection screen. If not provided we will use a colour block here instead. 640 x 1136 png
- **Android Google Play Featured image** (header in Google Play). 1024 x 500 png.



App icon

1024 x 1024 px
png format



Event selection

640 x 1136 px
png format

Need help with
the graphics?

Email us at
delivery@meetappevent.com
and we will assist you.



MeetApp
event engagement

Thank you for choosing MeetApp!

If you have any questions during your MeetApp experience,
please contact our support or delivery team.

Support: support@meetappevent.com

Delivery: delivery@meetappevent.com