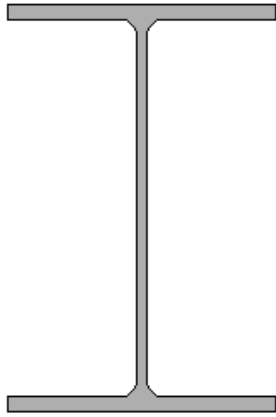




ABC Sheds Vs Purlin Sheds

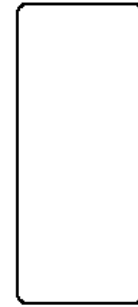



Nothing Less than than 6mm Material

Bolted Connection Plates

1m Deep Embedded Footing Connections

Fully Hot Dip Galvanised Frame
85 - 200 microns Thick



Purlin Sheds

Nothing Greater than 2mm Material

Tekscrewed Connections

Glued or Dynabolted Footing Connections

PreGal Frame
7 - 42 microns Thick

