



GEN-1000 SERIES HEAVY DUTY SURFACE MOUNT FLOOR SYSTEMS



PRODUCT DESCRIPTION

The GEN - 1000 Series Expansion Joint Cover is an ideal Cover for Floor to Floor applications.

The Series is suitable for Exterior Areas where Heavy-Duty Vehicular Traffic is present.

The components of the GEN-1000 cover are:

- Elastomeric Rubber Molded Independent Steel Plates.

The GEN - 1000 Series is an Elastomeric Rubber + Steel Expansion Joint Cover Profile specifically designed for Areas where Heavy-Duty Loads are expected.

The Profile consists of Elastomeric Rubber Encapsulated Steel Plates that can accommodate Seismic/Multi-Directional Movement and Vertical Deflection between Slabs.

Being made of Elastomeric Rubber, the profile also has Sound Absorption Properties.

The design of the System reduces Potential Tripping Hazard by providing a Smooth, Slip Resistant Transition over the Expansion Joint Opening.

The Profile flexes in an occurrence of Vertical Displacement between opposing slabs and the Steel inserts assure High Load Carrying Capability.

RECOMMENDED FOR

- Heavy Duty Traffic Areas and Heavy Load Bearing Areas.
- Exterior Areas.
- Parking Structures.
- Pedestrian Bridges and Walkways.
- Stadium Concourses.

TECHNICAL DATA

Encapsulating Elastomeric Rubber Profile

Material: Thermoplastic Elastomer or Ethylene Propylene Diene Monomer.

Hardness: 60 - 70 ShoreA (ASTM D 2240).

Finish: Grooved Finish.

Colors: Black.

Steel Plates

Galvanized Iron Plates or Stainless Steel Grade 304 Centre Plates.



GEN-1000 SERIES HEAVY DUTY SURFACE MOUNT FLOOR SYSTEMS

STORAGE & HANDLING

EPDM

- **Storage**

The storage temperature must remain below 25° C.

There should be no direct heat sources in the storage area.

The seals should not be exposed to direct sunlight.

The seals must be protected from the effects of ozone and ionizing radiation.

The seals must be stored so as to avoid their being under tensile stress.

PACKAGING

- Elastomeric Rubber Profile Encapsulated Steel Plates: Standard Supply Length of 2.00 LM per piece.
- Moisture Barrier: Variable Length as per requirement.
- Accessories: Original Manufacturer Packing.

SUBSTRATE REQUIREMENT & PREPARATION

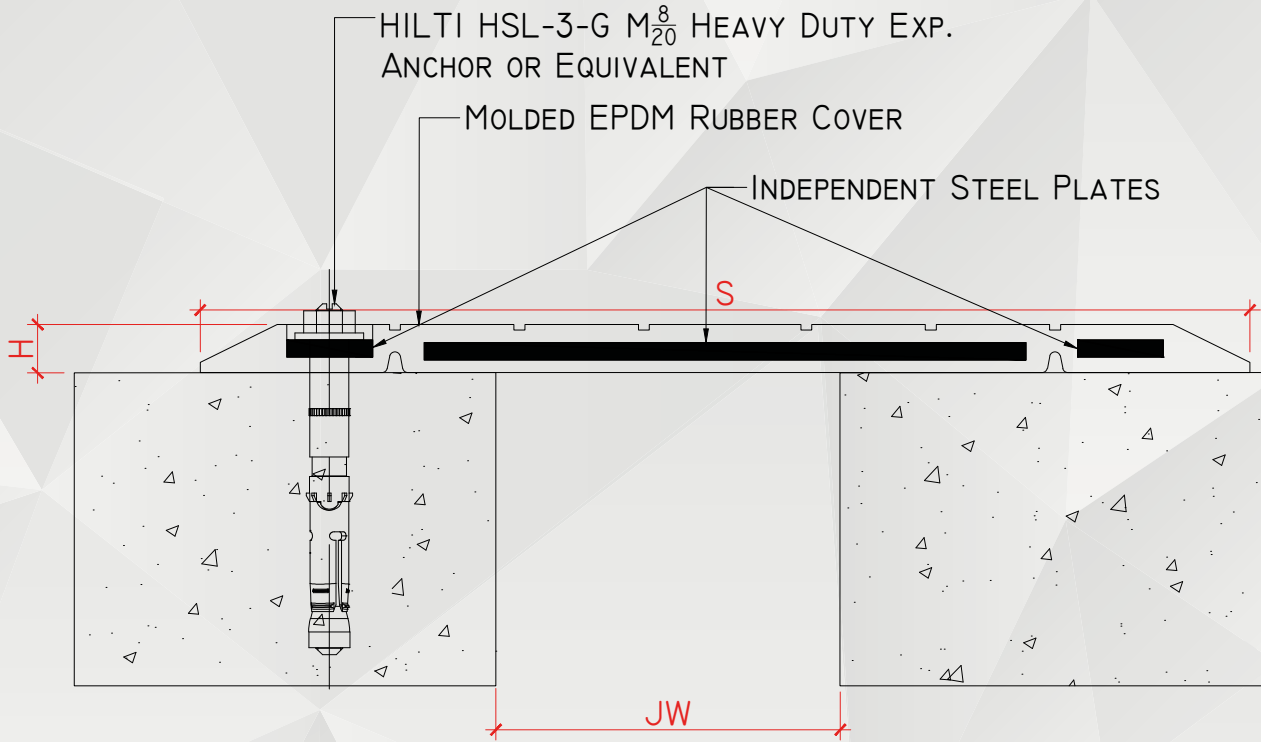
- The surface must have sufficient clearance from the reinforcement to provide enough space for the anchor.
- The surface must be level with a Maximum Tolerance of +/- 2 mm to provide the best Aesthetic Finish.
- The Gap must be level with a Maximum Tolerance of +/- 5 mm. The largest gap dimension in the length should correlate with the gap size of the Expansion Joint cover ordered.

INSTALLATION

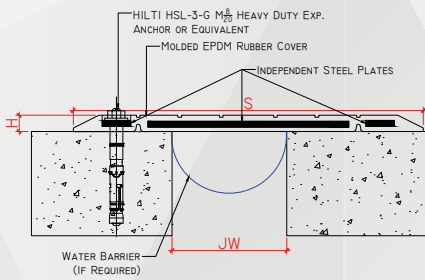
Kindly refer to the detailed GENOTEK installation instructions or contact your nearest GENOTEK Technical Centre for the same.



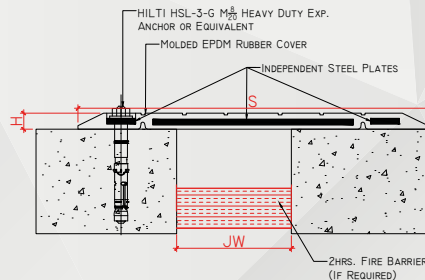
GEN-1000 SERIES HEAVY DUTY SURFACE MOUNT FLOOR SYSTEMS



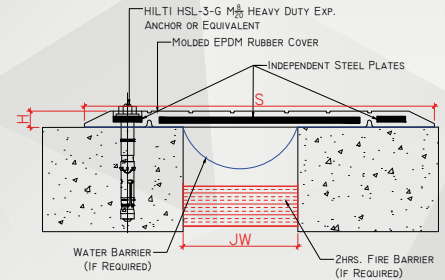
OPTIONAL: WITH WATER BARRIER



OPTIONAL: WITH FIRE BARRIER



OPTIONAL: WATER BARRIER & FIRE BARRIER



<input checked="" type="checkbox"/>	SKU	NAME	JOINT WIDTH, JW (MM)	HEIGHT, H (MM)	SIGHTLINE, S (MM)	MOVEMENT CAPACITY (%)	LOAD CAPACITY (KN)
<input type="checkbox"/>	GENI00010014305	GEN-I000-100	100	14	305	±50	35
<input type="checkbox"/>	GENI00015014355	GEN-I000-150	150	14	355	±50	35
<input type="checkbox"/>	GENI00018014405	GEN-I000-180	180	14	405	±50	35
<input type="checkbox"/>	GENI00020017457	GEN-I000-200	200	17	457	±50	35

NOTE: 1. THE ABOVE DRAWINGS ARE FOR ILLUSTRATION ONLY, PLEASE SEE THE SYSTEM DRAWING OF THE PROFILE FOR THE SECTION DETAILS AS SPECIFICATION MAY VARY.

2. THE ABOVE SIZES ARE FOR REFERENCE, ADDITIONAL SIZES MAY BE AVAILABLE AND / OR CUSTOMIZED. KINDLY CONTACT GENOTEK TECHNICAL SUPPORT FOR MORE INFORMATION.