



Financial Aid:

Demographics, Data and Support for Student Success

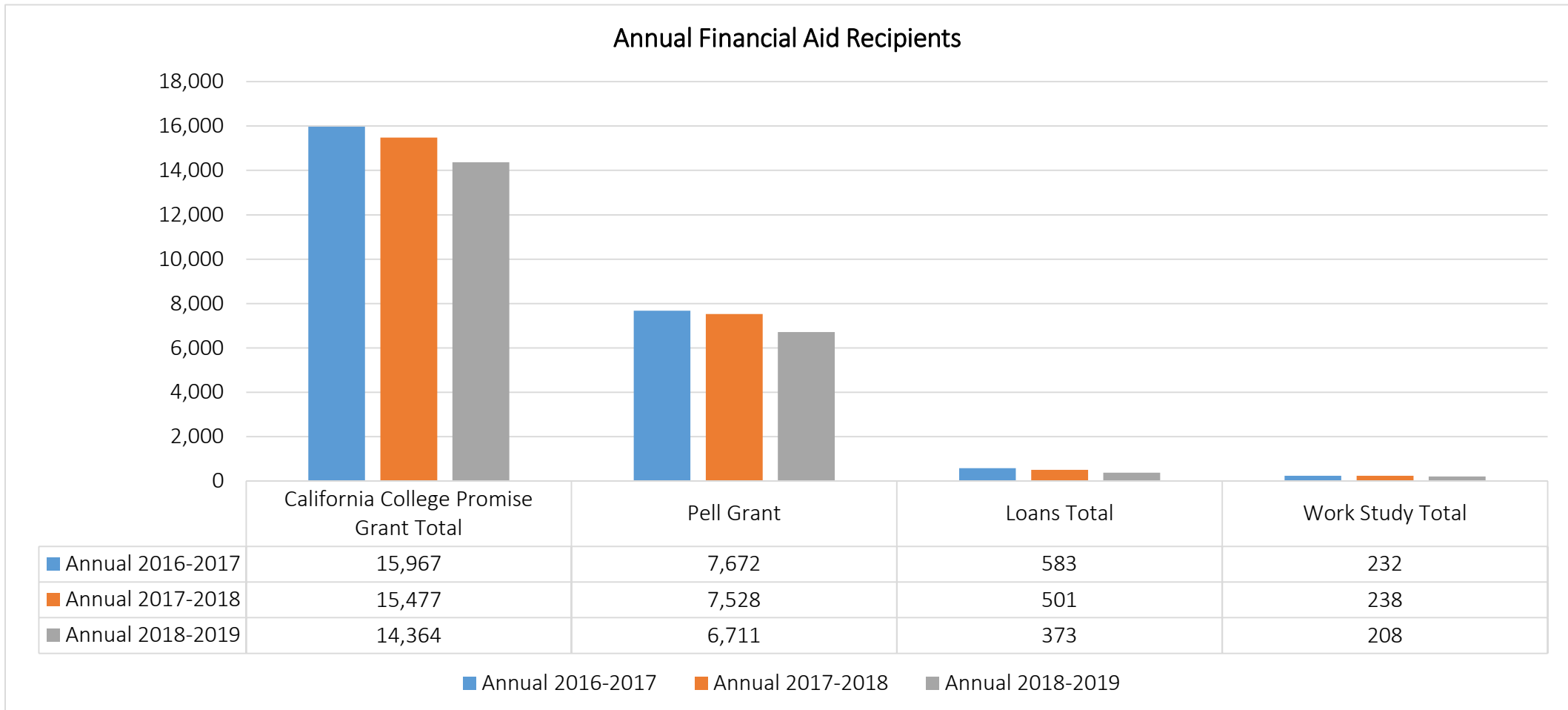
Peralta Community College District



Successful, Efficient and
Responsive Financial Aide
Processes are Directly Tied to
Student Success



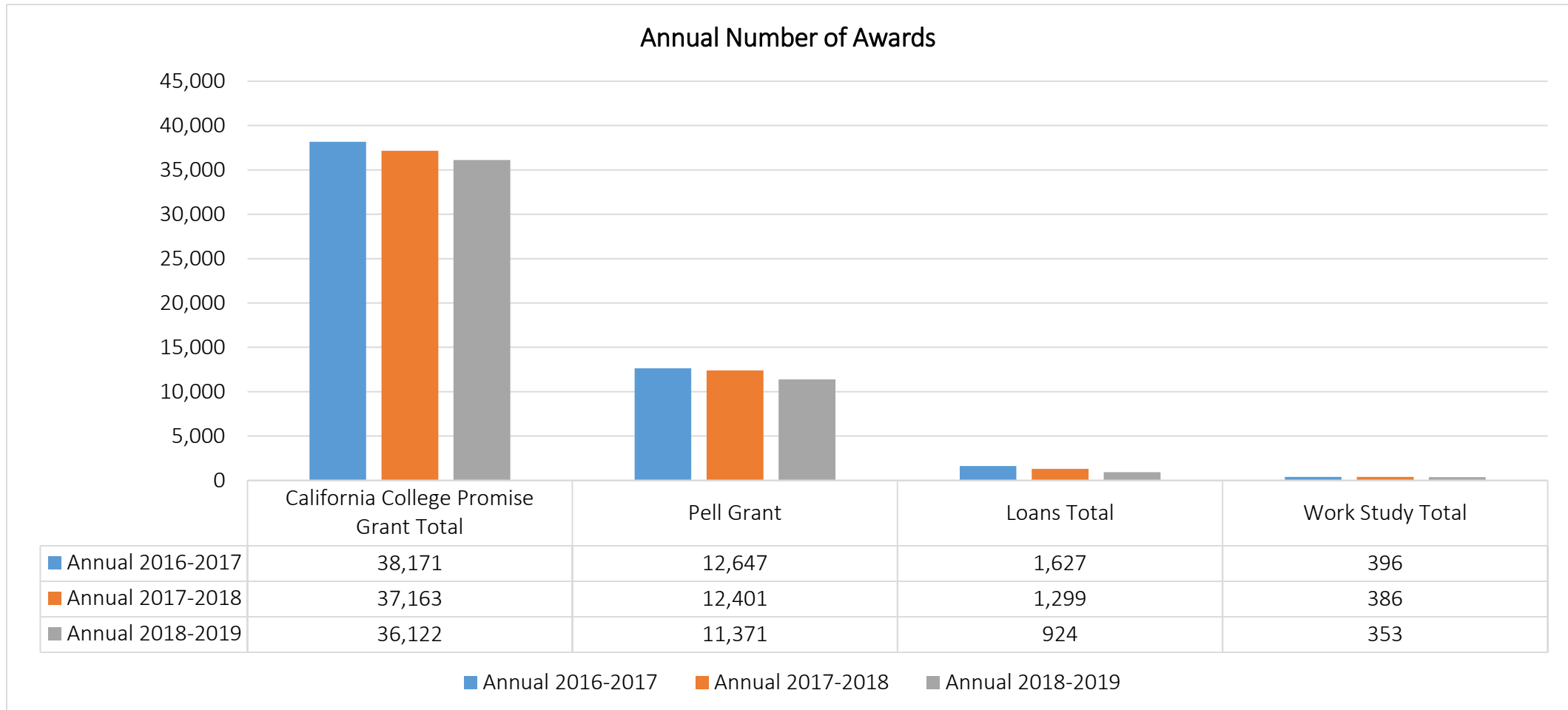
PCCD Student Data



Source: CCCCO Data Mart

Note: Loans reflect federal government loans only.

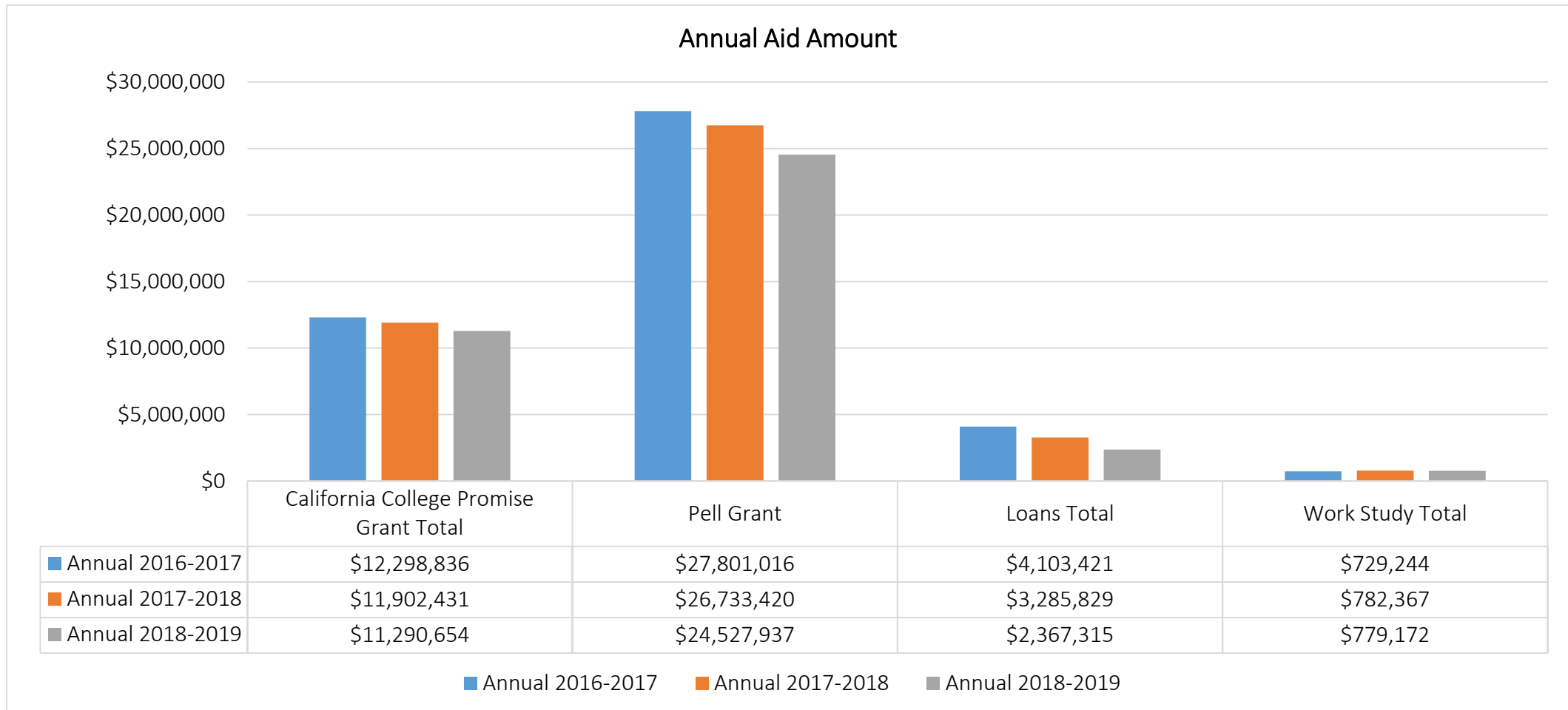
PCCD Student Data



Source: CCCC Data Mart

Note: One student can receive multiple aid awards. Loans reflect only those from the federal government.

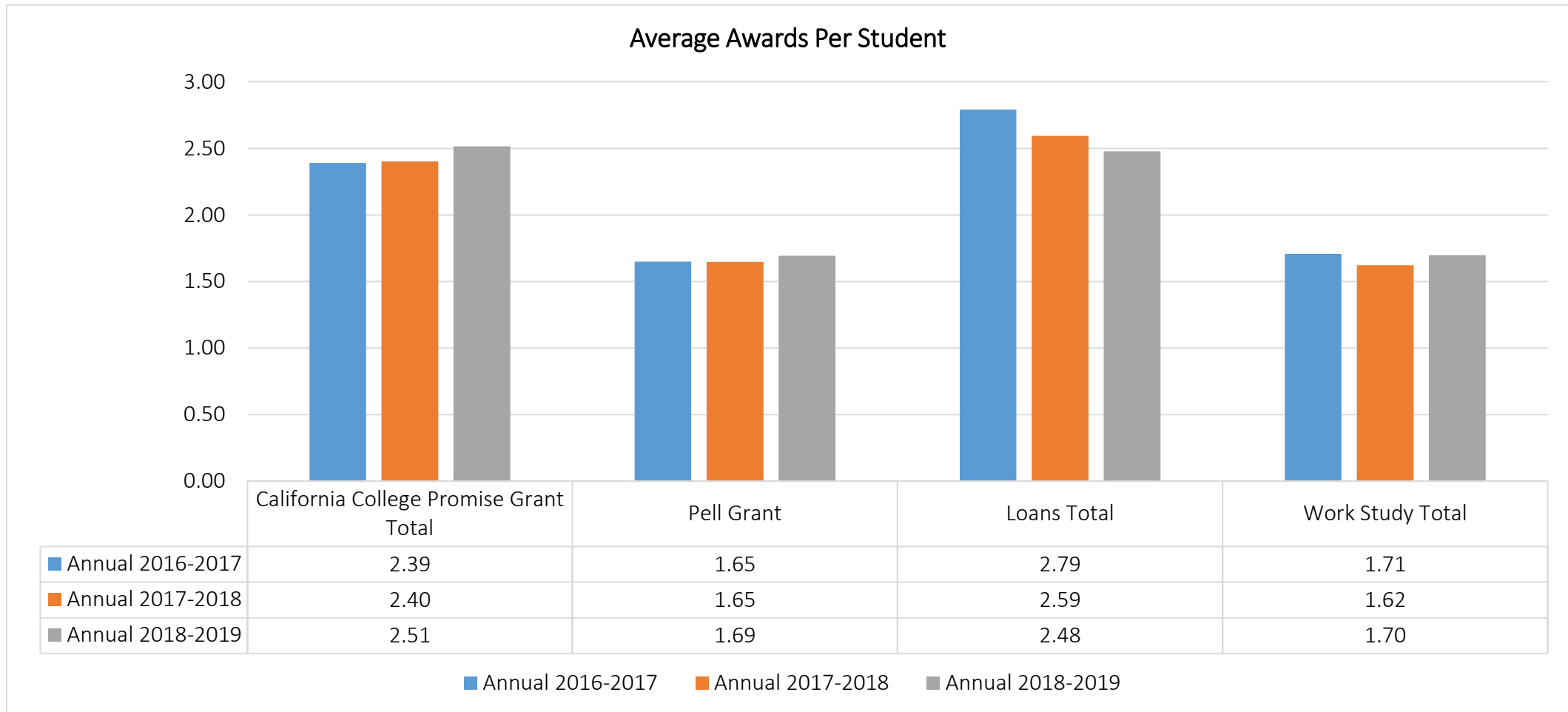
PCCD Student Data



Source: CCCC Data Mart

Note: Grants include both federal, state, and institutional grants. Loans reflect only those from the federal government.

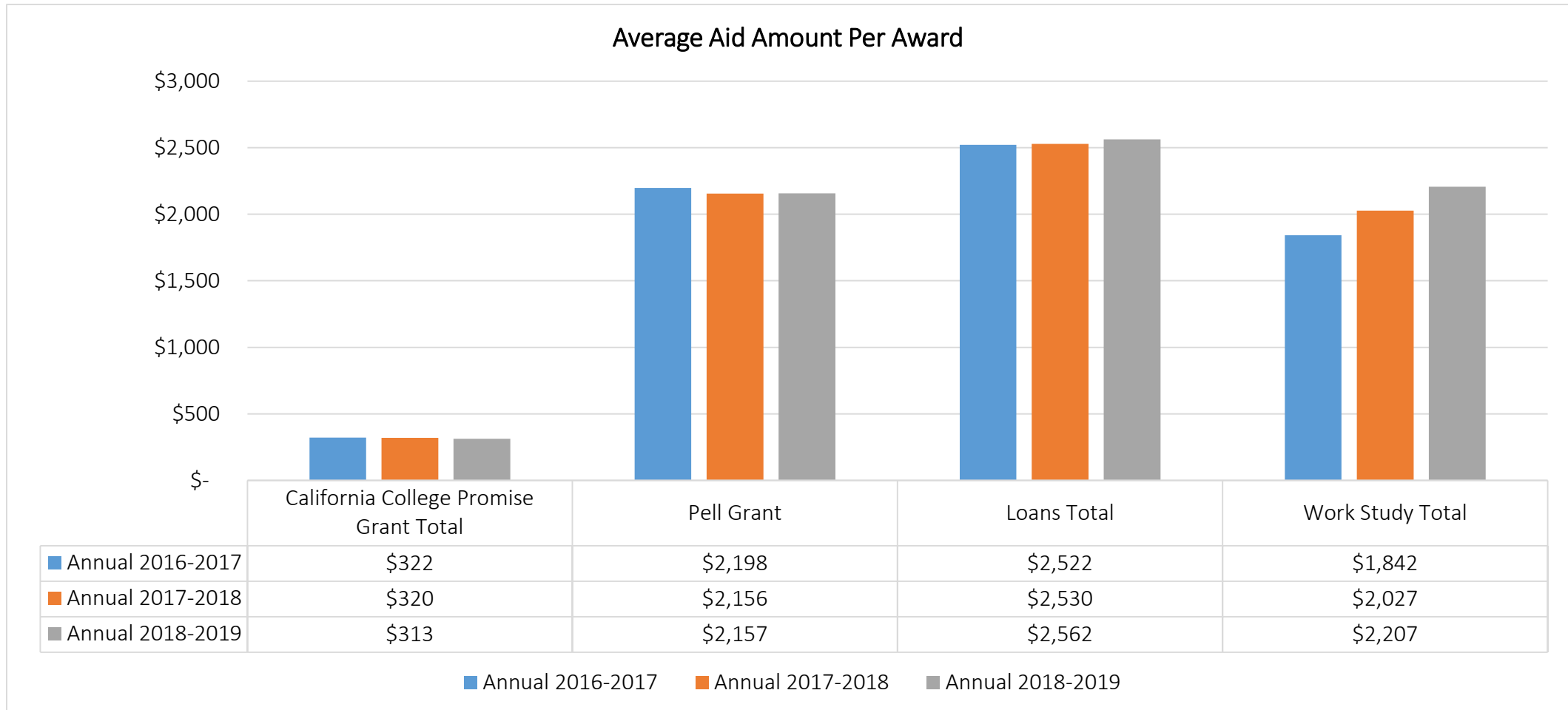
PCCD Student Data



Source: CCCC Data Mart

Note: Average awards per student is derived by dividing total awards by total students. Loans reflect only those from the federal government.

PCCD Student Data



Source: CCCC Data Mart

Note: Average aid amount is derived by dividing total aid amount by total awards. Grants include both federal, state, and institutional grants. Loans reflect only those from the federal government.

PCCD Student Demographics

Annual 2018-2019	Financial Aid Recipients	PCCD Unduplicated Headcount	% of Students Receiving Aid
African-American	3,835	7,124	53.8
American Indian/Alaskan Native	36	80	45.0
Asian	3,681	8,730	42.2
Hispanic	3,792	10,303	36.8
Multi-Ethnicity	816	2,164	37.7
Pacific Islander	79	188	42.0
Unknown	460	1,421	32.4
White Non-Hispanic	1,787	6,654	26.9
Total	14,486	36,664	39.5

Annual 2018-2019	Financial Aid Recipients	PCCD Unduplicated Headcount	% of Students Receiving Aid
Female	8,841	20,666	42.8
Male	5,378	15,001	35.9
Unknown	267	997	26.8
Total	14,486	36,664	39.5

Source: CCCCCO Data Mart; PCCC Internal Databases

Note: Financial aid awards data was obtained from Data Mart and total unduplicated headcount of students in PCCD was obtained from an internal database.



Student Centered

Decentralization and Strengthening of Financial Aid

Student Facing Service at the Colleges

- Hiring Financial Aid Directors at each College
- Systematizing and standardizing processes and procedures across the district
- Collectively addressing all audit findings
- Campus Logic Instillation
- People Soft Upgrade and FA Tech Grant

Business Processes

Analysis of Practices Across the District

Assessment

- Districtwide Assessment
 - Return to Title IV failures
 - Reconciliation compliance
 - Common Origination and Disbursement problems (repeat audit finding)

Analysis

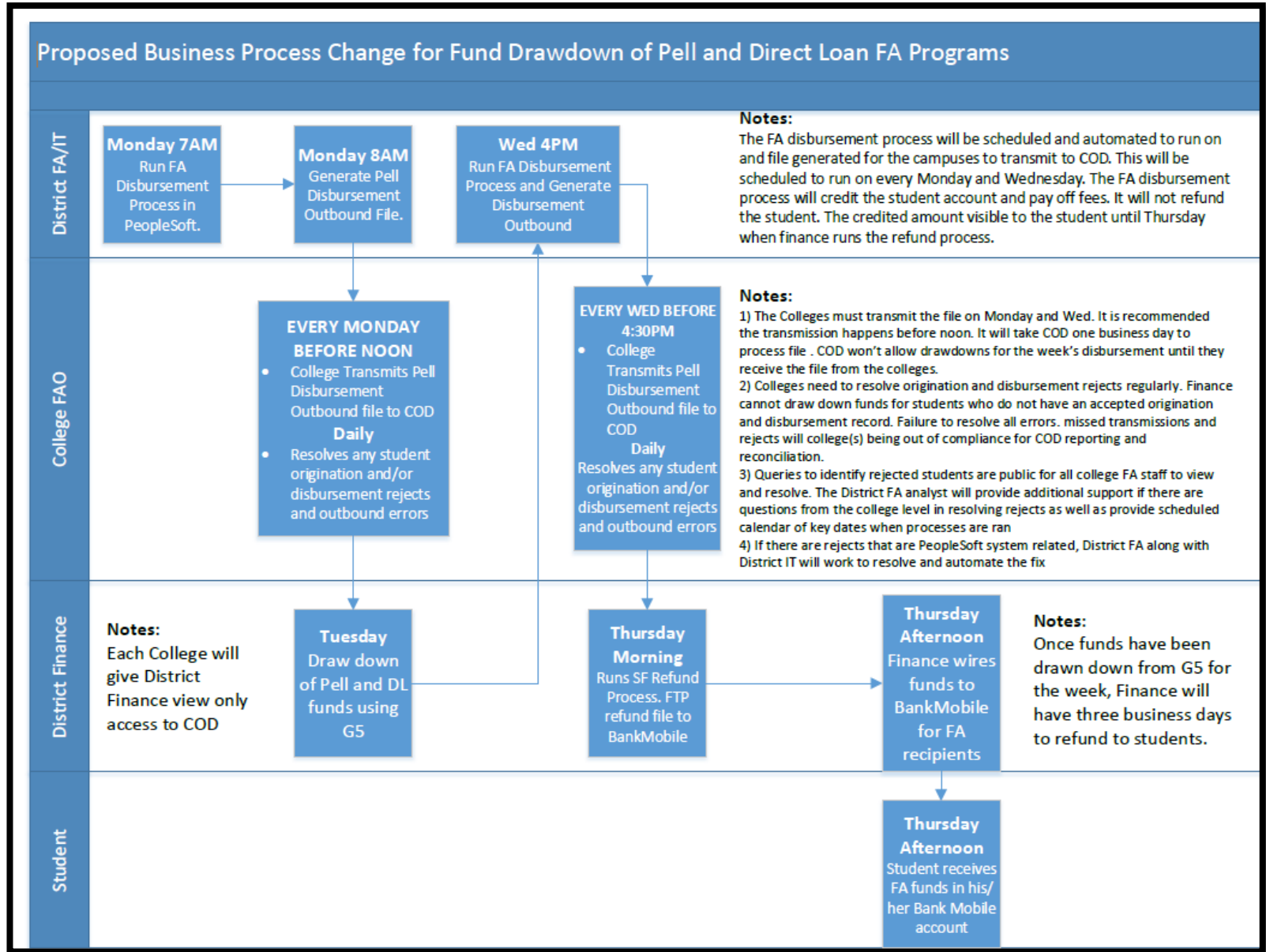
- Challenges uncovered
 - Convening across the district
 - Top leadership Collaboration
 - Training and cross training
 - Activation of PeopleSoft module
 - Revision of Procedures

Recommendations

- Increase districtwide communication
- Assess Staffing levels

Example of a New Standardized Process

- Revised drawdown process
- Increased efficiency
- Positive impact on District Finance



Financial Aid and COVID-19

- Student Work Study Students and Funds Flexibility
- Excused Withdrawal Grade Exceptions for SAP
- Allows students who dropped out of college to exclude this semester from
 - Loan eligibility
 - Pell Grant eligibility
 - Waives Return to Title IV
- Institutional Refund and Federal Loan Flexibility



PCCD Emergency Aid Grants to Students

- **Project Success- Emergency Grant**
 - Up to \$500
 - Dispersed through e-visa cards
- **Student Equity and Achievement Emergency Grant**
 - Up to \$500
 - Direct Bank Mobile Disbursement
- **Hunger Free Campus Emergency Food Grant**
 - \$100 maximum
 - Dispersed through e-gift cards for grocery items
- **AT&T Oakland Promise (Peralta Foundation)**
 - \$100 Maximum
 - 495 In the District Oakland Promise Students





Thank You

