

SecureAlerts



Secure Alerts delivers notifications and events to any device or system in real-time. You can choose from dozens of alerts and how and when information is delivered. You now have more control over all aspects of your banking account activity.

ALERT OPTIONS

Choose from a variety of alert options:

- SECURITY
- BALANCE
- TRANSACTIONS
- TRANSFERS
- LOANS
- ATM/DEBIT CARD
- OTHER

MANAGE ALERTS ON YOUR MOBILE BANK APP OR THRU ONLINE BANKING

Email - Receive email messages about your account activity.

Text(SMS) - Receive SecureAlerts through text messages* on your smartphone or wearable devices.

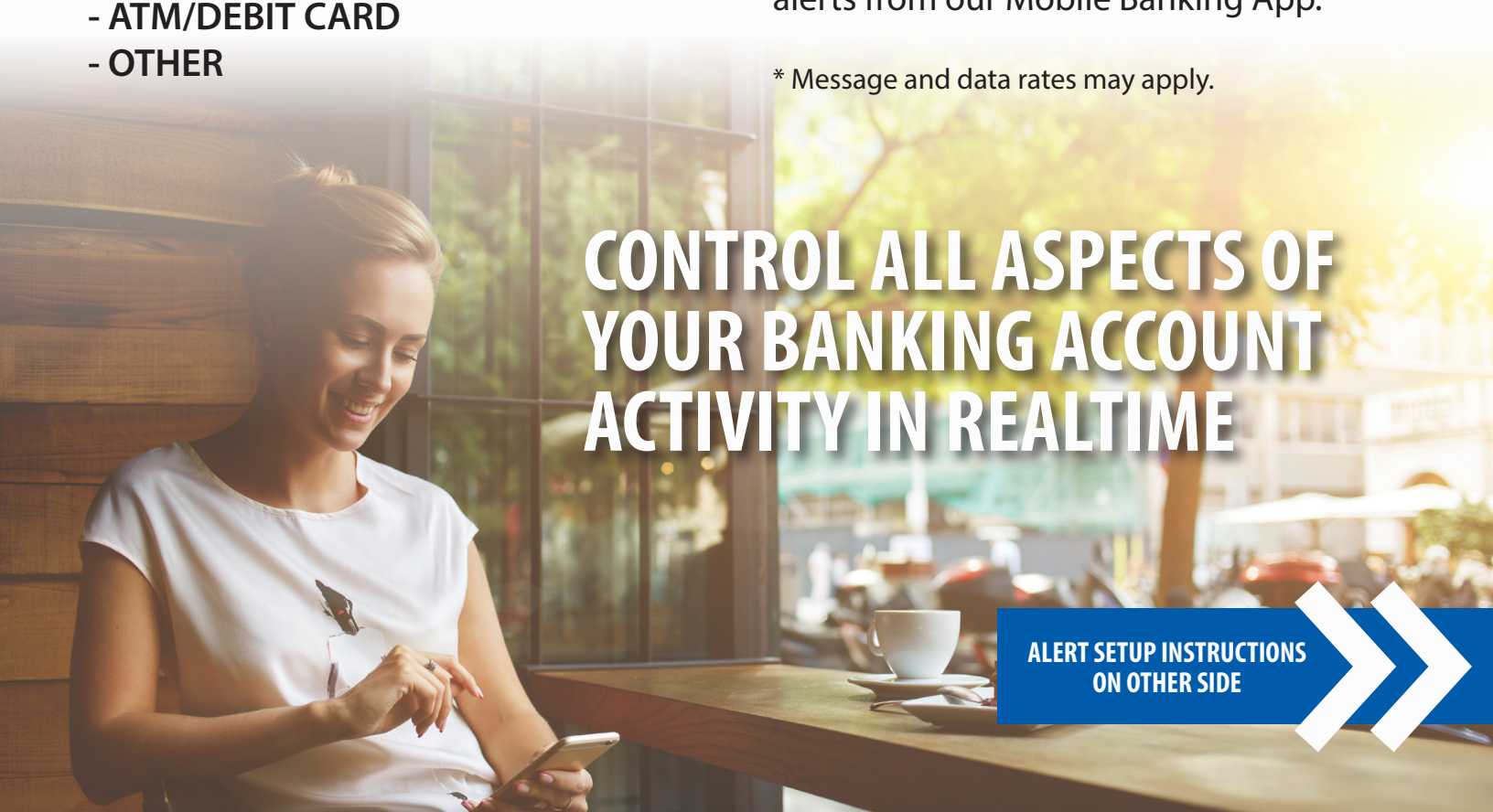
Message Center - View your SecureAlerts every time you log on to Online Banking.

Mobile App - Receive push notifications from your smartphone. Activate these alerts from our Mobile Banking App.

* Message and data rates may apply.

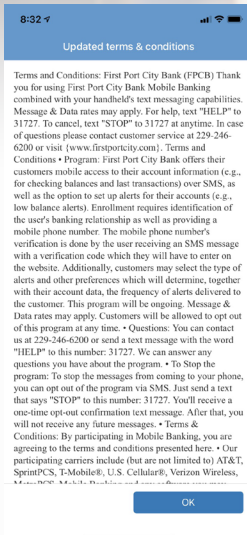
CONTROL ALL ASPECTS OF YOUR BANKING ACCOUNT ACTIVITY IN REALTIME

ALERT SETUP INSTRUCTIONS
ON OTHER SIDE



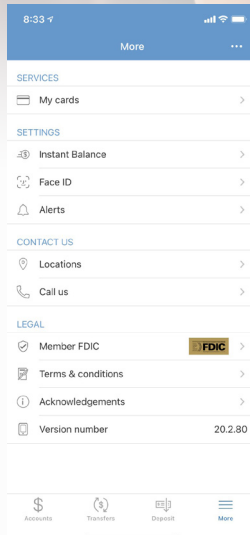
MOBILE APP SETUP

MOBILE BANK APP ALERT MANAGEMENT



First Step:
Must Accept
New Terms &
Conditions.

Tap The **OK**
BUTTON To
Proceed.



Second Step: Tap On
MORE.

Tap On
ALERTS.

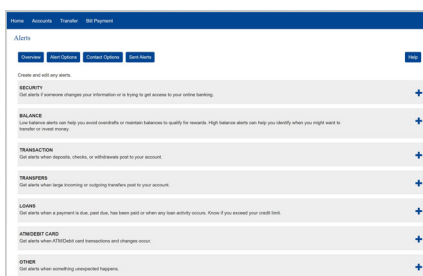


Third Step:
Turn on
PUSH Noti-
fications.

**TAP &
ACTIVATE**
The Alerts
You Want.



To Setup & Modify Alerts - Click on Manage Alerts.



Overview:
Shows Active Alerts

Contact Options:
Add Emails & Cell#

Overview

Alert Options

Contact Options

Sent Alerts

Alert Options: Shows
Alerts That
Are Available.
Setup & Modify
Alerts Here.

Sent Alerts:
Shows All
Notification Alerts
Sent Across Any
Device.