

**MOOMIN**  
LANGUAGE SCHOOL



© Moomin Characters™

# TOOLS INSTRUCTIONS PARENT

# CONTENT

In this document, you can find the following information:

- Creating your password (p. 5-7)
- Your child's progress reports (p. 9-11)
- Changing your password (p. 13-15)

# TOOLS

## BEGINNING

# LOGIN TO TOOLS

You will need login credentials in order to use the service. A profile will be created for you to our webtool (Tools), where you can find all the tools for Moomin Language School.

After this, you will receive an email with your username and a link for creating your password.

# CREATING YOUR PASSWORD

- Go to your email and open the message.
  - From: **Noreply**
  - Subject: **Welcome to Moomin Language School!**
- If you cannot find the message, check your spam folder.
- Click the link in the message.

You have been invited as a user to the Moomin Language School service. Please create a password by opening the following link. Your password will not be sent to your email, so make sure you remember it.

Your login name is:

testaaja

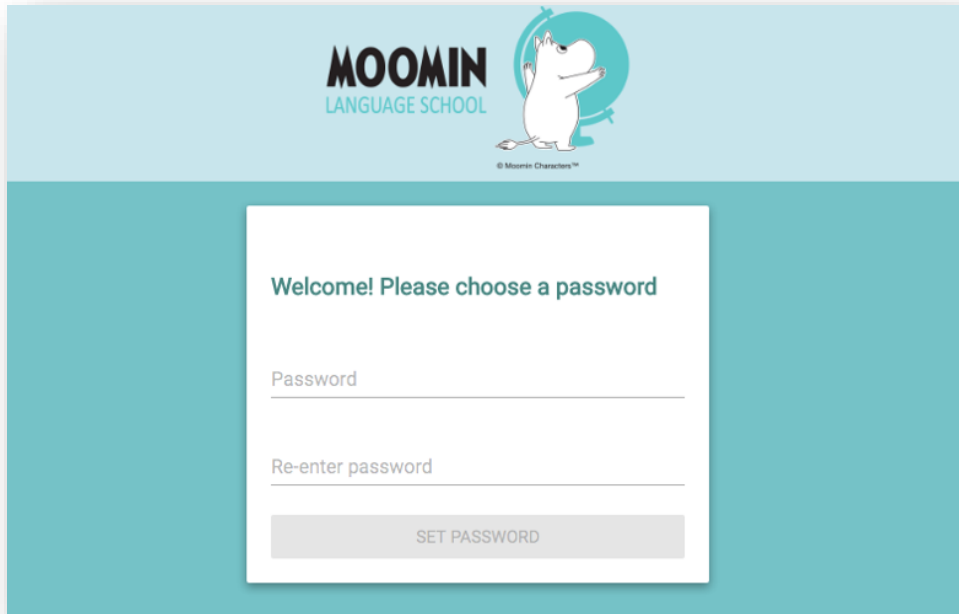
<https://tools.moominls.com/setpassword?token=94ca2d40-5cc5-11e7-8e50-a712bc3a04b9>

Kind Regards,

Moomin Language School  
powered by Playvation Ltd.

This is an automatic message. Do not reply to this email. If you have any inquiries, please contact us at [info@moominls.com](mailto:info@moominls.com).

# CREATING YOUR PASSWORD

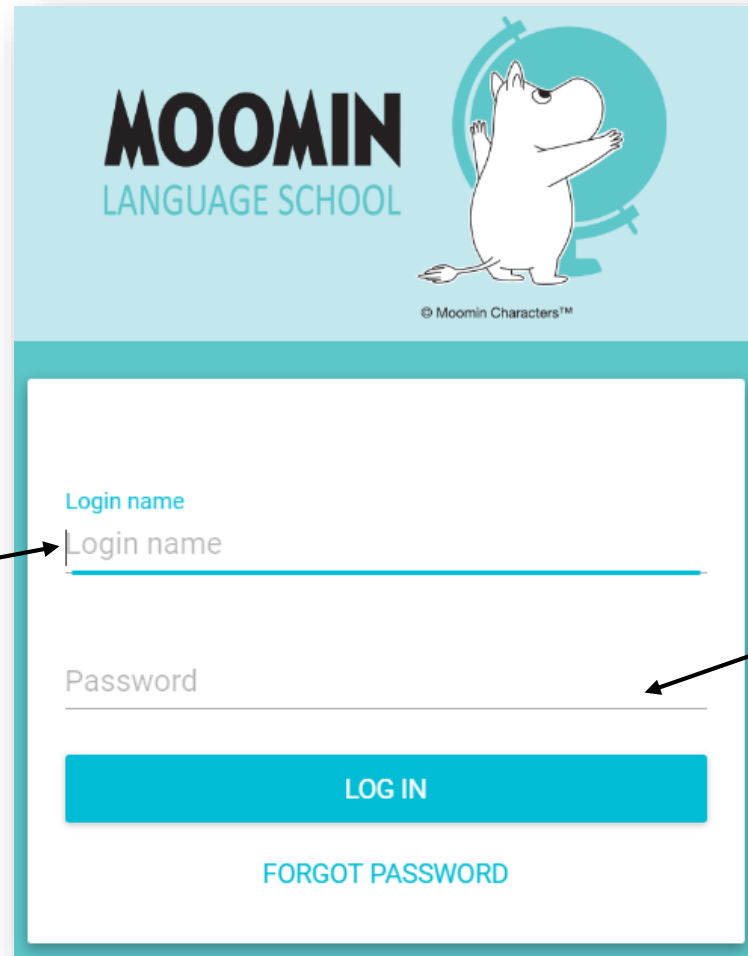


The screenshot shows a web page for 'MOOMIN LANGUAGE SCHOOL'. At the top left is the logo with the text 'MOOMIN LANGUAGE SCHOOL' and a cartoon moomin character. Below the logo, the text 'Welcome! Please choose a password' is displayed. There are two input fields: 'Password' and 'Re-enter password'. At the bottom of the form is a button labeled 'SET PASSWORD'.

- After clicking the link you will be directed to a web page, where you need to **Accept** our Terms of Use and Privacy Policy.
- To create a password, enter it twice (2) and click **Set password**.

# WEBSITE

You can log in to Tools at <https://tools.moominls.com>



The login page for Moomin Language School features a light blue header with the school's logo and a cartoon Moomin character. Below the header is a white login form with a teal border. The form contains two input fields: 'Login name' and 'Password'. A teal 'LOG IN' button is positioned below the password field, and a 'FORGOT PASSWORD' link is located at the bottom of the form.

**MOOMIN**  
LANGUAGE SCHOOL

© Moomin Characters™

Login name

Login name

Password

LOG IN

FORGOT PASSWORD

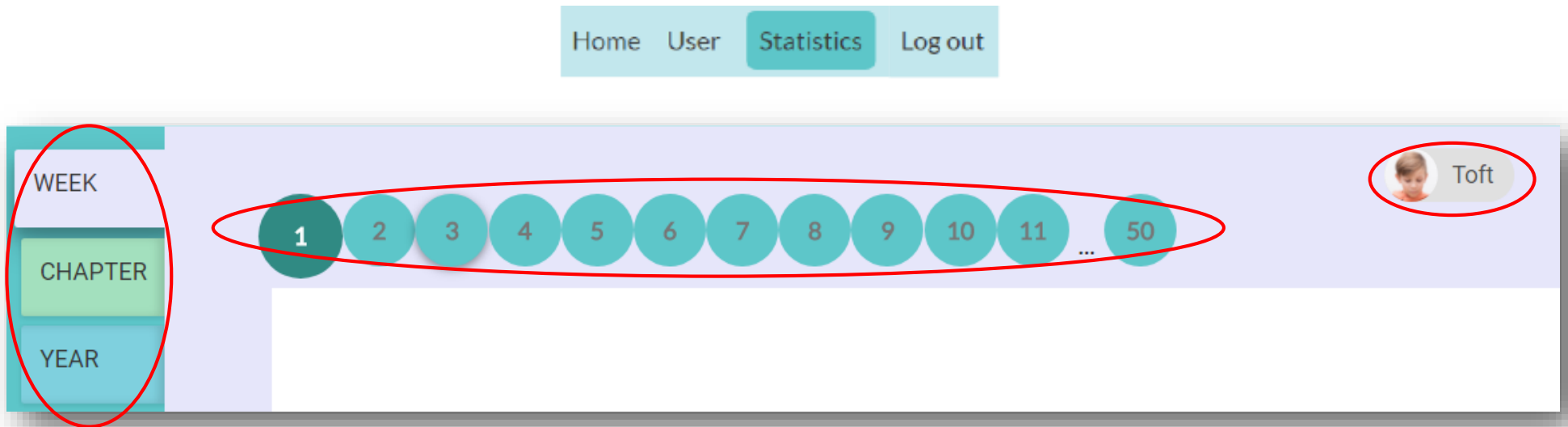
Enter your login name here  
(can be found in the email)

Enter your password here

# STATISTICS

YOUR CHILD'S PROGRESS REPORTS

# PROGRESS REPORTS



- After login, choose **Statistics** from the menu at the top of the page.
- On the opening page, you can view the reports on children's progress in the application. You can choose the time frame (week, month, or year) from the left-hand side of the page. Choose the week/month/year you want to view from the numbers at the top of the report view.
- You can switch between multiple children by choosing the child from the drop-down menu at the upper right-hand corner of the report view.

# THE REPORT

The screenshot shows a report interface for a user named 'Thingummy'. It features three sections, each with a red oval highlight:

- Week 1 - Family**: The first section, separated by a horizontal line.
- USED TIME: 0:39:03**: The second section, separated by a horizontal line.
- NEW WORDS**: The third section, which contains a list of words organized into three columns:

boy	family	hello
grandpa	my	girl
mom	dad	grandma
makes	me	glad
boys	girls	name

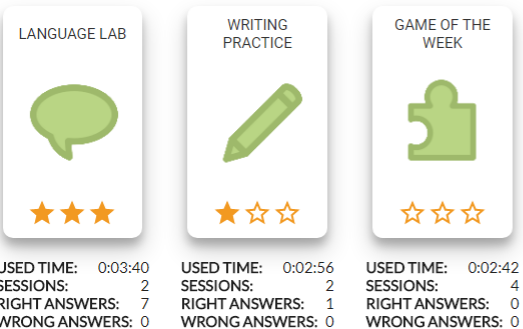
- In the report, you can first see which week/month/year you are currently viewing, and how much time the child has used in the application during that time frame. In the week view, you can also see a list of all the new words introduced during that week.

# THE REPORT

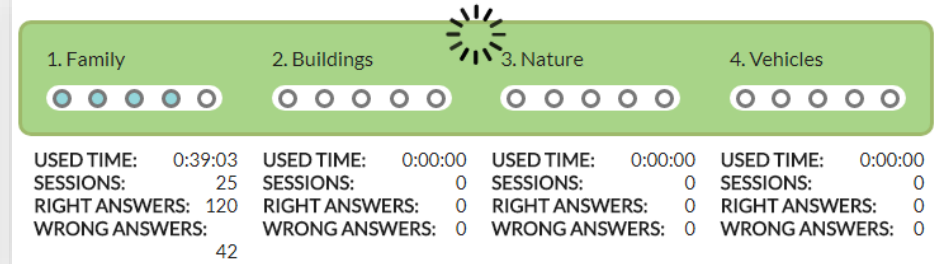
## WEEK



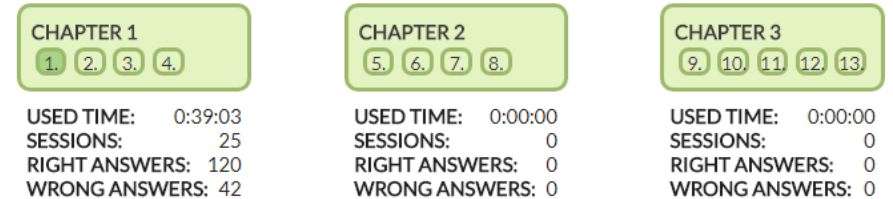
## WEEKLY EXTRAS



## WEEKS



## EXERCISES

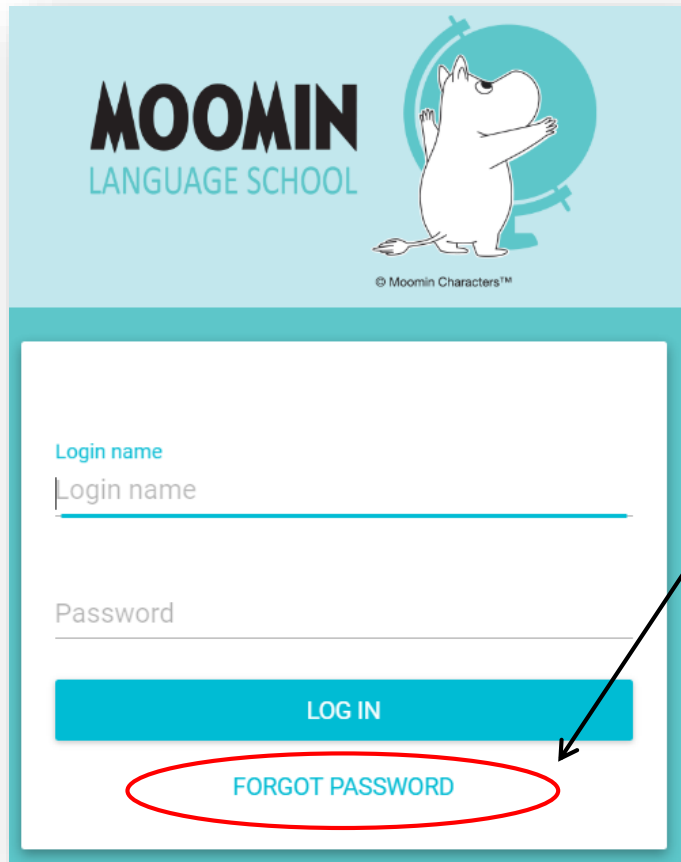


- In the week view, you can then see information on each of the week's exercise. In the month view you can see information on each week in that month, and in the year view there is information on each month in that year.

# TOOLS

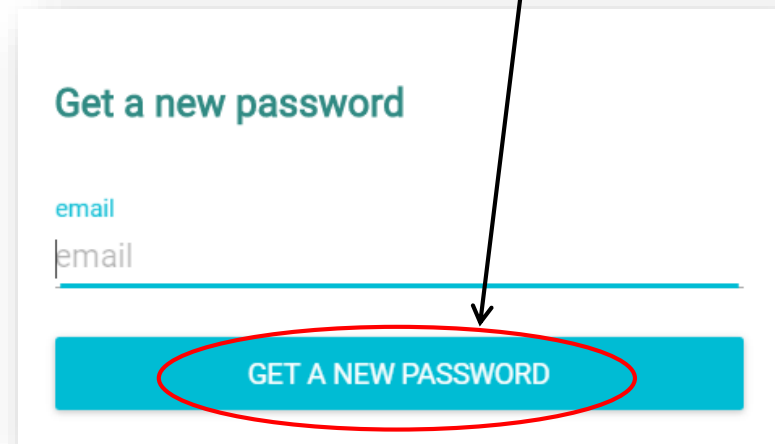
## FORGOTTEN PASSWORD

# CREATE A NEW PASSWORD



The image shows the login page for Moomin Language School. At the top, there is a header with the 'MOOMIN LANGUAGE SCHOOL' logo and a cartoon Moomin character. Below the header, there are two input fields: 'Login name' and 'Password'. A blue 'LOG IN' button is positioned below the password field. A red oval highlights the 'FORGOT PASSWORD' link located below the 'LOG IN' button. An arrow points from this link to the 'Get a new password' page.

- Go to <https://tools.moominls.com>
- Choose **Forgot password**.
- Insert your email address.
- Click **Get a new password**.



The image shows the 'Get a new password' page. It has a title 'Get a new password' and an 'email' input field. Below the input field, there is a blue button labeled 'GET A NEW PASSWORD'. A red oval highlights this button, and an arrow points to it from the list of instructions.

# CREATE A NEW PASSWORD

- Wait until you see this message. It might take a while – please be patient.

## Password reset initiated

Your reset password has been sent. It should arrive immediately.

In rare occasions the delivery may take a couple of minutes and sometimes the mailbox decides to put it into spam-folder.

Please, check your mail! Happy learning!

# CREATE A NEW PASSWORD

Dear Sir or Madam,

You have requested a new password to the Moomin Language School service. Create a new password by opening the following link. If you have not requested a new password, you can ignore this message. Your login name is: **mls-testiope**

<https://tools.moominls.com/setpassword?token=e964fc00-8712-11e7-8b43-c345b8019d5c>

Kind Regards,  
Moomin Language School  
powered by Playvation Ltd.

This is an automatic message. Do not reply to this email. If you have any inquiries, please contact us at [info@moominls.com](mailto:info@moominls.com)

Welcome! Please choose a password

password

re-enter password

SET PASSWORD

- Go to your email and open the message.
  - From: **Noreply**
  - Subject: **Create a new MoominLS password**
- If you cannot find the message, check the junk mail.
- Click the link in the message, enter your new password twice (2), and click **Set password**.

# MOOMIN

LANGUAGE SCHOOL



© Moomin Characters™