

Conducting e-Transactions with CBP: Life is Easy



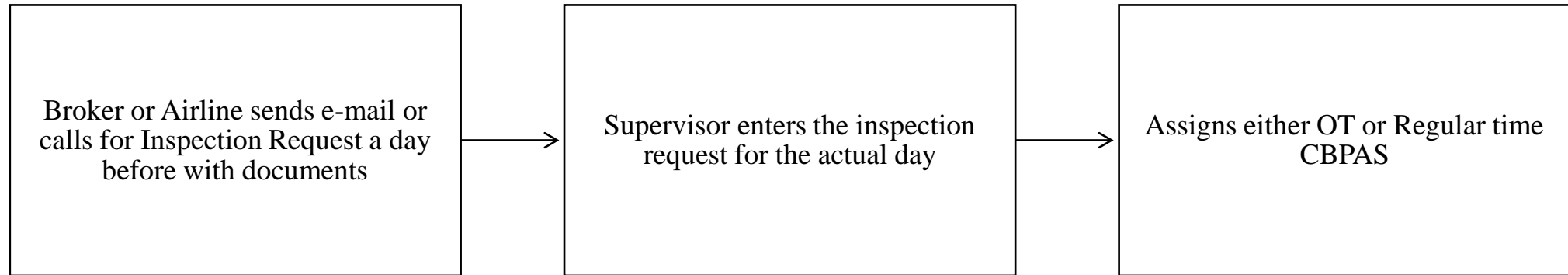
**Trade Operations
Miami/Tampa Field Office
U.S. Customs and Border Protection**

Background

- **Why did we collect documents?**
 - **Track the flow of shipment**
 - **What? When? How? Who?**
 - **Reporting requirements to develop policies**
 - **Authenticity**
 - **Legal issues: originals, signatures, etc.**
- **Technological revolution in the past 10 years**
- **Single window: ACE**
- **We still need the data and information**
 - **Collected and housed electronically**



Scheduling Inspections



Scheduling Inspections



CBP One™

**Convenient, Faster
Inspection Appointment
for Brokers, Carriers
and Forwarders**

Download CBP One™ on the
Apple App Store or Google Play
Store.



Benefits



Real-time
appointment
status updates



View
inspection
request history



Reduced
wait time
for runners



Interactive
chat feature
with CBP



U.S. Customs and
Border Protection

Contact your local Port of Entry to see if inspection
appointment requests can be submitted via CBP One™

Questions? Contact CBPOne@cbp.dhs.gov



Download CBP One™

Today! Streamlines inspection requests and appointment updates

Reduces/Eliminates unnecessary wait time for runners

Enhances communications through email status updates to your group inbox



To get started, download CBP One on the Apple App Store or Google Play Store.

Sign In Using Login.gov

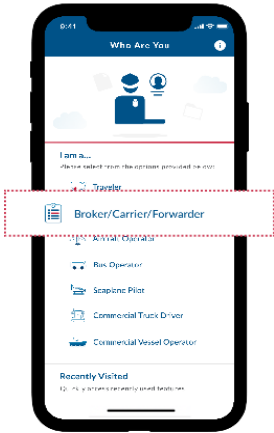


The app will redirect to **login.gov**, where you can either create or login to your existing account. Desktop version coming soon!

Questions? Contact us at: cbpone@cbp.dhs.gov

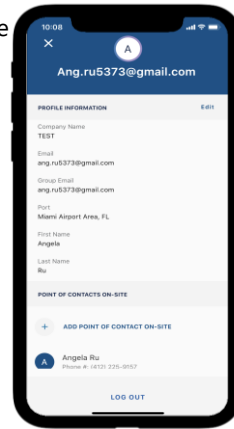
1. Who Are You

Tap on 'Broker/Carrier/Forwarder' in order to begin.



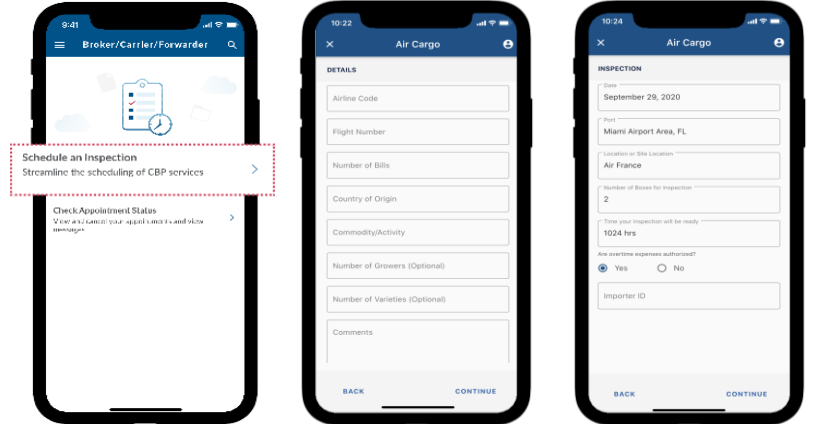
2. Create Profile

Add and save all necessary information. Your profile can be edited at any time in the future by tapping on the profile icon in the top right corner.



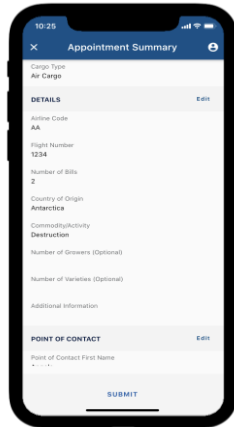
3. Request Inspection

Tap on 'Schedule an Inspection', select appointment type and cargo type, and fill in the required fields.



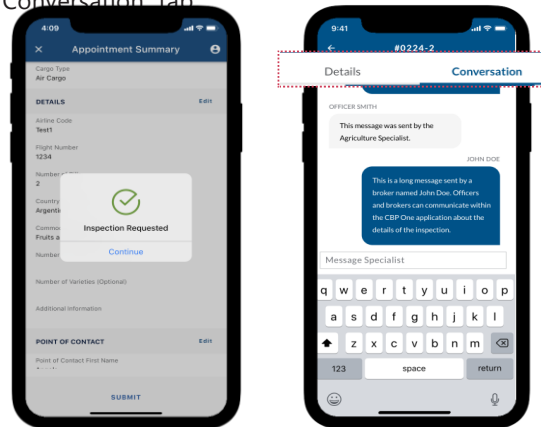
4. Review Information

Review all information and tap on submit. You may edit information on this page by tapping "edit".



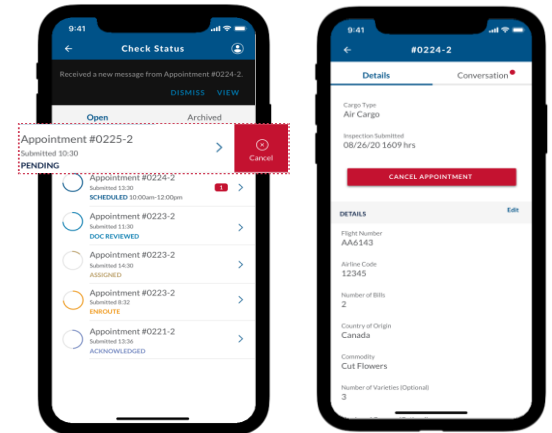
5. Successfully Submitted!

You will receive in app and push notifications, along with emails on the status of your appointments. A CBPAS may initiate a chat, which you can respond to under the 'Conversation' tab



6. Cancel/Edit an Inspection

View/edit the details of your inspection under "check status". If you need to cancel an inspection, simply swipe to the left or click on the "Cancel Appointment" button in the details screen. * Completed/Cancelled appointments will be archived.



**Only pending inspections can be edited, while pending, acknowledged, scheduled, doc reviewed, and assigned inspections can be cancelled.*

Seal Issuance

- CBP's primary goal is safeguarding
 - Safeguarding: preventive action for handling and moving commodities
 - Actionable pest interception
 - Mandatory fumigation
 - USDA guidelines require CBP to apply safeguards prior to movement authorization
 - Escort by CBP
 - Sealing conveyance for movement
 - Transloading under supervision



Seal Issuance

- Under compliance agreement
 - Benefits
 - No trip to CCC
 - No waiting in line at the ACC window
 - Save labor costs
 - Conduct business electronically
 - Cost
 - Seal
 - Mandatory Fumigation
 - Commodity must be held
 - File entry as soon as flight departs origin
 - UDR will place hold
 - Send an email to AGDIS requesting authorization



Document Image System (DIS)

- DIS facilitates automated submission of documents and specific data
- Electronically processes and securely stores documents which are made available for review by CBP and Participating Government Agencies (PGAs) via the DIS application.
- DIS facilitates a single automated gateway for documents needed during the cargo importation and entry summary processes
- DIS replaces actual documents (not discrete data) and Images that are currently submitted to CBP and PGAs in paper form and may be required as documents on-file.



Document Image System

- Initiates streamlined, automated, single window submissions of documents from Trade to CBP/PGAs
- Allows centralized storage, and supports nationwide access and collaboration during document reviews
- Provides expedited document review status to Trade
- Significantly reduces the cost of processing, storing and delivering paper documents to CBP and PGAs
- Enhances the document submission/review cycle; and expedites the examination and/or release of imported cargo
- CBP can review the documents before flight arrivals
- CBP Agriculture Specialists do not need to make copies of AWBs, Invoices, and phytos
- Filers do not need to come to CCC to present documents



Document Image System

- Send email to: SimplifiedEntryDocs@cbp.dhs.gov or docs@cbp.dhs.gov
- Email Subject Line: **CAT=GEN; ENTRY_NUMBER=12345678; FILER_CODE=ABC;ACTION=ADD**
 - NOTE: ACTION=DELETE may be used to indicate to CBP that the attached document was sent in Error
- Attachments: There should one or more attachments (preferably pdfs) on the emails submitted.
- Email Body: Use the below section to indicate any POC_INFO and a COMMENT (Both items are optional). Plus, you can have any text before and after the section below in your email if you like.

START_DATA

TRANSMITTER_FILER_CD=123

TRANSMITTER_NAME=ABCDEFGH

POC_INFO=Jane Smith 123-456-7890

COMMENT=AWB and Any comment you might want CBP to see.

END_DATA

- File Size Limitations:
 - The total email size including all attachments may not exceed 10 MB.
 - For larger documents please breakup into multiple documents and submit multiple emails for the same Entry (i.e. same email subject line).



Pest Identification Results

- Ports often receive calls about status of pest interception and EAN issuance for actionable pests
- Miami/Tampa Field Office built a system where pest results are automatically populated whenever USDA or CBP make an update
- We have been using the system for the past two years



Pest Identification Results

Port Everglades Pest Results

Port Everglades Pest Update

Time run: 3/22/2019 8:15:12 AM

Diagnostic Request Number	Pest ID Number	Split Pest ID Indicator	Interception Date Time	Quarantine Status	Pest Name	EAN Exists Flag
5203-3945778-DR01	175390	No	03/21/2019	Actionable	Pseudococcidae	Y
5203-3945780-DR01	175393	No	03/21/2019	Not Actionable	Silvanidae	N
5203-3945787-DR01	175391	No	03/21/2019	Actionable	Frankliniella sp. (Thripidae)	Y
5203-3946154-DR01	175414	No	03/21/2019	Not Actionable	Lepidosaphes beckii (Newman) (Diaspididae)	N
5203-3946193-DR01	175420	No	03/21/2019	Not Actionable	Nitidulidae	N
5203-3946224-DR01	175426	No	03/21/2019	Actionable	Pseudococcidae	Y
5203-3946526-DR01	175446	No	03/21/2019	Actionable	Frankliniella sp. (Thripidae)	Y
5203-3946844-DR01	175476	No	03/21/2019	Actionable	Frankliniella sp. (Thripidae)	Y



Pest Identification Results

- System sends an automatic report of pest identification and EAN status on a regular basis
 - Frequently for large ports
 - Sporadically for small ports
- Frequency of report dissemination can be adjusted depending on a port's need.
- If no pest or EAN updates, the system will not send any reports 24 hours after pest identification or EAN issuance
 - Ideal for maritime ports



Other Initiatives for 2021

- Live plants transfer
- Accepting Phyto, Animal Health Cert, and PPQ 203 through DIS
- Sample verification robot
- Notification of holds for pest interceptions
- **Does the industry have any ideas?**



Questions?

