

NAME: _____

PHONE: _____

COMPANY/ORGANIZATION: _____

E-MAIL: _____

DEALER/REP: _____

SALES REP: _____ QUOTE: _____



Classic Series Alexander Technique Tables

STANDARD FEATURES:

- Load Capacity: 800 lbs.
- Height range: 24-34"
- Solid extra rigid birch frame with inverted truss
- Cable-Lock system
- Full-length piano hinge
- Vinyl-Coated aircraft cables
- Dual knobs
- Reiki end panels
- 9" on center dual-end accessory ports
- 1" Extra firm foam
- ADA Compliant



FK-3003-73

Ideal for table work, the firm, flat surface of this table is ideal for use during Alexander lessons. Larger width and length options allow the student to feel confident on the table, while the 24-34" height range makes for a more comfortable stance for the teacher. The design complements most decor and comes in a variety of on trend colors. Table folds in half for compact storage. Tested to 800 pounds, our superior construction features extra-rigid birch for strength and flex-resistance. Our combination Inverted Truss and Cable Lock systems give you additional stability and support at all points. Face rest and carry case sold separately.

STANDARD TABLES:

FK-3003-73
30"W x 73"L x 24-34"H

Qty _____

FK-3303-73
33"W x 73"L x 24-34"H

Qty _____

FK-3603-73
36"W x 73"L x 24-34"H

Qty _____

FK-3003-78
30"W x 78"L x 24-34"H

Qty _____

FK-3303-78
33"W x 78"L x 24-34"H

Qty _____

FK-3603-78
36"W x 78"L x 24-34"H

Qty _____











STANDARD UPHOLSTERY CHOICES:

- | | |
|---|---|
| <input type="checkbox"/>  Agate | <input type="checkbox"/>  Hunter Green |
| <input type="checkbox"/>  Black | <input type="checkbox"/>  Mushroom |
| <input type="checkbox"/>  Burgundy | <input type="checkbox"/>  Navy |
| <input type="checkbox"/>  Buff | <input type="checkbox"/>  Purple |
| <input type="checkbox"/>  Chocolate | <input type="checkbox"/>  Teal |
| <input type="checkbox"/>  Flint Gray | |

OPTIONS:

- NTU** - Natural Touch Upholstery
- RE** - 1.5" Thick Rebond Foam System Upgrade (Not available with Natural Touch Upholstery)

UPGRADED NATURAL TOUCH UPHOLSTERY CHOICES:

- | | |
|---|---|
| <input type="checkbox"/>  Amethyst | <input type="checkbox"/>  Stainless Steel Gray |
| <input type="checkbox"/>  Sapphire | <input type="checkbox"/>  Sand Dune |
| <input type="checkbox"/>  Jade | <input type="checkbox"/>  White Tie |
| <input type="checkbox"/>  Ivory | <input type="checkbox"/>  Morning Dew |
| <input type="checkbox"/>  Ebony | <input type="checkbox"/>  Latte |