

NAME: _____

PHONE: _____

SCHOOL/ORGANIZATION: _____

E-MAIL: _____

DEALER/REP: _____

SALES REP: _____ QUOTE: _____

Classic Series Elegance Deluxe Electric Table

Ensure your greatest versatility with the Elegance Deluxe Electric Massage Table. It performs with style, including a quick yet quiet motor, manual lift back and knee positions. Luxurious features include a 3" deluxe wrap foam, salon head support and neck pillow, dual action face rest, swivel side arms and rounded corners. Crescent pillow not included.



AZ-2807



STANDARD FEATURES:

- Load Capacity: 550 lbs.
- Height range: 18-34"
- Dual action face rest base
- Salon head support and neck pillow
- Swivel side arms
- Rounded corners
- Manually adjusting back and knee sections
- Standard single foot pedal
- 9" on center dual-end accessory ports
- 3" Deluxe wrap foam
- Elegant styling precision cut steel base
- (2) Hidden wheels in stylish wood feet
- Whisper quiet lift system
- ADA Compliant

Standard Upholstery Choices:

- | | |
|---------------------------------------|-------------------------------------|
| <input type="checkbox"/> Agate | <input type="checkbox"/> Teal |
| <input type="checkbox"/> Purple | <input type="checkbox"/> Buff |
| <input type="checkbox"/> Black | <input type="checkbox"/> Chocolate |
| <input type="checkbox"/> Hunter Green | <input type="checkbox"/> Flint Gray |
| <input type="checkbox"/> Burgundy | <input type="checkbox"/> Navy |
| <input type="checkbox"/> Mushroom | |










Standard Table:

- AZ-2807** - Elegance Deluxe 28"
28"W x 73"L x 18-34"H
Qty _____
- AZ-3007** - Elegance Deluxe 30"
30"W x 73"L x 18-34"H
Qty _____
- AZ-3307** - Elegance Deluxe 33"
33"W x 73"L x 18-34"H
Qty _____

Options:


- NTU** - Natural Touch Upholstery
- NT/TRU** - Natural Touch Upholstery & Touch Response Memory Foam System
- BR** - Breast Recesses
- UP DPOS-B** - Upgrade to Deluxe Adjustable Face Rest Base
- UP PPOS-B** - Upgrade to Pivot Posi-tilt Face Rest Base
- Sub Hand** - Substitute Hand Control for Foot Control
- Add Foot** - Add Second Foot Control
- Add Hand** - Add Hand Control
- PTB** - Power Tilt Back with Hand Control
- Sub Hand PTB** - Substitute Hand Control for Foot Control (Power Tilt Back Tables Only)
- Add Foot PTB** - Add Foot Control to Power Tilt Back
- Add Hand PTB** - Add Hand Control to Power Tilt Back
- CR-Piii** - Classic Series Crescent Pillow with Standard Upholstery
- CR-Piii NT** - Classic Series Crescent Pillow with Natural Touch Upholstery
- CR-Piii NT/TRU** - Classic Series Crescent Pillow with Natural Touch Upholstery and Touch Response Foam
- 8 OC** - Custom Configuration 8" on Center Face Rest Holes

Upgraded Natural Touch Upholstery Choices:

- | | |
|---|---|
| <input type="checkbox"/>  Amethyst | <input type="checkbox"/>  Stainless Steel Gray |
| <input type="checkbox"/>  Sapphire | <input type="checkbox"/>  Sand Dune |
| <input type="checkbox"/>  Jade | <input type="checkbox"/>  White Tie |
| <input type="checkbox"/>  Ivory | <input type="checkbox"/>  Morning Dew |
| <input type="checkbox"/>  Latte | |



Breast Recesses Option - Breast/Scapula Recesses include dual cutouts with central sternum/spine support (includes custom plugs)



PTB - Power Tilt Back with Hand Control



UP PPOS-B - Upgrade from Dual Action Face Rest Base to Pivot Posi-tilt. Full range of adjustment is 4-6" and pivots 30° in either direction.