

NAME: _____

PHONE: _____

SCHOOL/ORGANIZATION: _____

E-MAIL: _____

DEALER/REP: _____

SALES REP: _____ QUOTE: _____

Classic Series Elegance Lift Back Electric Table

Add the comfort and convenience of a manual lift back with our sure and quiet Elegance Lift Back Electric Massage Table. It's rich with standard features, including a powerful motor that raises up to 550 lbs., a dual action face rest with crescent pillow, single foot pedal and side arm holes for optional swivel side arms. Choose optional breast recesses for even greater client comfort.



TEL-2807



STANDARD FEATURES:

- Load Capacity: 550 lbs.
- Height range: 18-34"
- Dual action face rest and pillow
- Standard single foot pedal
- 9" on center dual-end accessory ports
- 3" Deluxe wrap foam
- Elegant styling precision cut steel base
- (2) Hidden wheels in stylish wood feet
- Whisper quiet lift system
- Manually adjusting back section
- Holes for swivel side arm supports - head end (side arm supports not included)
- ADA Compliant

Standard Upholstery Choices:

- | | |
|---------------------------------------|-------------------------------------|
| <input type="checkbox"/> Agate | <input type="checkbox"/> Teal |
| <input type="checkbox"/> Purple | <input type="checkbox"/> Buff |
| <input type="checkbox"/> Black | <input type="checkbox"/> Chocolate |
| <input type="checkbox"/> Hunter Green | <input type="checkbox"/> Flint Gray |
| <input type="checkbox"/> Burgundy | <input type="checkbox"/> Navy |
| <input type="checkbox"/> Mushroom | |






Standard Table:

- TEL-2807** - Elegance Lift Back 28"
28"W x 73"L x 18-34"H
Qty _____
- TEL-3007** - Elegance Lift Back 30"
30"W x 73"L x 18-34"H
Qty _____
- TEL-3307** - Elegance Lift Back 33"
33"W x 73"L x 18-34"H
Qty _____

Options:

- NTU** - Natural Touch Upholstery
- NT/TRU** - Natural Touch Upholstery & Touch Response Memory Foam System
- BR** - Breast Recesses
- RC** - Rounded Corners
- SWV** - Swivel Side Arms with Standard Upholstery
- SWV-NT** - Swivel Side Arms with Natural Touch Upholstery
- SHS** - Salon Head Support Pillow with Standard Upholstery
- SHS-NT** - Salon Head Support Pillow with Natural Touch Upholstery
- SEH-F** - Holes for Side Arm Extensions ONLY - Foot End
- UP DPOS-B** - Upgrade to Deluxe Adjustable Face Rest Base
- UP PPOS-B** - Upgrade to Pivot Posi-tilt Face Rest Base
- Sub Hand** - Substitute Hand Control for Foot Control
- Add Foot** - Add Second Foot Control
- Add Hand** - Add Hand Control
- PTB** - Power Tilt Back with Hand Control
- Sub Hand PTB** - Substitute Hand Control for Foot Control (Power Tilt Back Tables Only)
- Add Foot PTB** - Add Foot Control to Power Tilt Back
- Add Hand PTB** - Add Hand Control to Power Tilt Back
- 8 OC** - Custom Configuration 8" on Center Face Rest Holes

Upgraded Natural Touch Upholstery Choices:

- | | |
|---|---|
| <input type="checkbox"/>  Amethyst | <input type="checkbox"/>  Stainless Steel Gray |
| <input type="checkbox"/>  Sapphire | <input type="checkbox"/>  Sand Dune |
| <input type="checkbox"/>  Jade | <input type="checkbox"/>  White Tie |
| <input type="checkbox"/>  Ivory | <input type="checkbox"/>  Morning Dew |
| <input type="checkbox"/>  Latte | |



Breast Recesses Option - Breast/Scapula Recesses include dual cutouts with central sternum/spine support (includes custom plugs)



PTB - Power Tilt Back with Hand Control



UP PPOS-B - Upgrade from Dual Action Face Rest Base to Pivot Posi-tilt. Full range of adjustment is 4-6" and pivots 30° in either direction.