

NAME: \_\_\_\_\_

PHONE: \_\_\_\_\_

SCHOOL/ORGANIZATION: \_\_\_\_\_

E-MAIL: \_\_\_\_\_

DEALER/REP: \_\_\_\_\_

SALES REP: \_\_\_\_\_ QUOTE: \_\_\_\_\_

# Classic Series Hands Free Basic Electric Table

The Classic Series Hands Free Basic Electric Table allows therapists to easily control the height of the table with the hands-free dual foot bar control that is built-in along both bottom sides of the table. The easy-to-use dual foot bar control raises the table as you gently push down on it with your foot and lowers as you lift up on the foot bar control. Because of the table's design and functionality, therapists can move freely around the table without losing contact with their client. The durable, precision cut steel construction is complete with a whisper quiet lift system and easy-to-operate caster system to make moving the table a breeze. The table includes our standard upholstery with 3" deluxe wrap foam as well as a dual action face rest and pillow.



**Thera-P-3007**



## STANDARD FEATURES:

- Load Capacity: 650 lbs.
- Height range: 17-35"
- Dual action face rest and pillow
- Hands free dual foot bar control
- Whisper quiet lift system
- Easy to operate caster system
- 3" Deluxe wrap foam
- Durable precision cut steel base
- 9" on center dual-end accessory ports
- ADA compliant

## Standard Upholstery Choices:

- |                                       |                                     |
|---------------------------------------|-------------------------------------|
| <input type="checkbox"/> Agate        | <input type="checkbox"/> Teal       |
| <input type="checkbox"/> Purple       | <input type="checkbox"/> Buff       |
| <input type="checkbox"/> Black        | <input type="checkbox"/> Chocolate  |
| <input type="checkbox"/> Hunter Green | <input type="checkbox"/> Flint Gray |
| <input type="checkbox"/> Burgundy     | <input type="checkbox"/> Navy       |
| <input type="checkbox"/> Mushroom     |                                     |










## Standard Table:

- Thera-P-3007** - Hands Free Basic 30"  
30"W x 73"L x 17-35"H  
Qty \_\_\_\_\_
- Thera-P-3307** - Hands Free Basic 33"  
33"W x 73"L x 17-35"H  
Qty \_\_\_\_\_

**Options:**

- NTU** - Natural Touch Upholstery
- NT/TRU** - Natural Touch Upholstery & Touch Response Memory Foam System
- XL** - Extra Long Table (78")
- BR** - Breast Recesses
- RC** - Rounded Corners
- UP DPOS-B** - Upgrade to Deluxe Adjustable Face Rest Base
- UP PPOS-B** - Upgrade to Pivot Posi-tilt Face Rest Base
- SEH-H** - Holes for Side Arm Extensions ONLY - Head End
- SEH-F** - Holes for Side Arm Extensions ONLY - Foot End (Best location for Prenatal Option tables)
- SLD** - Classic Series Sliding Arm Extensions (Standard Upholstery)
- SLD-NT** - Classic Series Sliding Arm Extensions (Natural Touch Upholstery)
- S2079** - Front Foot Bar
- 8 OC** - Custom Configuration 8" on Center Face Rest Holes

**Upgraded Natural Touch Upholstery Choices:**

- |   |   |
|---|---|
| <input type="checkbox"/>  Amethyst | <input type="checkbox"/>  Stainless Steel Gray |
| <input type="checkbox"/>  Sapphire | <input type="checkbox"/>  Sand Dune            |
| <input type="checkbox"/>  Jade     | <input type="checkbox"/>  White Tie            |
| <input type="checkbox"/>  Ivory    | <input type="checkbox"/>  Morning Dew          |
| <input type="checkbox"/>  Latte    |   |



*BR- Breast Recesses Option - Breast/ Scaupula Recesses include dual cutouts with central sternum/spine support (includes custom plugs)*



*RC - Rounded Corners*

**Standard Base Color:**

-  White

**Custom Base Colors:**

- |   |  |
|---|--|
| <input type="checkbox"/>  Royal Blue   | <input type="checkbox"/>  Red         |
| <input type="checkbox"/>  Navy Blue    | <input type="checkbox"/>  Light Gray  |
| <input type="checkbox"/>  Orange       | <input type="checkbox"/>  Burgundy    |
| <input type="checkbox"/>  Purple       | <input type="checkbox"/>  Green       |
| <input type="checkbox"/>  Forest Green | <input type="checkbox"/>  Charcoal    |
| <input type="checkbox"/>  Black        | <input type="checkbox"/>  Brown       |
| <input type="checkbox"/>  Yellow       | <input type="checkbox"/>  Bright Blue |



***Thera-P-3007 with Breast Recesses, Holes for Side Arm Extensions (Foot End), Custom Base Color, and Custom Base Graphics***

**Custom Base Options:**

- S1178** - Table Base Graphics
- PT9020-CC** - Pick Custom Base Color
- S2000** - Custom Table Base Powder Coat Color and Table Base Graphics

