


















ABENA®

# Anwendungstabelle

## Abri-San Premium



Art. Nr.	Produkt / Farbcode			
<b>Leichte Inkontinenz</b>				
41000	 0 	8 x 18 cm	75 ml	28/336
925315	  1 	10 x 22 cm	200 ml	28/280
925415	  1A 	10 x 28 cm	200 ml	28/336
926015	  2 	10 x 26 cm	350 ml	28/336
926615	  3 	11 x 33 cm	500 ml	28/196
927115	  4 	20 x 44 cm	800 ml	28/168
937415	  5 	28 x 54 cm	1200 ml	36/144
<b>Mittlere Inkontinenz</b>				
937815	  6 	30 x 63 cm	1600 ml	34/102
938115	  7 	36 x 63 cm	2100 ml	30/90
<b>Schwere Inkontinenz</b>				
938215	  8 	36 x 63 cm	2500 ml	21/84
938415	  9 	36 x 70 cm	2400 ml	25/100
938615	  10 	36 x 70 cm	2800 ml	21/84
938915	  11 	36 x 70 cm	3400 ml	16/64
300200	  Special 	36 x 70 cm	2000 ml	28/112