

### SPECIFICATIONS

Capacity Max	130 l/s
Head Max	44m
Nominal Duty	115 l/s @ 15 mtrs
Self priming lift	5 mtrs
Pump Speed	2200 rpm
Inlet/outlet (mm)	8" x 8" (200mm)

### RECOMMENDED ENGINES

Make	Model
Yanmar	4TNV84T
Caterpillar	C2.2T
Deutz	F4L 2011

### STANDARD MEASUREMENTS


Length (mm)	2050
Width (mm)	830
Height (mm)	1740
Dry Weight (kg) approx	760
Fuel Tank Capacity (L)	180L

### STANDARD PACKAGE

- Camlock connections (STD)
- Lifting frame with lifting point
- Forklift accessible
- Integral fuel tank
- Large battery + battery tray
- STD SAE flywheel + coupling guard
- Lockable fuel cap
- Remko K21 controller
- Weather protection roof
- Engine protection STD

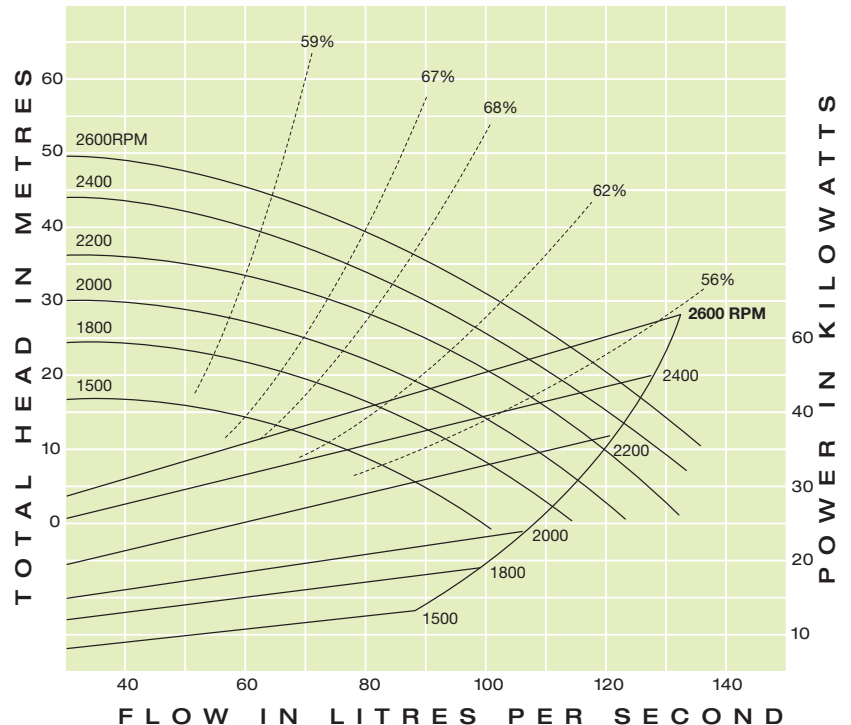
### OPTIONAL EXTRAS

- Remote start - stop
- Float or level control
- Battery isolator
- Lockable battery box
- Emergency stop
- Solar panel
- Flashing lights
- Fire extinguisher
- Skid base
- Trailer mounted



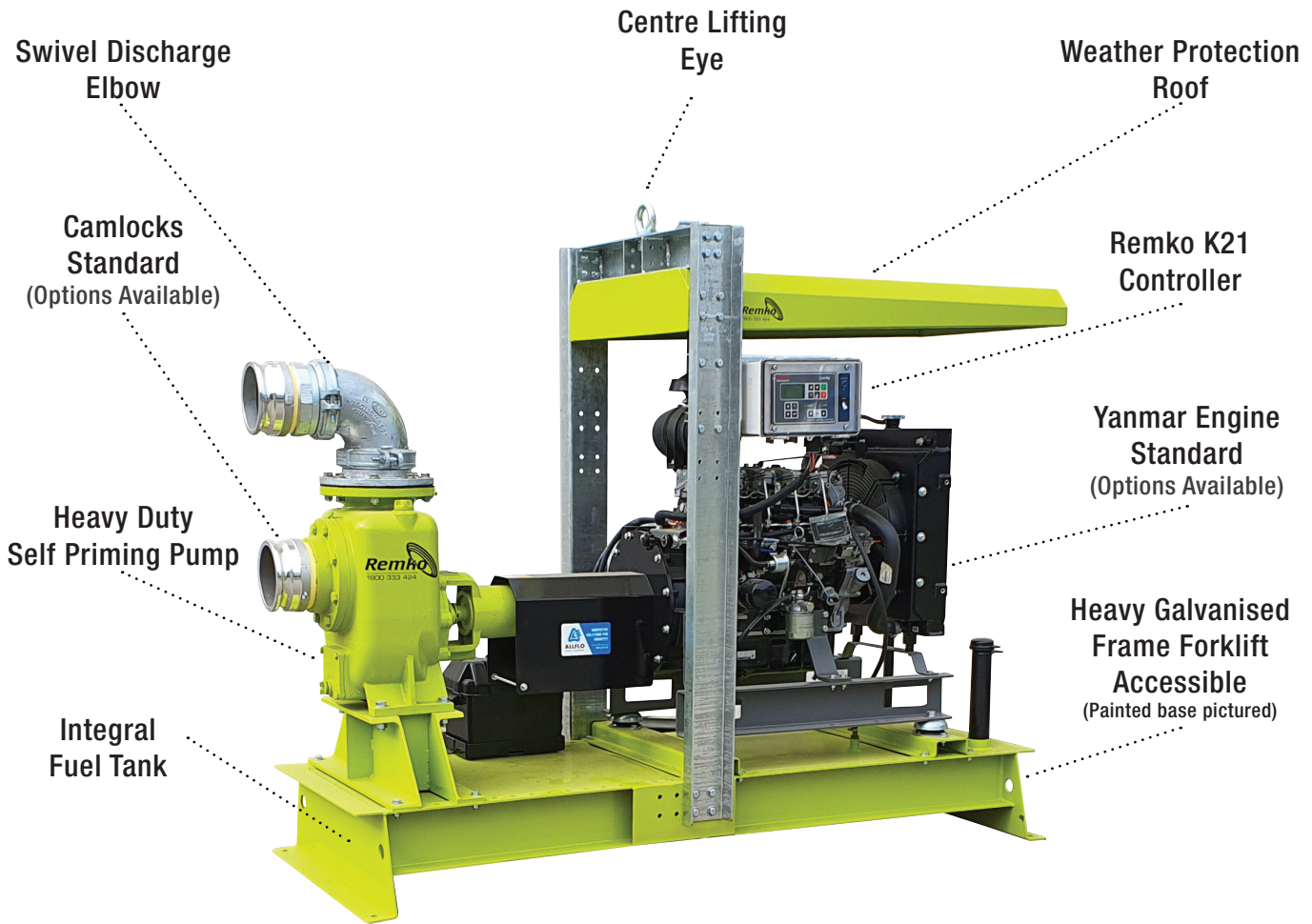
\*RS150 painted base model pictured

## BUILT TO BE TOUGH



**DESIGN:** Robust and heavy duty to meet the demands of the construction, agriculture, mining and rental industries.

**EFFICIENCIES:** Pump and motor efficiencies up to 80% which provides faster and more efficient pumping, resulting in savings to the user



Swivel Discharge Elbow

Camlocks Standard (Options Available)

Heavy Duty Self Priming Pump

Integral Fuel Tank

Centre Lifting Eye

Weather Protection Roof

Remko K21 Controller

Yanmar Engine Standard (Options Available)

Heavy Galvanised Frame Forklift Accessible (Painted base pictured)

**Remko**

## FEATURES & BENEFITS

- Complete Turn Key Package
- Galvanised Finish
- Centre Point Lift
- Forklift Accessible
- Built Tough
- Custom Build Available
- Various Pump/Motor Options



Remko irrigation pump packages are built to a high quality standard with affordability in mind

With the irrigation and civil market, there are multiple applications - We will help select the best pump, motor, and package combination to suit your specific applications

## REMKO K21 CONTROLLER



- Low Oil Pressure Shutdown
- High Coolant Temp Shutdown
- RPM Display (Overspeed Shutdown)
- 100 Hour Run Timer
- Engine Hour Meter
- Battery Voltage Monitor/Display
- Low Radiator Level Shutdown
- 4-20mA Pump Pressure