
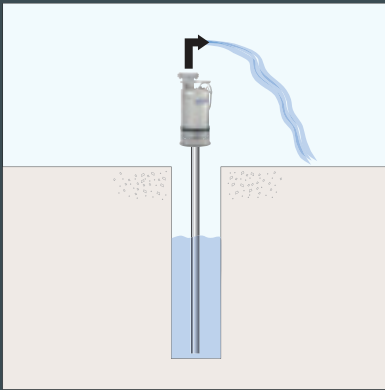
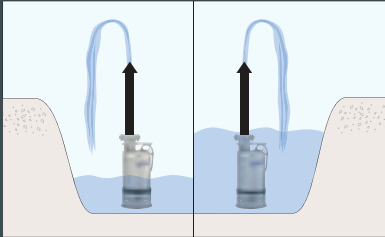
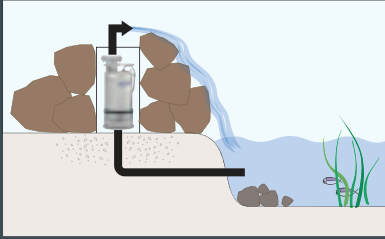




# Amphibious Pump



RSA.80.22



Unique amphibious pumps are suitable for submersible, semi-submersible and can be configured for dry mount installations.

RSA.50.11

IRRIGATION AND  
WATER SUPPLY  
WATER TRANSFER  
COMMERCIAL  
WATER FEATURES  
AQUA CULTURE



# Amphibious Pump

Remko Amphibious Pumps are suitable for submersible, semi-submersible and dry mount installations. Remko Amphibious Pumps are portable clean water pumps with unique design features that maximise durability and versatility.

**Max Head: 23m**  
**Max Flow: 29 l/sec**

## FEATURES

- Ability to connect multiple pumps in series for increased heads
- Remove strainer and install check valve for dry mount or self priming installations. Max. 8m section depth (80 & 100mm pumps)
- Ideal for limited and confined spaces
- Easily concealed for aqua landscaping purposes
- Portable design – simple to remove and relocate
- Water-cooled motor for increased efficiency and operating times
- Thermal motor protection
- Triplex seal system



*Heavy-duty pumps for industrial, commercial and rural applications*



## PERFORMANCE CURVES



## SPECIFICATIONS

Pump Model	Outlet (mm)	Power (kW)	Amps (240 volt)	Amps (415 volt)	Speed (rpm)	Solids Passage (mm)	Weigh (kg)	Width (mm)	Height (mm)
RSA.50.11	50	1.1	7.0	2.5	2900	4	30	210	496
RSA.80.15	80	1.5	9.2	3.4	2900	8	44	238	616
RSA.80.22	80	2.2	14.1	4.7	2900	8	46	238	536
RSA.100.22	100	2.2	14.1	4.7	2900	11	47	238	536
RSA.100.37	100	3.7	-	7.8	2900	11	47	238	561