



# HOW TO ASSEMBLE THE BETTER WEDGE



**First, fold down the top flap and all the tabs.**




**Pinch the edges of the wedge together to get it to open up.**




**Bend down the tabs on either side of the opening.**



**Now, slide the top flap into the slots on the back of the wedge.**




**That's it! You now have a perfectly assembled Better Wedge.**



**Scan here to watch our  
quick Better Wedge  
Assembly Videos.**

OR head to: <http://bit.ly/BetterBoxAssembly>



**Scan here to view  
our complete Better  
Box Explainer Series.**

OR head to: <http://bit.ly/BetterBoxExplainerSeries>