

Product Release Notes for Rosterfy 2.0

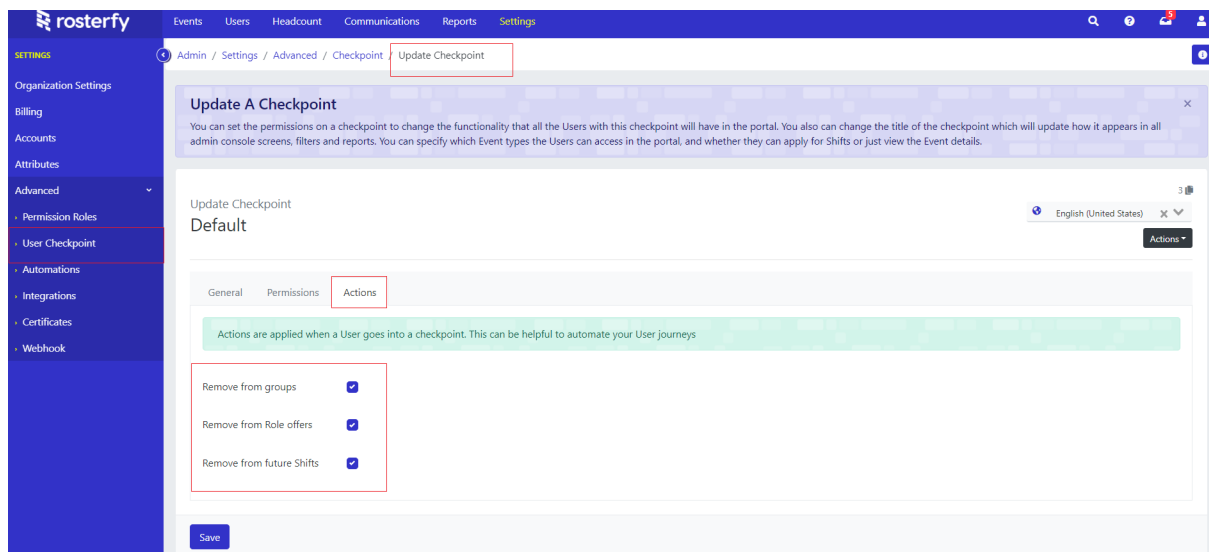
Automations	2
Any Checkpoint Can Do Deactivation Tasks	2
Events and Shifts	3
Automatic Rostering Prioritisation	3
Email Self-Check-In, Confirm and Reject	4
Download Shift to calendar from portal	5
Headcount	6
Bulk Update Status of Functional Area Users	6
Updates to the Bulk Import of Role Offers	7
Deleting Role Offers with Users - Warning and Permissions	7
Not Approved Role Offer Status Added	9
Role Offer Complete Feedback Form	9

Please note - all employee data you may see is dummy data and not sensitive

Automations

Any Checkpoint Can Do Deactivation Tasks

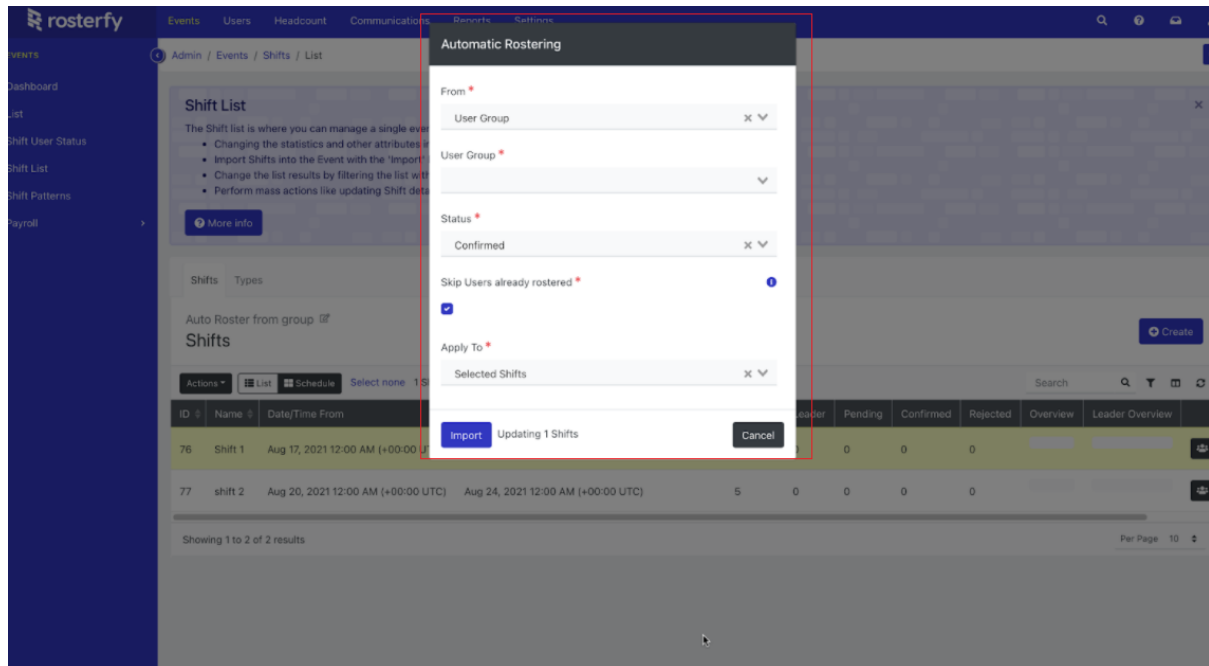
For Admins, any Checkpoint now has a new tab, 'Actions', where the 3 Deactivation Tasks can now be actioned by any Checkpoint. As per the screenshot below, 'Remove From Groups', 'Remove From Role Offers' and 'Remove From Future Shifts' can be used in any combination. You can reach this by Update or Creating a Checkpoint.



Events and Shifts

Automatic Rostering Prioritisation

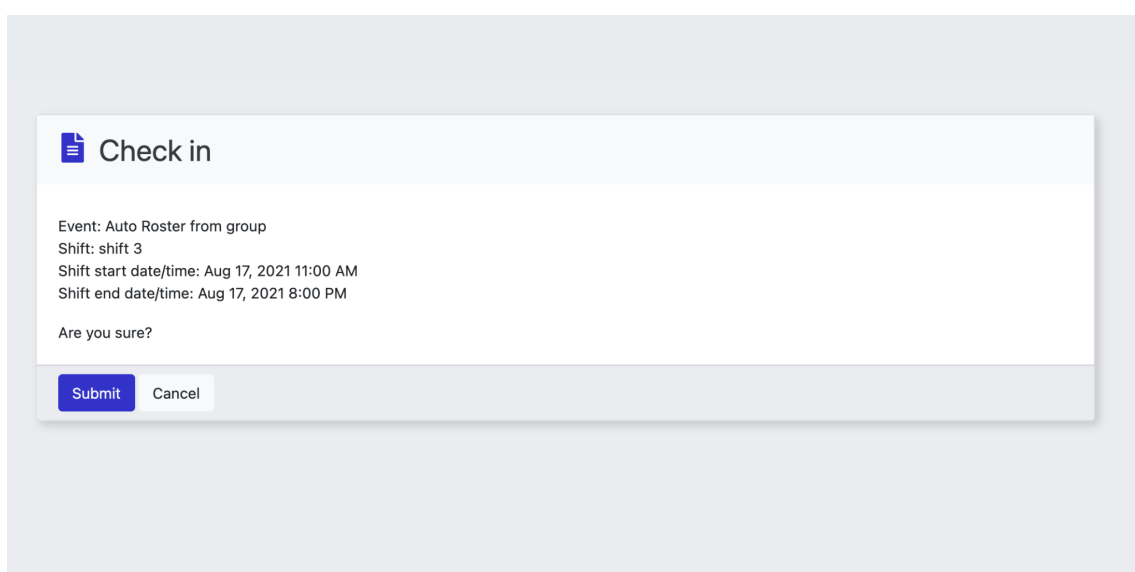
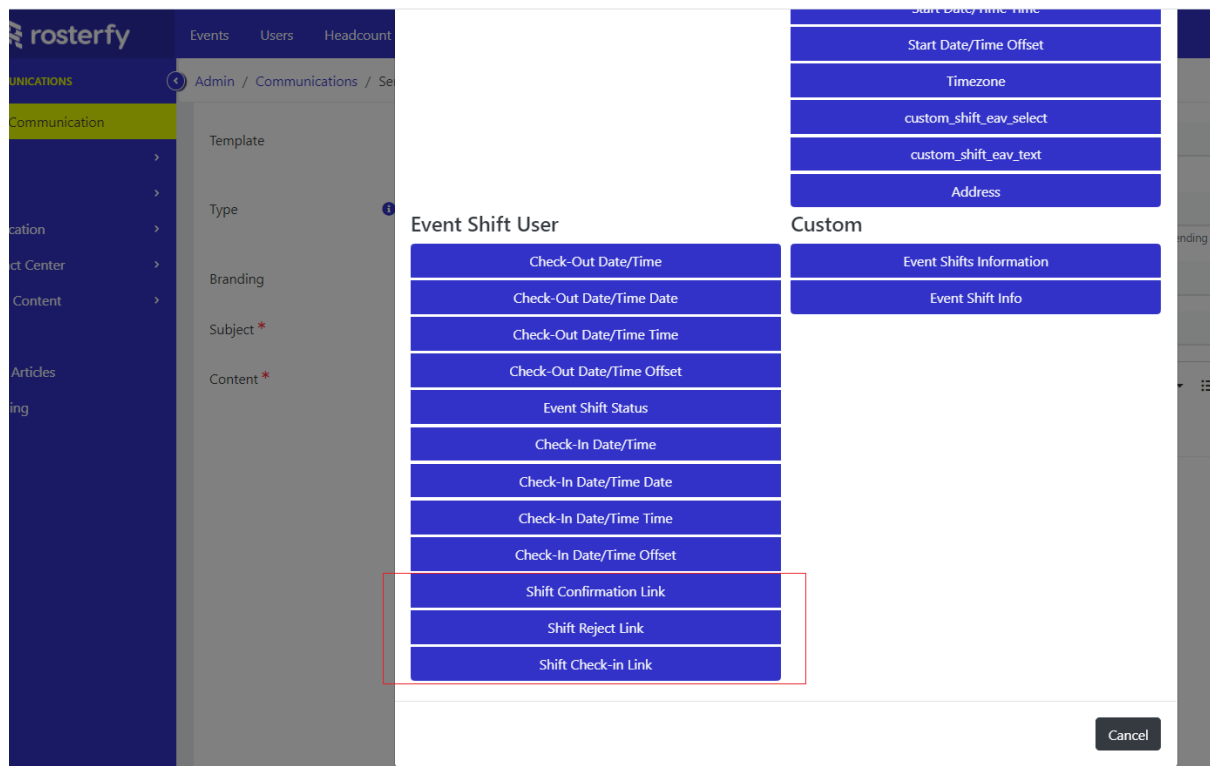
When Admins are using the Automatic Rostering function, we have introduced the option for skipping Users who are already rostered onto Shifts within this Event.



Email Self-Check-In, Confirm and Reject

We have added a number of options for new mail merge tags, that include a Shift Confirmation, Shift Reject and Shift Check-In link.

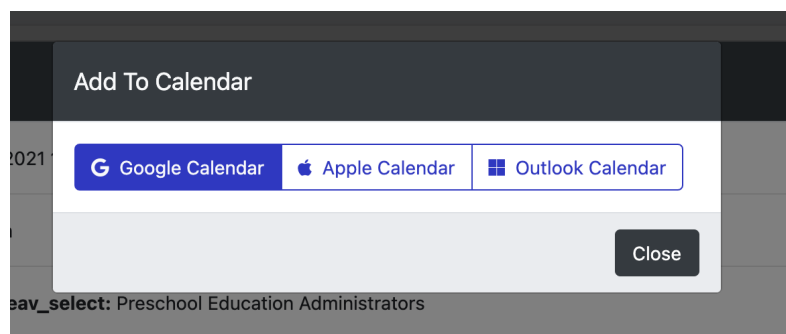
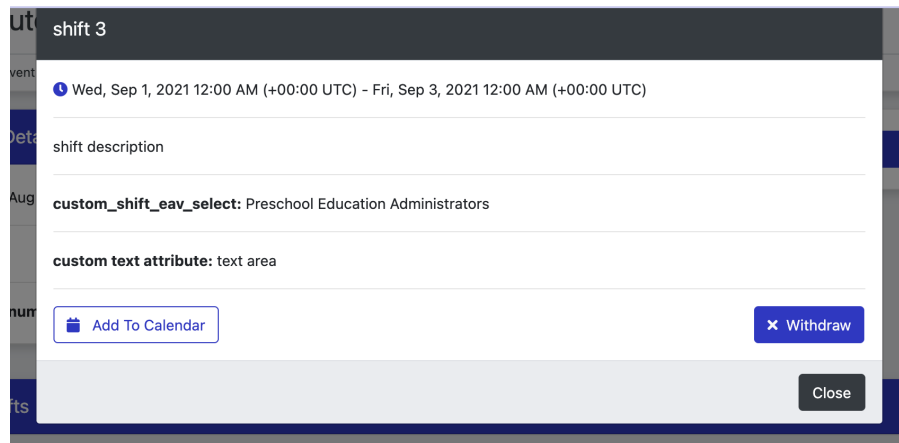
This means that these options will be available to be set up with Candidates via email, meaning that Candidates will be able to Confirm, Reject or Check-Into a shift via their email only (not needing to login to their Rosterfy account).



Download Shift to calendar from portal

In the portal it is now possible to add a shift to your own calendar. Under any shift info in the portal, you will now see a 'add to calendar' button. Google, outlook and apple calendar are all supported.

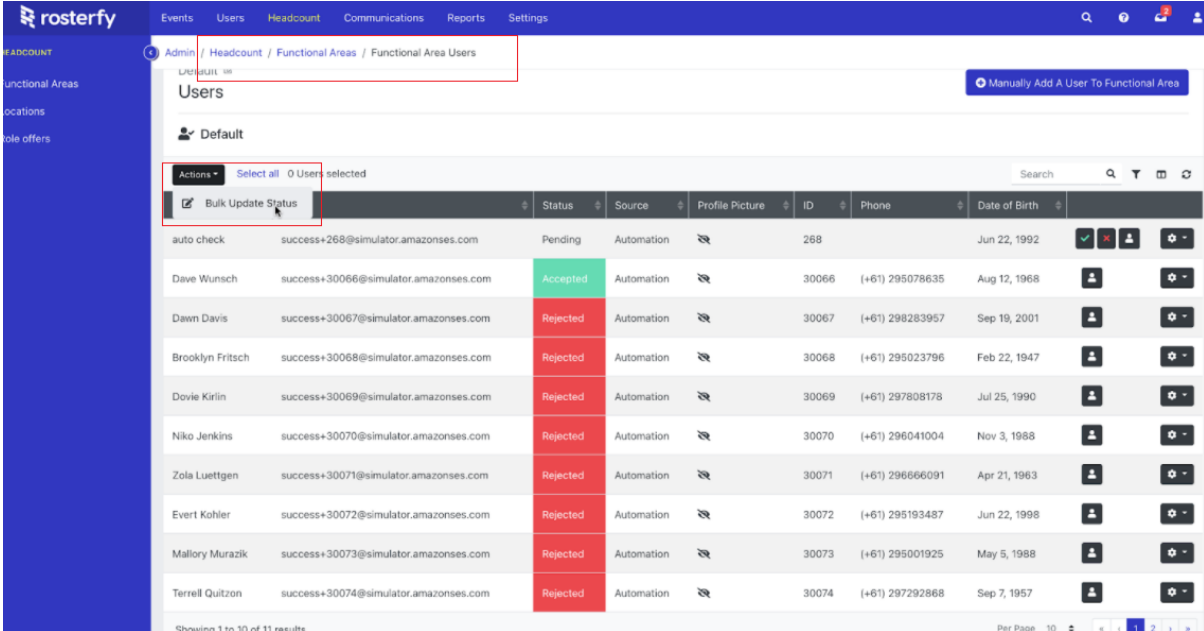
A user can also download their shifts to a calendar from the shift confirm landing page (from a confirm link in an email), or from an event confirm landing page as well, which will download all their confirmed shifts on an event at once



Headcount

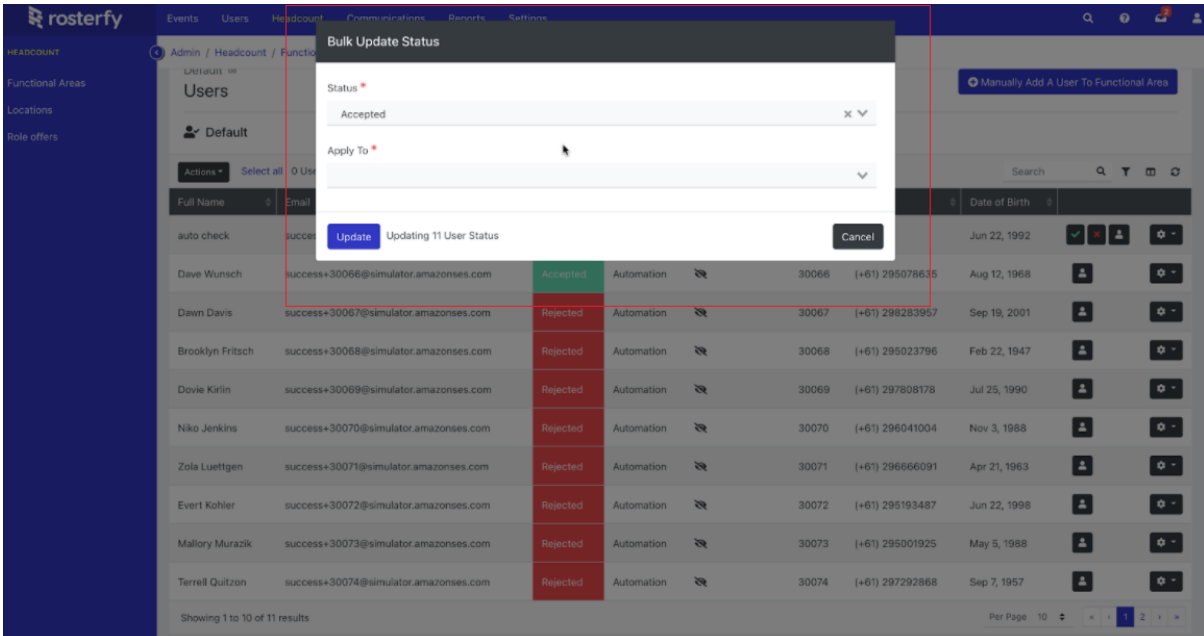
Bulk Update Status of Functional Area Users

The option has been introduced for Admins to bulk update the Status of Functional Area Users. This will significantly improve the speed of updating in bulk. This can be found in the Functional Area Users list within the Headcount module.



The screenshot shows the Rosterfy interface with the 'Headcount' module selected. The 'Functional Area Users' list is displayed, showing columns for Name, Email, Status, Source, Profile Picture, ID, Phone, and Date of Birth. The 'Bulk Update Status' button is highlighted in the Actions menu.

Full Name	Email	Status	Source	Profile Picture	ID	Phone	Date of Birth
auto check	success+268@simulator.amazonses.com	Pending	Automation		268		Jun 22, 1992
Dave Wunsch	success+30066@simulator.amazonses.com	Accepted	Automation		30066	(+61) 295078635	Aug 12, 1968
Dawn Davis	success+30067@simulator.amazonses.com	Rejected	Automation		30067	(+61) 298283957	Sep 19, 2001
Brooklyn Fritsch	success+30068@simulator.amazonses.com	Rejected	Automation		30068	(+61) 295023796	Feb 22, 1947
Dovie Kirin	success+30069@simulator.amazonses.com	Rejected	Automation		30069	(+61) 297808178	Jul 25, 1990
Niko Jenkins	success+30070@simulator.amazonses.com	Rejected	Automation		30070	(+61) 296041004	Nov 3, 1988
Zola Luetgen	success+30071@simulator.amazonses.com	Rejected	Automation		30071	(+61) 296666091	Apr 21, 1963
Evert Kohler	success+30072@simulator.amazonses.com	Rejected	Automation		30072	(+61) 295193487	Jun 22, 1998
Mallory Murazik	success+30073@simulator.amazonses.com	Rejected	Automation		30073	(+61) 295001925	May 5, 1988
Terrell Quiltzon	success+30074@simulator.amazonses.com	Rejected	Automation		30074	(+61) 297292868	Sep 7, 1957



The screenshot shows the Rosterfy interface with the 'Headcount' module selected. The 'Functional Area Users' list is displayed. A 'Bulk Update Status' dialog box is open, allowing the user to select a status and apply it to all users.

Bulk Update Status

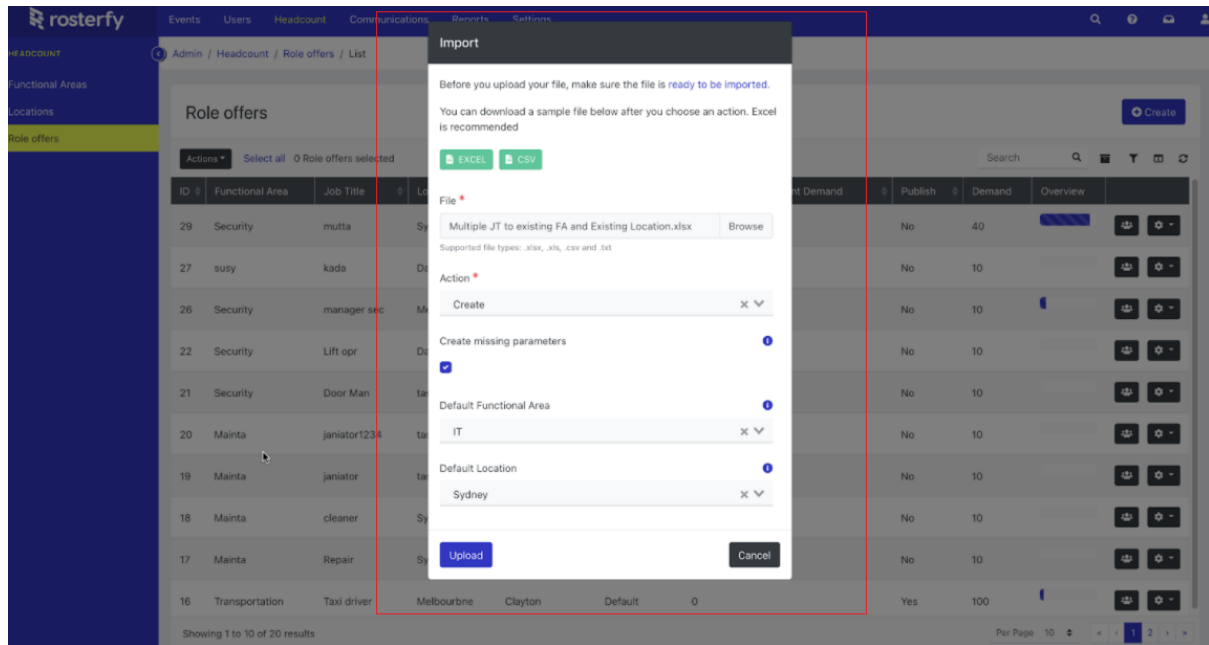
Status: Accepted

Apply To: All Users

Update Updating 11 User Status **Cancel**

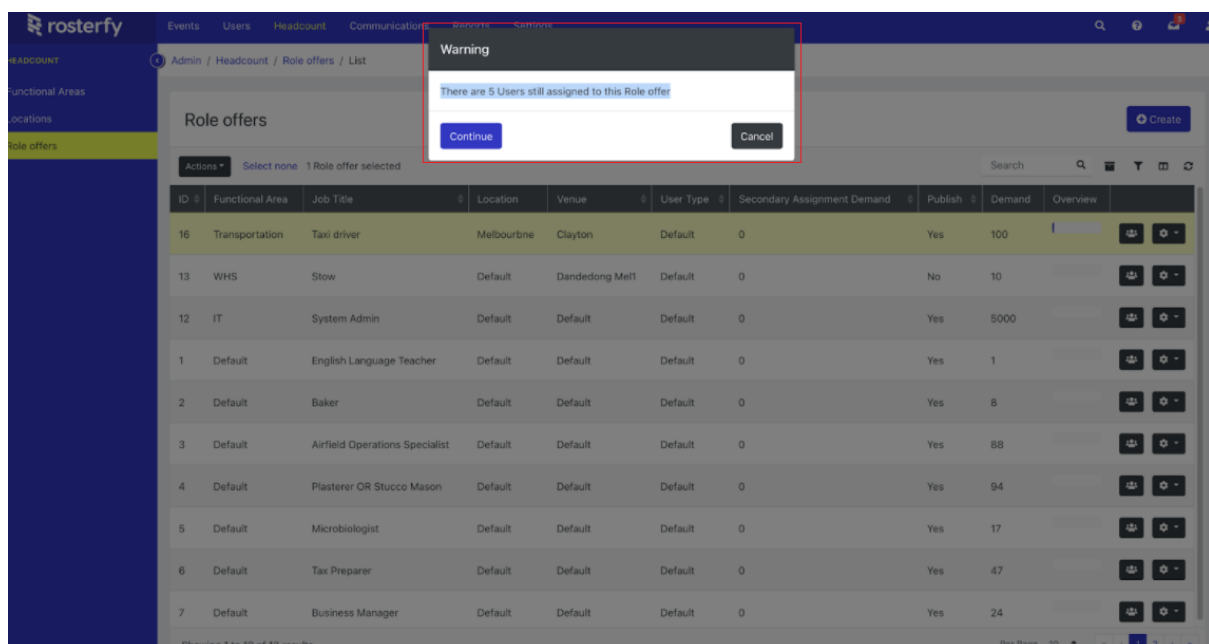
Updates to the Bulk Import of Role Offers

The Bulk Import of Role Offers has been enhanced so that all data fields are able to be imported now. You can access this via the Actions off the Role Offers list, within the Headcount module, similar to all other Imports across the Rosterfy platform

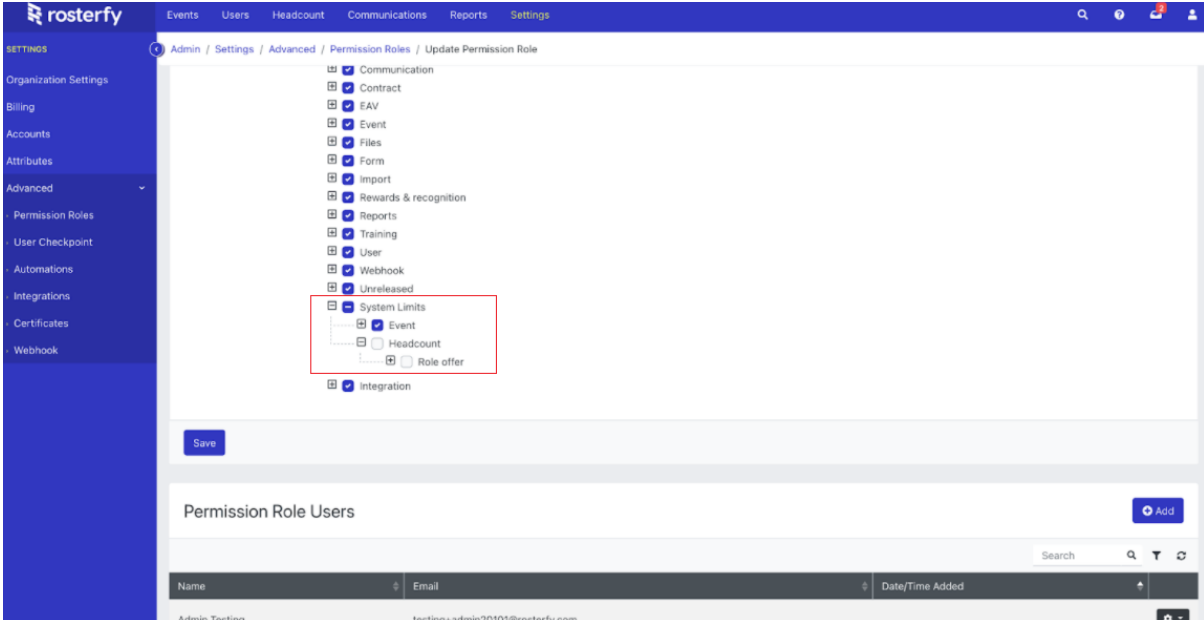


Deleting Role Offers with Users - Warning and Permissions

Admins deleting Role Offers with Users still assigned, will be given a warning message prior to continuing.



This also now can be controlled and turned off - i.e. particular Admin users may be denied the access to be able to delete any Role Offers with Users still assigned. This is controlled via settings on Permission Roles, similar to all other Permission Roles, as per below. These Admins will then not be allowed to proceed with deletion.



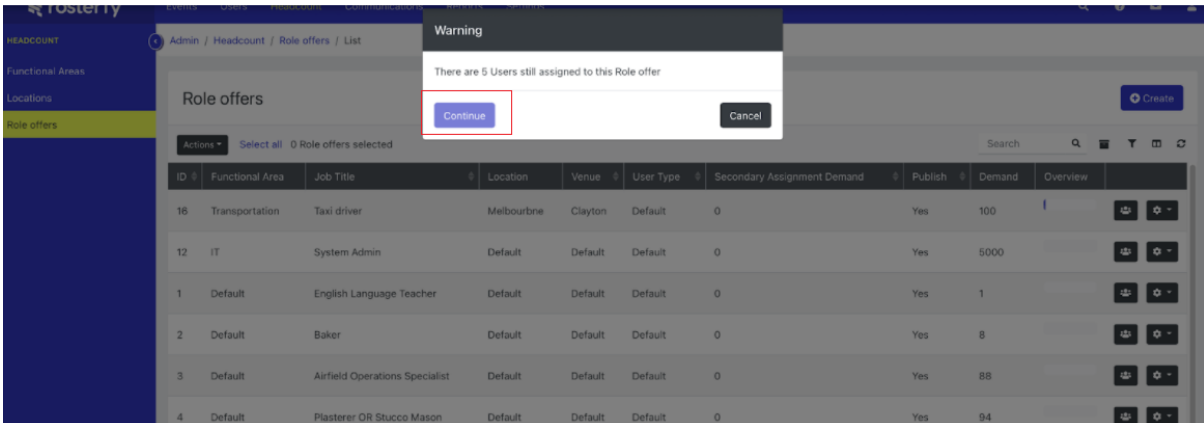
Admin / Settings / Advanced / Permission Roles / Update Permission Role

- ☒ Communication
- ☒ Contract
- ☒ EAV
- ☒ Event
- ☒ Files
- ☒ Form
- ☒ Import
- ☒ Rewards & recognition
- ☒ Reports
- ☒ Training
- ☒ User
- ☒ Webhook
- ☒ Unreleased
- ☒ System Limits
 - ☒ Event
 - ☐ Headcount
 - ☐ Role offer
- ☒ Integration

Save

Permission Role Users

Name	Email	Date/Time Added
Admin Testing	testing+admin20101@rosterfy.com	



Warning

There are 5 Users still assigned to this Role offer

Continue Cancel

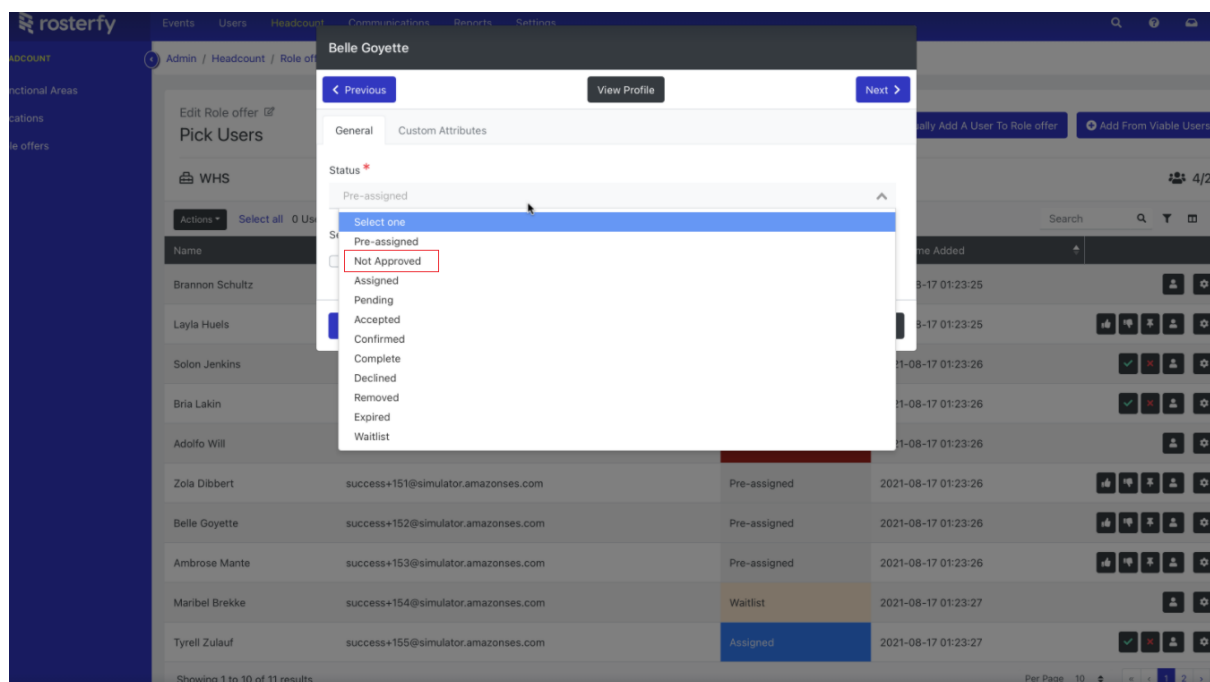
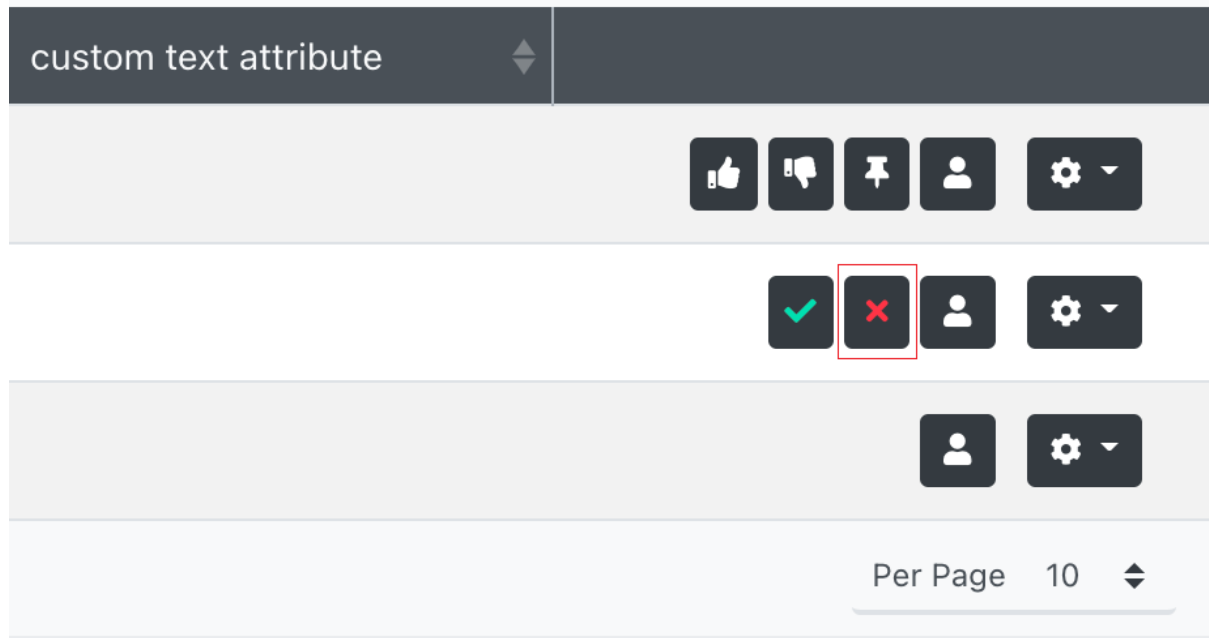
Role offers

Actions Select all 0 Role offers selected

ID	Functional Area	Job Title	Location	Venue	User Type	Secondary Assignment Demand	Publish	Demand	Overview
16	Transportation	Taxi driver	Melbourne	Clayton	Default	0	Yes	100	
12	IT	System Admin	Default	Default	Default	0	Yes	5000	
1	Default	English Language Teacher	Default	Default	Default	0	Yes	1	
2	Default	Baker	Default	Default	Default	0	Yes	8	
3	Default	Airfield Operations Specialist	Default	Default	Default	0	Yes	88	
4	Default	Plasterer OR Stucco Mason	Default	Default	Default	0	Yes	94	

Not Approved Role Offer Status Added

When Role Offers are 'Not Approved' by Admins (hitting the red X button) this will move the Role Offer to a 'Not Approved' Status.



Role Offer Complete Feedback Form

When a user has completed a role, they now can access a feedback form in the portal. This can be used to provide an opportunity to upload data or ask the user questions based on the role.

Update Role offer

English (United States)

5

Amusement Attendant

Actions

General

Demand

Criteria

Settings

Custom Attributes

Choose a Training

Aircraft Engine Specialist

Certificate

Select one

Preview

Accept Form

Select one

Reject Form

Select one

Complete Role offer Form

Role Offer Complete Form

Enable Offer Expiry

☐

Save

Role offers

Amusement Attendant

Feedback

Completed

My Training

Aircraft Engine Specialist (approx 19mins)

Start