

Lowering Employers' Healthcare Costs



\$12,600

the amount self-funded employers pay per employee per year on healthcare and **30%** is wasted.

Problems

- Overuse of emergency room
- Poorly managed chronic conditions
- High-cost claimants mismanaged
- Increased spend on Rx benefits
- Low member engagement
- Inefficient service utilization

What We Do

zAnalytics

zakupoint Health uses predictive analytics and integrated solution pathways to clarify employers' healthcare spend and drive actions to reduce it.

I
D
E
N
T
I
F
Y

Help employers understand their healthcare spend and recognize opportunities for cost savings

- Prioritized opportunities for savings based on current spend and population health

A
C
T

Provide population-specific action plans and solution tools to improve benefit utilization and drive action

- Library of actionable solutions in step-by-step pathways to guide implementation

C
O
N
N
E
C
T

Enhanced member experience to access personalized information

- Personalized recommendations to improve member engagement based on predictive analysis

T
R
A
C
K

Enable employers to visualize the impact of actions on spend and member health

- Set goals and track progress with a dashboard of engagement and quality metrics

zNavigator

The medical management portal is directed at the medical management team to engage with the population at a member-level

- zNavigator provides a 360-degree view of a member
- This will enable the nurses/medical management team to gather a holistic picture of a member in terms of overall med and Rx utilization patterns, clinical condition, care gaps, biometrics or any other program participation data

The Value



Drive 30% higher engagement with proactive messaging of savings and wellness opportunities



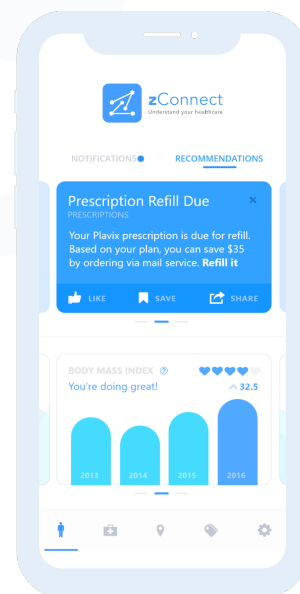
Simple, 1-touch outreach through message templates and preloaded campaigns



Intelligent steerage reduces costs and ensures better quality service

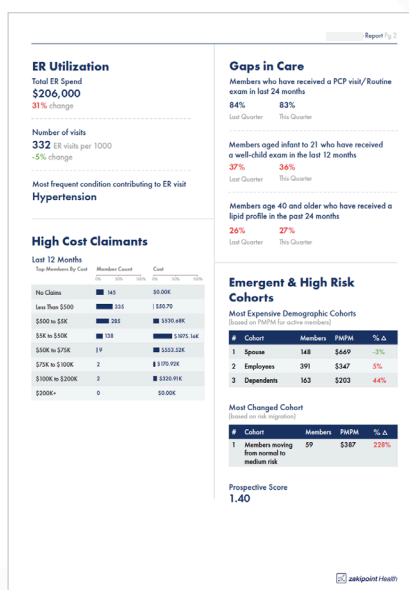
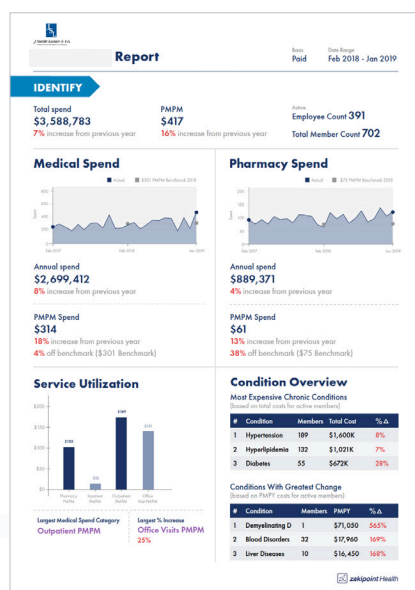


Improve customer service
Reduce customer service calls regarding benefits and deliver superior member experience



Reporting Feature

zakipoint Health provides reports capturing baseline and quarterly Insights along with ad-hoc clinical reports. We also provide custom analyses for flexible cohorts, stop-loss negotiation, network utilization, impact modeling, provider analysis, high-cost claimants etc.




Our Value

3% cost savings

20% reduction in risks

67% of members closed 1 or more gaps in care



Case Study

Problem

Employees of a city/municipality in the Southeast region were having issues getting their members to visit their PCPs for annual checkup

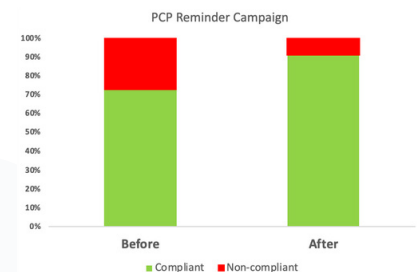
- In August 2019, 28% members were non-compliant.

Solution

- zConnect was implemented where two campaigns were sent out to these members regarding PCP visit after reviewing the data.

Impact

67% of the members closed the specific gap of PCP visit after the campaign was sent out.



Testimonials

The platform has helped us to see where the gaps in care were and understand how we needed to communicate the benefits to the employees to drive behavioral change.

Ashley Van Ryn
Strategic Account Executive, MMA

ZPH gives us an edge over other TPAs in that it really gives us the ability to look at members and put in effective and impactful interventions to get folks the right care at the right time.

Sarah Gardner
VP - Care Coordination, Arc

ZPH has been user-friendly, created efficiencies, and has been supportive while integrating our datasets and turning them into visual success stories.

Ron DeVizia
VP of Business Development, PPCN

The zConnect tool within ZPH helps me to scale personalized communications with our employees about current conditions or potential high risk illnesses while preserving their privacy.

Deana Crum
Benefits Manager, Childers Oil Company