



UNLOCK YOUR ATHLETIC POTENTIAL

FOOTBALL  
**STRENGTH & POWER**  
DEVELOPMENT PROGRAM

[www.projectmvp.co.uk](http://www.projectmvp.co.uk)



UNLOCK YOUR ATHLETIC POTENTIAL

## About Us

Project MVP was born to help athlete's reach their potential. We make fitness testing, data analysis, benchmarking, talent identification and athlete development a simple and seamless process for you. We let you know if you need to get fitter, faster, stronger or more powerful and then provide the expertise to help you attain your personal goals whatever they are.

Our battery of tests have been developed by industry leading sport scientists and fitness professionals. Using the very latest in sport science technology we assess the athlete's ability to perform a wide range of disciplines, which provides a clear representation of their athletic potential.

Our experienced coaches guide the athletes through the tests from start to finish, providing a fun and competitive environment that is filled with learning experiences. All tests are supported by current scientific based evidence and have been closely scrutinised for reliability and validity. Furthermore, the strict delivery of the tests at each and every event ensures that these standards are consistently upheld.



## Football

This strength and power program is designed to improve your game speed, allowing you to outspurt and close-down opponents with greater effect then change direction better when in close quarters with the opposition. You'll gain power in your ball striking and be able to jump higher for a header. It is a rounded program mixing upper and lower body exercises suitable for those beginning their training journey.

## Training Goals




# DAY 1


Perform all warm up exercises for 20-30 seconds each.

<i>Specific Warm Up</i>		<i>Week 1</i>	<i>Week 2</i>	<i>Week 3</i>	<i>Week 4</i>	
1	Walking Calf Raises (For/Back) 0s	20s ea. side	20s ea. side	20s ea. side	20s ea. side	
2	Hurdle March (Forwards/Backwards) 201 30s	20s ea. side	20s ea. side	20s ea. side	20s ea. side	
3	Alternating Lunges 201 30s	20s ea. side	20s ea. side	20s ea. side	20s ea. side	
4	Cossaq Squats w. Hip Prying 201 30s	20s ea. side	20s ea. side	20s ea. side	20s ea. side	


5	Wall Drills - Straight Leg Kicks 201 30s	20s ea. side	20s ea. side	20s ea. side	20s ea. side	
6	Wall Drills - Groin Kicks 201 30s	20s ea. side	20s ea. side	20s ea. side	20s ea. side	
7	Thoracic Rotations 201 30s	20s ea. side	20s ea. side	20s ea. side	20s ea. side	
8	Wall Angels 201 30s	20s ea. side	20s ea. side	20s ea. side	20s ea. side	



<i>Stability</i>		<i>Week 1</i>	<i>Week 2</i>	<i>Week 3</i>	<i>Week 4</i>	
1.a	Floor - Side Bridge (Forearm) Hold 30s	x 20s	x 25s	x 30s	x 35s	






1.b	Floor - Front Bridge (4 point - Forearms) Hold 30s	x 20s	x 25s	x 30s	x 35s	
-----	--	-------	-------	-------	-------	---

Maximal intent to be explosive!


<b>Power Training</b>		Week 1	Week 2	Week 3	Week 4	
1	Plate Overhead - Ankle Jumps - Stiffness Fast 30s <small>Start with a 2.5kg plate and progress. Reach to the sky, stay stiff!</small>	x 20s	x 20s	x 25s	x 25s	






<b>Strength Training</b>		Week 1	Week 2	Week 3	Week 4	
1.a	Db Front Squat 301 60s <small>Feet positioned slightly wider than shoulder width</small>	8 8 8	8 8 8	10 10 10	10 10 10	
1.b	Db Bench Press 301 60s	8 8 8	8 8 8	10 10 10	10 10 10	

2.a	Db Side Lunge 301 60s	6 6 6	6 6 6 6	8 8 8 8	8 8 8 8	
2.b	Db - Bench One Arm Rows LOW 301 60s	8 8 8	8 8 8 8	10 10 10 10	10 10 10 10	
2.c	Ball - Two Leg Bridge Back and Curl 301 60s	8 8 8	8 8 8 8	10 10 10 10	10 10 10 10	


## DAY 2



Perform all warm up exercises for 20-30 seconds each.

Specific Warm Up		Week 1	Week 2	Week 3	Week 4	
1	Walking Calf Raises (For/Back) 0s	20s ea. side	20s ea. side	20s ea. side	20s ea. side	



2	Hurdle March (Forwards/Backwards) 201 30s	20s ea. side	20s ea. side	20s ea. side	20s ea. side	
3	Alternating Lunges 201 30s	20s ea. side	20s ea. side	20s ea. side	20s ea. side	
4	Cossaq Squats w. Hip Prying 201 30s	20s ea. side	20s ea. side	20s ea. side	20s ea. side	
5	Wall Drills - Straight Leg Kicks 201 30s	20s ea. side	20s ea. side	20s ea. side	20s ea. side	
6	Wall Drills - Groin Kicks 201 30s	20s ea. side	20s ea. side	20s ea. side	20s ea. side	
7	Thoracic Rotations 201 30s	20s ea. side	20s ea. side	20s ea. side	20s ea. side	








8	Wall Angels 201 30s	20s ea. side	20s ea. side	20s ea. side	20s ea. side	
---	------------------------	--------------	--------------	--------------	--------------	---

<i>Stability</i>		Week 1	Week 2	Week 3	Week 4	
1	Db Calf Raise (Step) 301 60s	10 10	10 10 10	12 12 12	12 12 12	
2	Floor - One Leg Bridge Backt 301 60s	10 10	10 10 10	12 12 12	12 12 12	

Maximal intent to be explosive!

<i>Power Training</i>		Week 1	Week 2	Week 3	Week 4	
1	MB Overhead Throw Fast 60s  8 reps = 4 each side. Pause between each rep and make it explosive! Start with a 3-4kg ball.	8 8 8	8 8 8 8	10 10 10 10	10 10 10 10	
2	Squat Jumps Fast 120s	6 6 6	6 6 6 6	8 8 8 8	8 8 8 8	

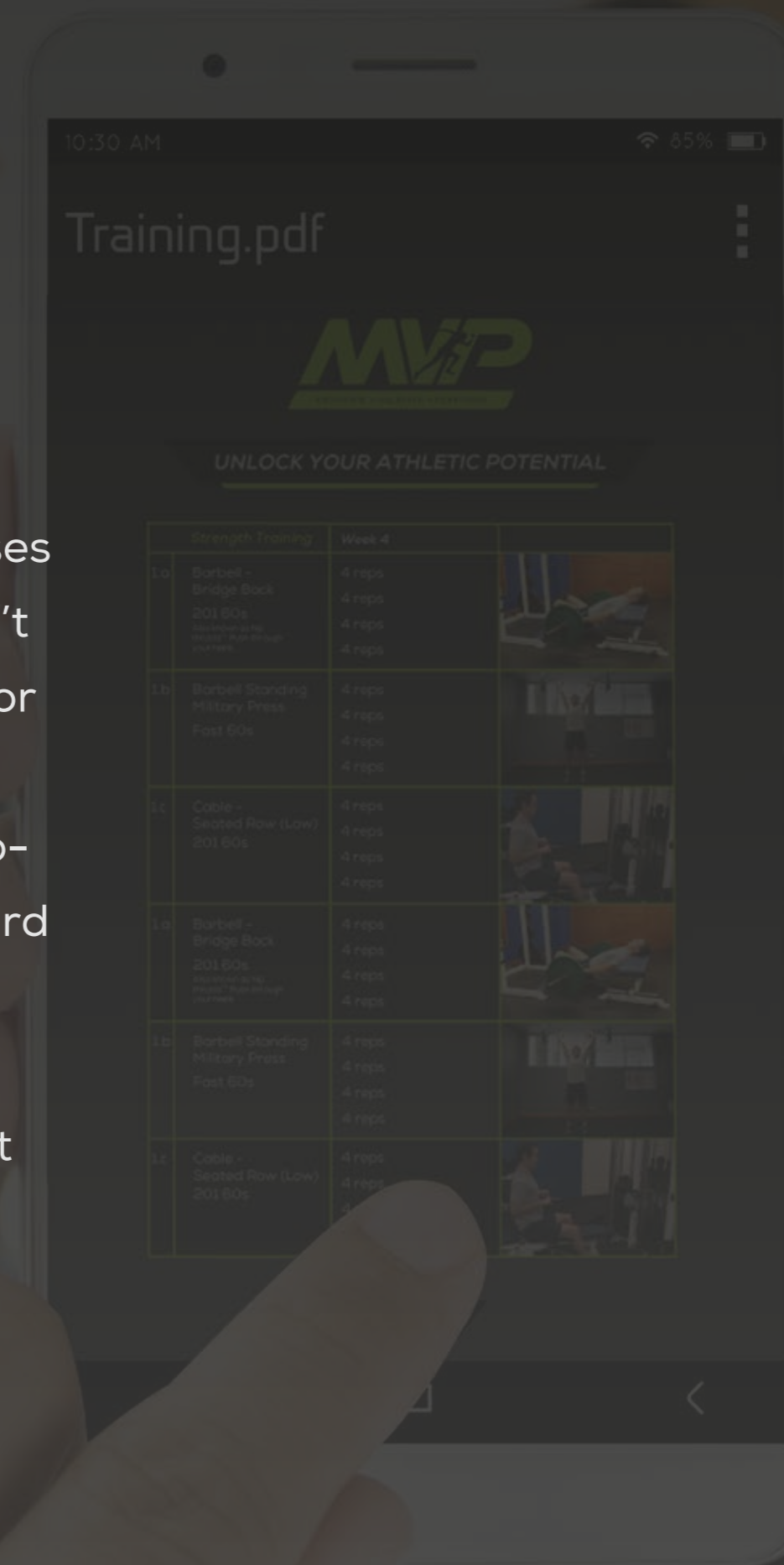
<b>Strength Training</b>		<b>Week 1</b>	<b>Week 2</b>	<b>Week 3</b>	<b>Week 4</b>	
1.a	<b>Db Straight Leg Deadlift</b> 301 60s <small>Lower weights to knees only - Push your hips back. - Progress to Barbell only once you're able to lift 15kg each hand with good technique.</small>	8 8 8	8 8 8	10 10 10	10 10 10	
1.b	<b>Cable - Seated Row (Low)</b> 301 60s	8 8 8	8 8 8	10 10 10	10 10 10	
1.c	<b>Db Seated Military Press</b> 301 60s	8 8 8	8 8 8	10 10 10	10 10 10	
2.a	<b>Db Split Squat</b> 301 60s	6 6 6	6 6 6	8 8 8	8 8 8	
2.b	<b>Pulldowns Narrow Front</b> 301 60s	8 8 8	8 8 8	10 10 10	10 10 10	



## Start Your Journey With MVP

You are now part of the MVP team! We now fully understand your strengths and weaknesses and the training program given in this ebook is a great start to your MVP journey but doesn't take into consideration any of your physical characteristics. We can create bespoke plans for you, online, based on your test results to help you be the best you can be and reach your goals whatever they are. With our connections we can guide your development with the potential for USA college scholarships or even pro team contracts with the right amount of hard work and talent!

Please contact us on [hello@projectmvp.co.uk](mailto:hello@projectmvp.co.uk) or call 020 3923 4938 to find out more about how we can be part of your journey to reach your potential







UNLOCK YOUR ATHLETIC POTENTIAL

FIND OUT MORE

**Project MVP**

020 3923 4938

hello@projectmvp.co.uk

[www.projectmvp.co.uk](http://www.projectmvp.co.uk)



[ProjectMVPuk](https://www.facebook.com/ProjectMVPuk)



[project\\_mvp](https://twitter.com/project_mvp)



[project\\_mvp](https://www.instagram.com/project_mvp)

